



US00D360971S

United States Patent [19]

[11] Patent Number: **Des. 360,971**

Speth et al.

[45] Date of Patent: **** Aug. 8, 1995**

[54] **ANATOMICAL SEAT PAD FOR CYCLING SHORTS**

5,068,920 12/1991 Bray 2/227
5,271,101 12/1993 Speth et al. 2/228

[75] Inventors: **Rachel Speth; Peter Kallen; Chris Helmsworth**, all of Portland, Oreg.

[73] Assignee: **Nike, Inc.**, Beaverton, Oreg.

[**] Term: **14 Years**

[21] Appl. No.: **948,922**

[22] Filed: **Sep. 18, 1992**

[52] U.S. Cl. **D2/705; D2/712; D2/738**

[58] Field of Search **D2/712-713, D2/731, 738, 742, 705; 2/115, 2, 227, 228, 159, 250, 231, 2**

[56] **References Cited**

U.S. PATENT DOCUMENTS

585,210	6/1897	Isaacs	2/227
2,100,869	11/1937	Oscard	2/115
2,318,199	5/1943	Clements	D2/712
3,508,550	4/1970	Vollrath	2/231
3,909,847	10/1979	Holt et al.	2/2
4,471,538	9/1984	Pomeranz et al.	2/159
4,805,243	2/1989	Gibbens et al.	2/250
4,945,571	8/1990	Calvert	2/228
4,961,233	12/1990	Black	2/228
5,038,408	8/1991	DeBaene	2/227

OTHER PUBLICATIONS

Bike Nashbar Cat Holiday '91 pp. 12 & 13.
Bike Nashbar Cat. Sum/1992 pp. 2 & 3.
Performance Bicycle Sum/1992 pp. 2,3 4.
Summer, 1992 pp. 55 & 56.

Primary Examiner—C. A. Murphy
Attorney, Agent, or Firm—Banner & Allegretti, Ltd.

[57] **CLAIM**

The ornamental design for an anatomical seat pad for cycling shorts, as shown and described.

DESCRIPTION

FIG. 1 is a front elevational view of an anatomical seat pad for cycling shorts showing my new design; FIG. 2 is a rear elevational view thereof; FIG. 3 is a top plan view of the anatomical seat pad for cycling shorts in a generally planar orientation; FIG. 4 is an enlarged cross section taken along the line 4-4 of FIG. 3; and, FIG. 5 is a top perspective view thereof. The broken line showing of cycling shorts turned inside-out in FIGS. 1 and 2 is for illustrative purposes only and forms no part of the claimed design. The bottom surface of the claimed anatomical seat pad is substantially plain.

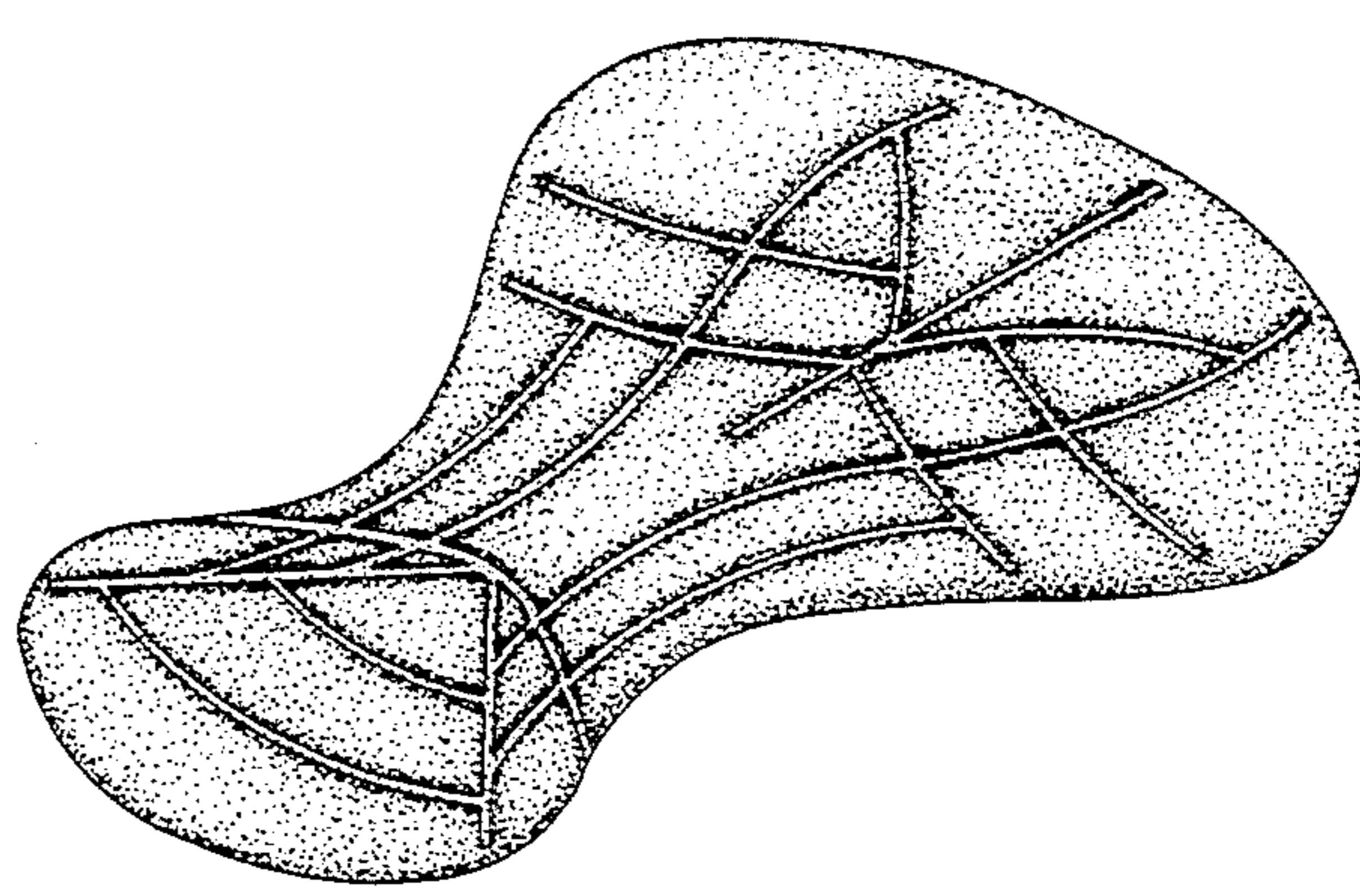
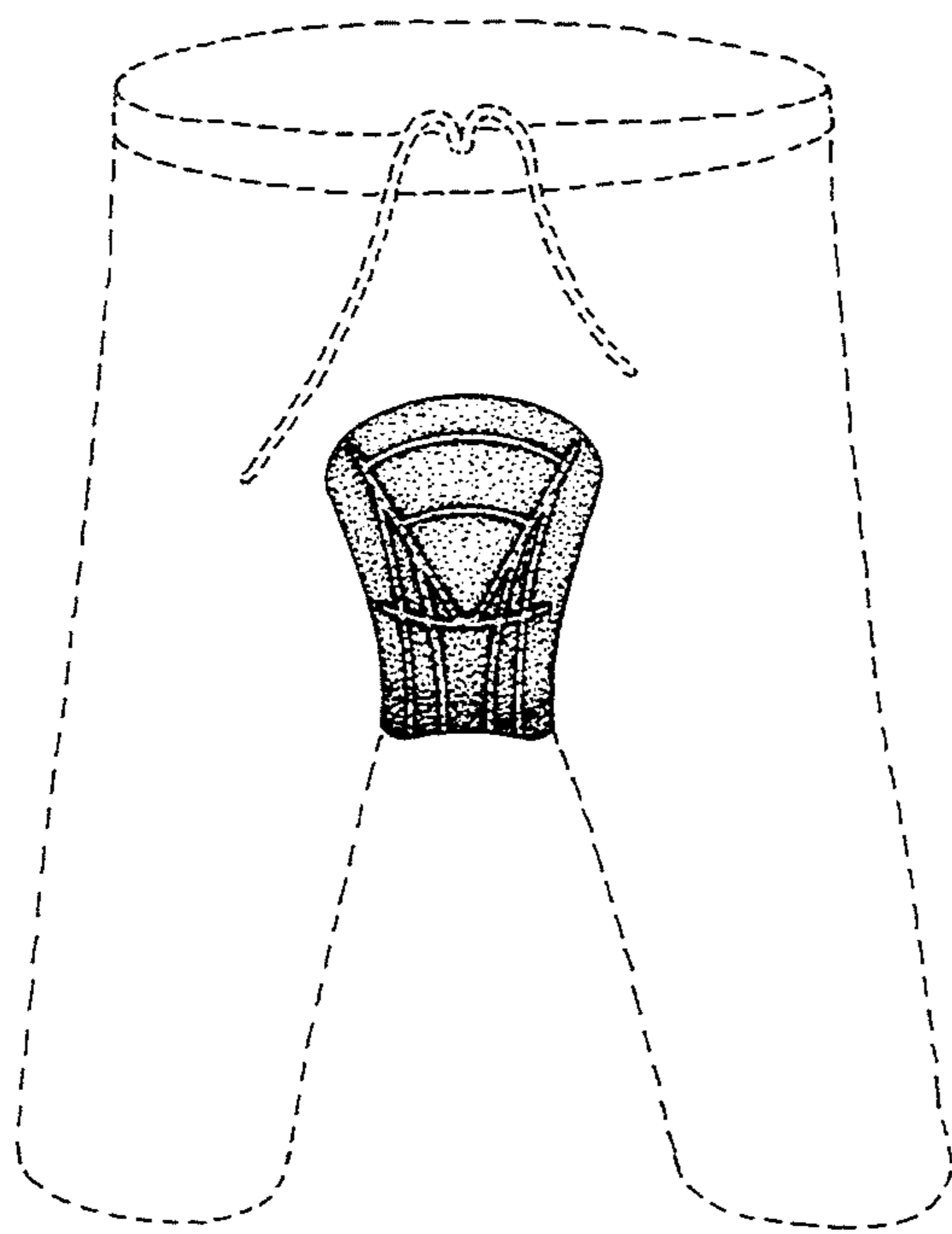


FIG. 2

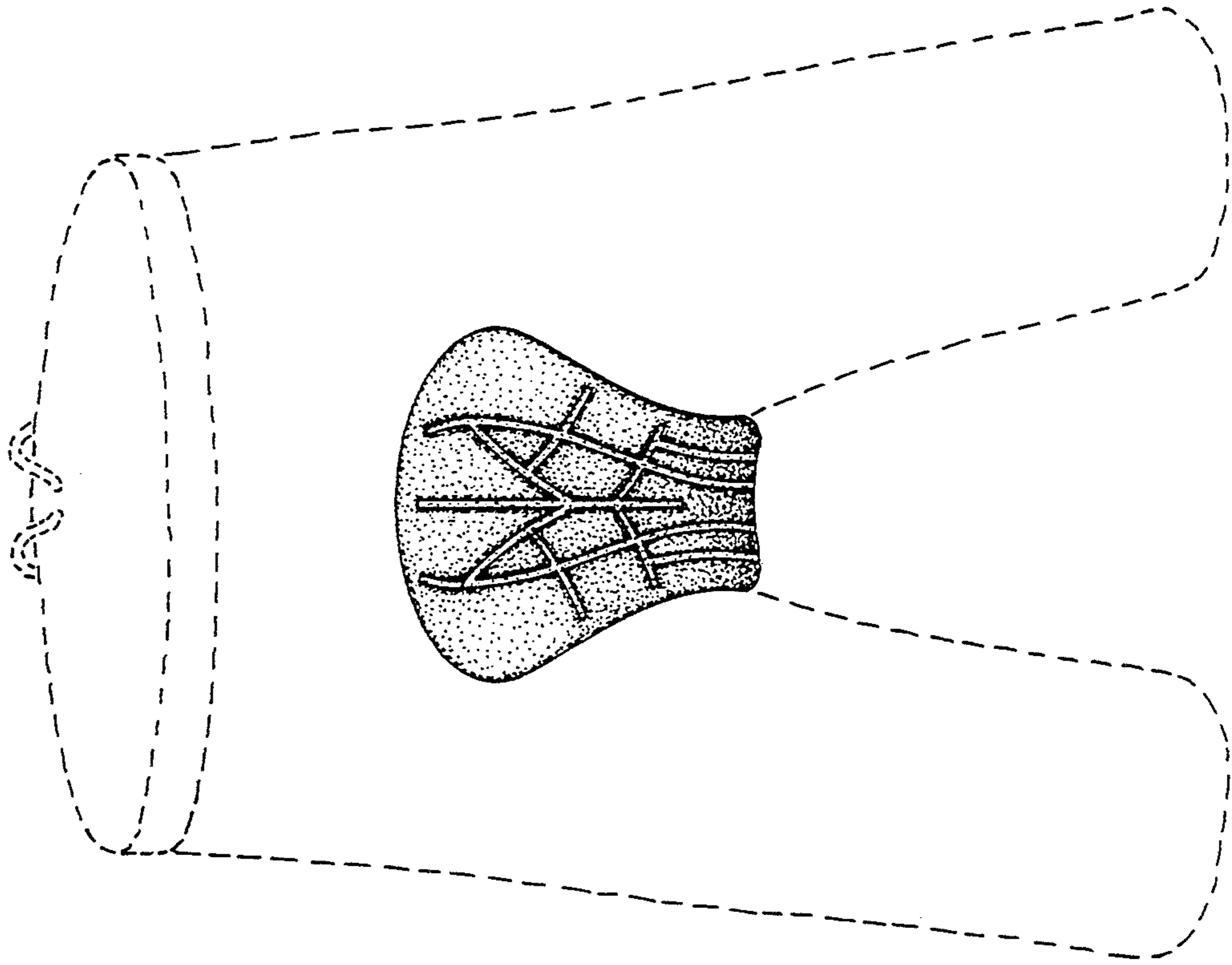


FIG. 1

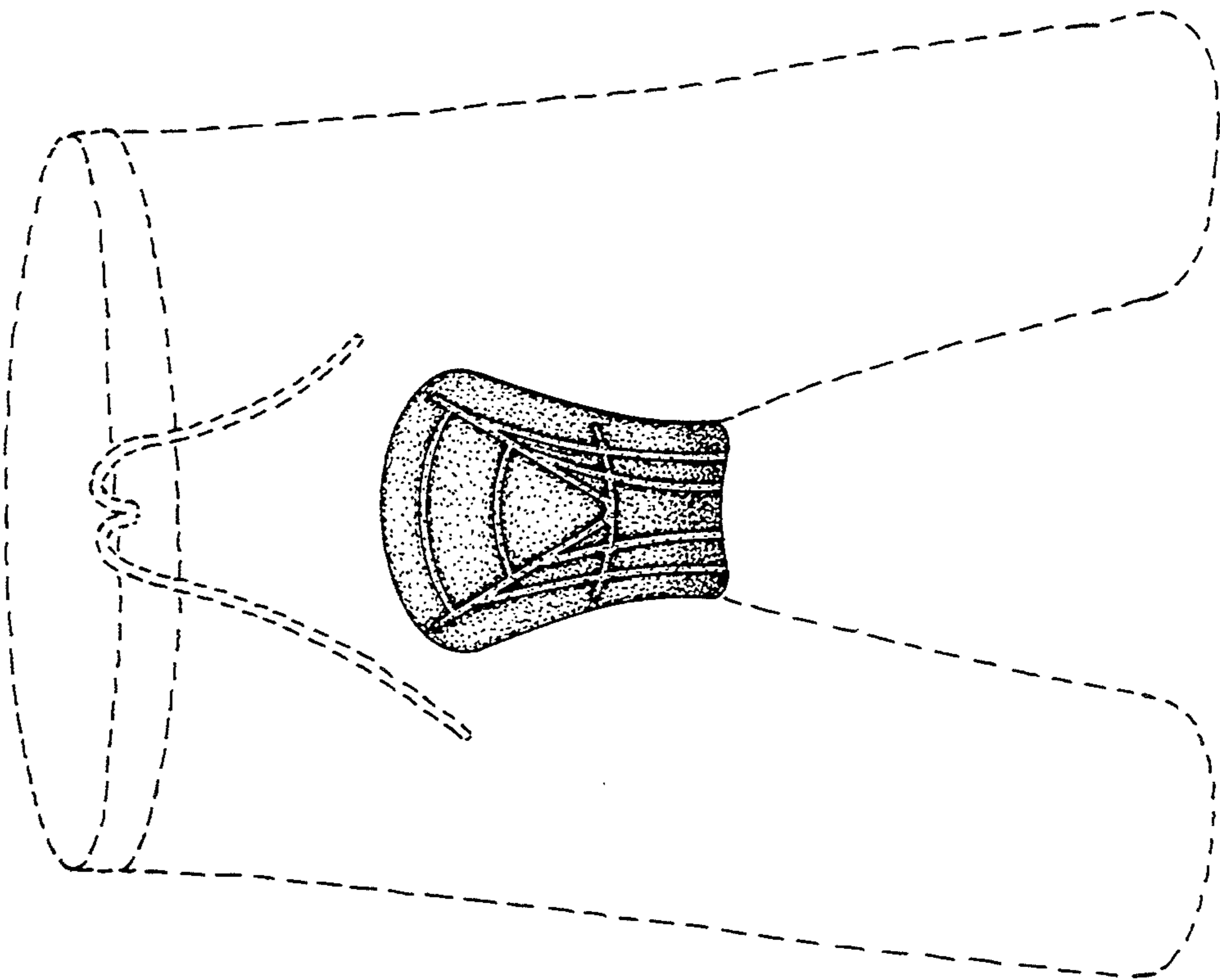


FIG. 3

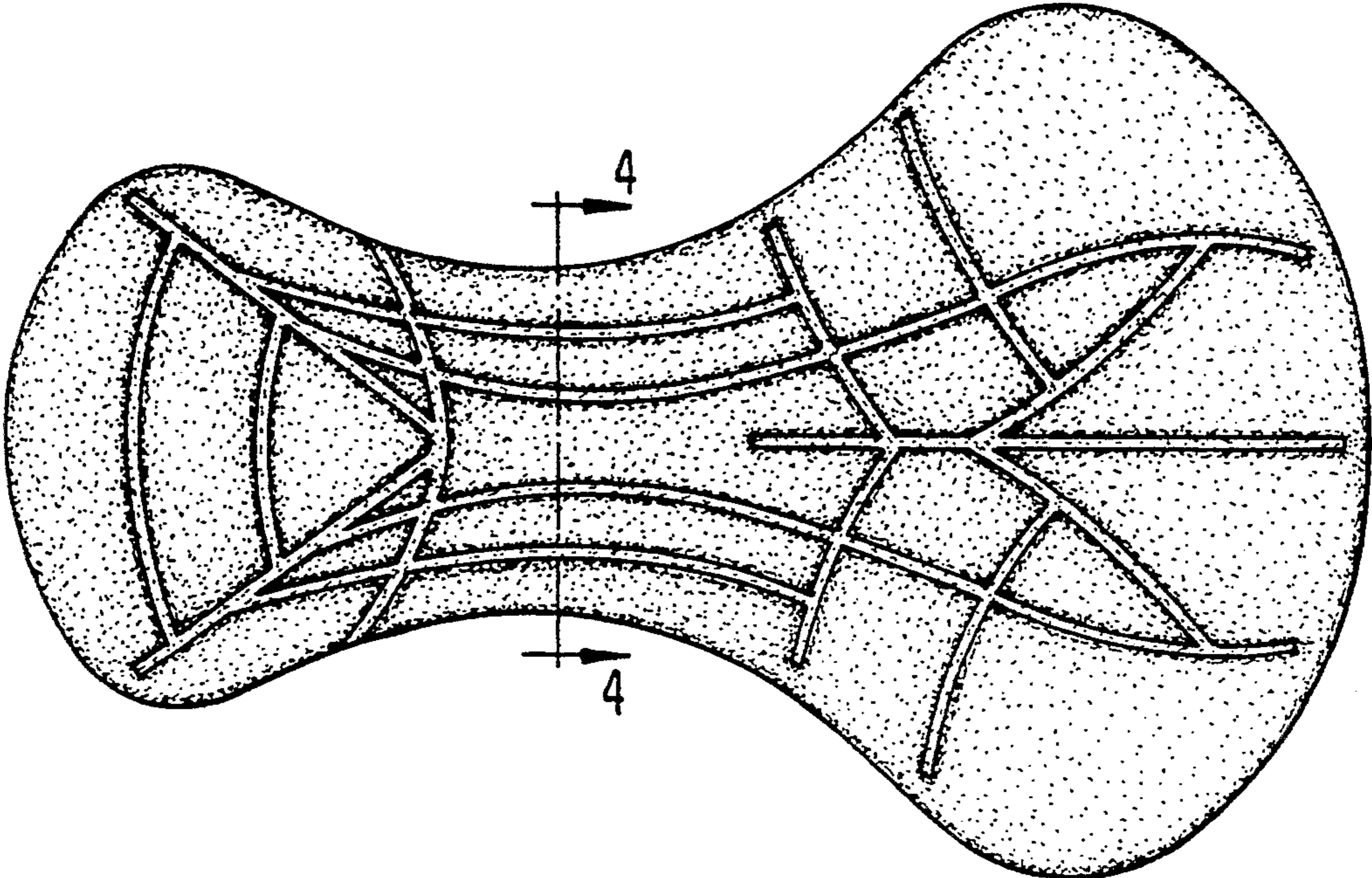


FIG. 4



FIG. 5

