



US00D360955S

# United States Patent [19]

[11] Patent Number: **Des. 360,955**

Sandstrom et al.

[45] Date of Patent: **\*\* Aug. 1, 1995**

[54] **SUPPORT POST FOR PERIMETER GUIDELINE**

[56] **References Cited**

[76] Inventors: **Lloyd Sandstrom**, 1692 W. Piaute Rd., St. George, Utah 84770; **Todd Sandstrom**, 80 N. Main, North Salt Lake, Utah 84054; **Robert Sandberg**, 638 N. Sir Michael Dr., Salt Lake City, Utah 84116

### U.S. PATENT DOCUMENTS

D. 278,965	5/1985	Morton	.....	D8/1
D. 306,632	3/1990	Govin	.....	D21/234
3,001,765	9/1961	Shobert	.....	D25/131
3,891,130	6/1975	Brennan	.....	D21/208
5,004,211	4/1991	Rayner	.....	256/47

*Primary Examiner*—Doris Clark  
*Attorney, Agent, or Firm*—Thorpe, North & Western

[\*\*] Term: **14 Years**

### [57] CLAIM

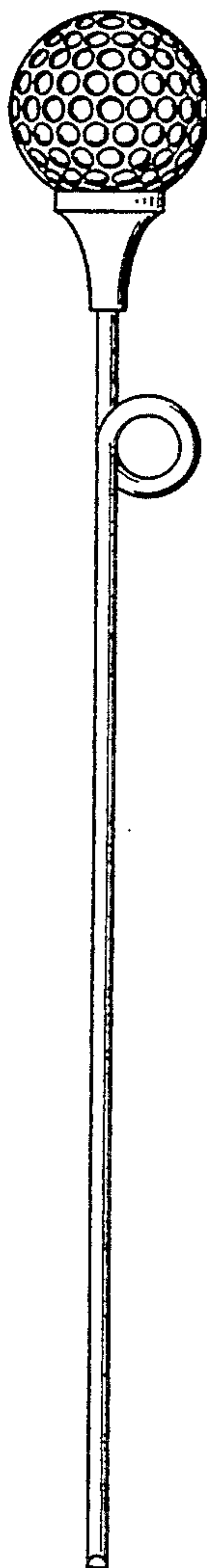
The ornamental design for a support post for perimeter guideline, as shown and described.

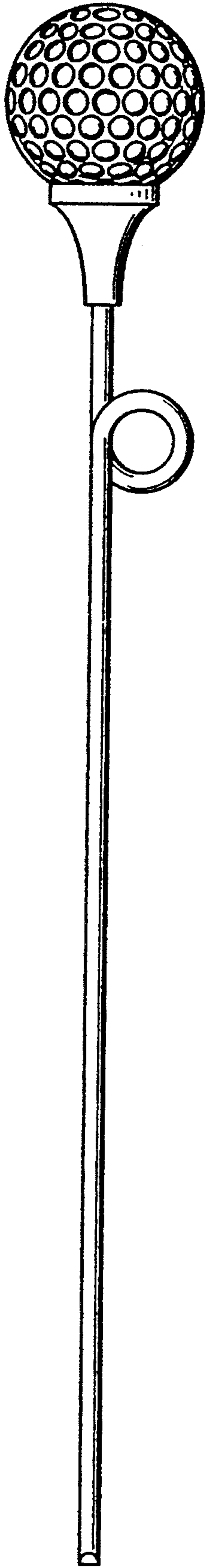
[21] Appl. No.: **28,121**

### DESCRIPTION

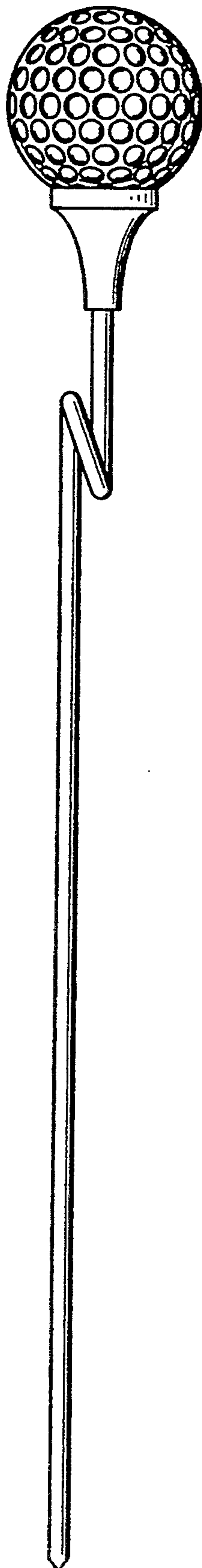
[22] Filed: **Sep. 7, 1994**  
[52] U.S. Cl. .... **D25/131; D8/1**  
[58] Field of Search ..... **D25/126, 128, 131, 38-45; D8/1; D21/214, 215, 208, 205, 234; 256/DIG. 5, 19, 21, 22, 24, 34, 41, 50, 59, 66, 73, 47, 51, 65; 47/23, 33**

FIG. 1 shows a side view of a support post for perimeter guideline showing our new design; FIG. 2 is a side view, rotated 90 degrees about the longitudinal axis of FIG. 1; FIG. 3 is a top view; and, FIG. 4 is a bottom view.







**Fig. 1**



**Fig. 2**



**Fig. 3**



**Fig. 4**