



US00D360938S

United States Patent [19]

[11] Patent Number: **Des. 360,938**

Maxwell

[45] Date of Patent: **** Aug. 1, 1995**

[54] **COMBINED TOILET SEAT AND COVER**

Attorney, Agent, or Firm—Gipple & Hale; John S. Hale

[76] Inventor: **Marvin D. Maxwell**, R.R. 1, Nabb, Ind. 47147

[57] **CLAIM**

The ornamental design for a combined toilet seat and cover, as shown and described.

[**] Term: **14 Years**

DESCRIPTION

[21] Appl. No.: **24,014**

FIG. 1 is a top plan view with cover open of the combined toilet seat and cover;

[22] Filed: **Jun. 9, 1994**

FIG. 2 is a top plan view with cover closed of the combined toilet seat and cover;

[52] U.S. Cl. **D23/312**

FIG. 3 is a bottom plan view with cover closed of the combined toilet seat and cover;

[58] Field of Search **D23/309, 310, 311; D17/14, 17, 18, 19; 4/217, 234, 236, 242.1, 245.1, 245.2, 245.3, 252.1, 253**

FIG. 4 is a side elevation view with cover closed of the combined toilet seat and cover;

[56] **References Cited**

U.S. PATENT DOCUMENTS

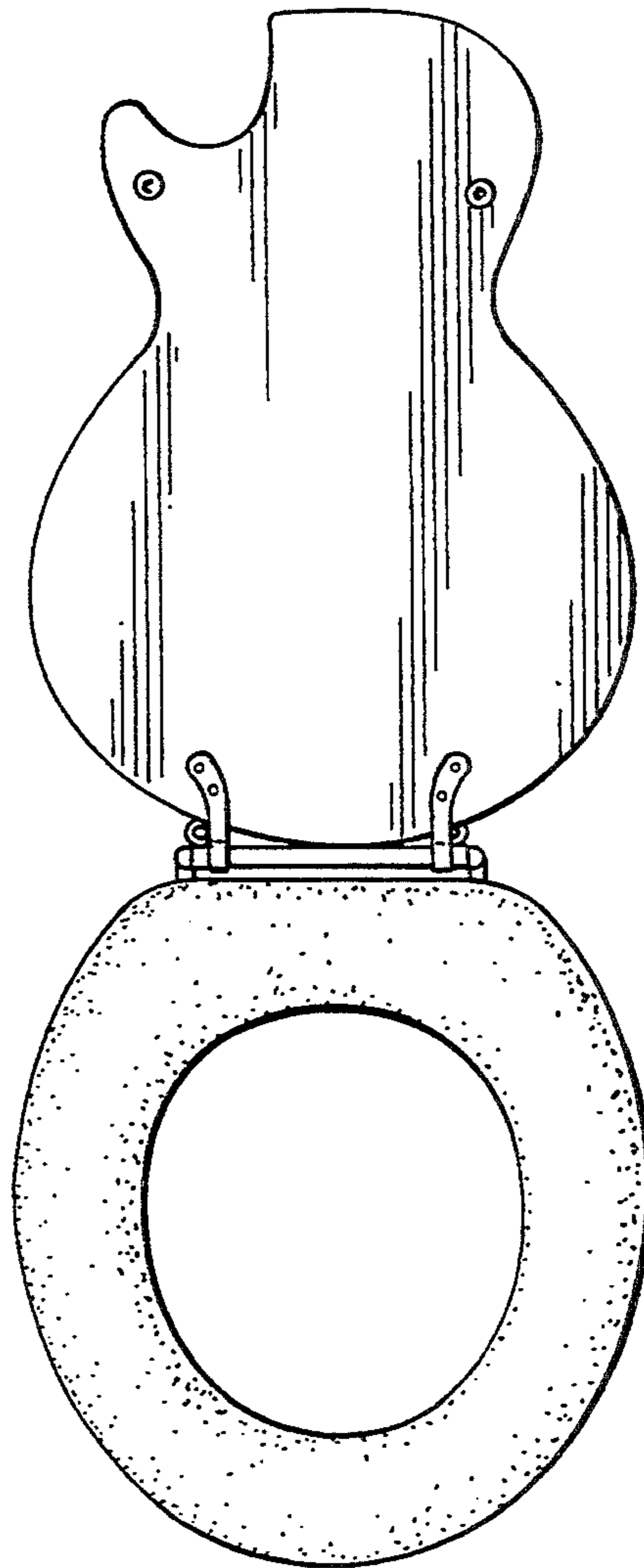
D. 269,975	8/1983	Kamad	D17/14
1,636,649	7/1929	Richardson	4/234
2,456,534	12/1948	Riedele	4/217

FIG. 5 is a reversed side elevation view of the opposite side of FIG. 4 with cover closed of the combined toilet seat and cover;

Primary Examiner—A. Hugo Word
Assistant Examiner—Eric M. Watterson

FIG. 6 is a rear elevation view with cover closed of the combined toilet seat and cover; and,

FIG. 7 is a front elevation view with cover closed of the combined toilet seat and cover.



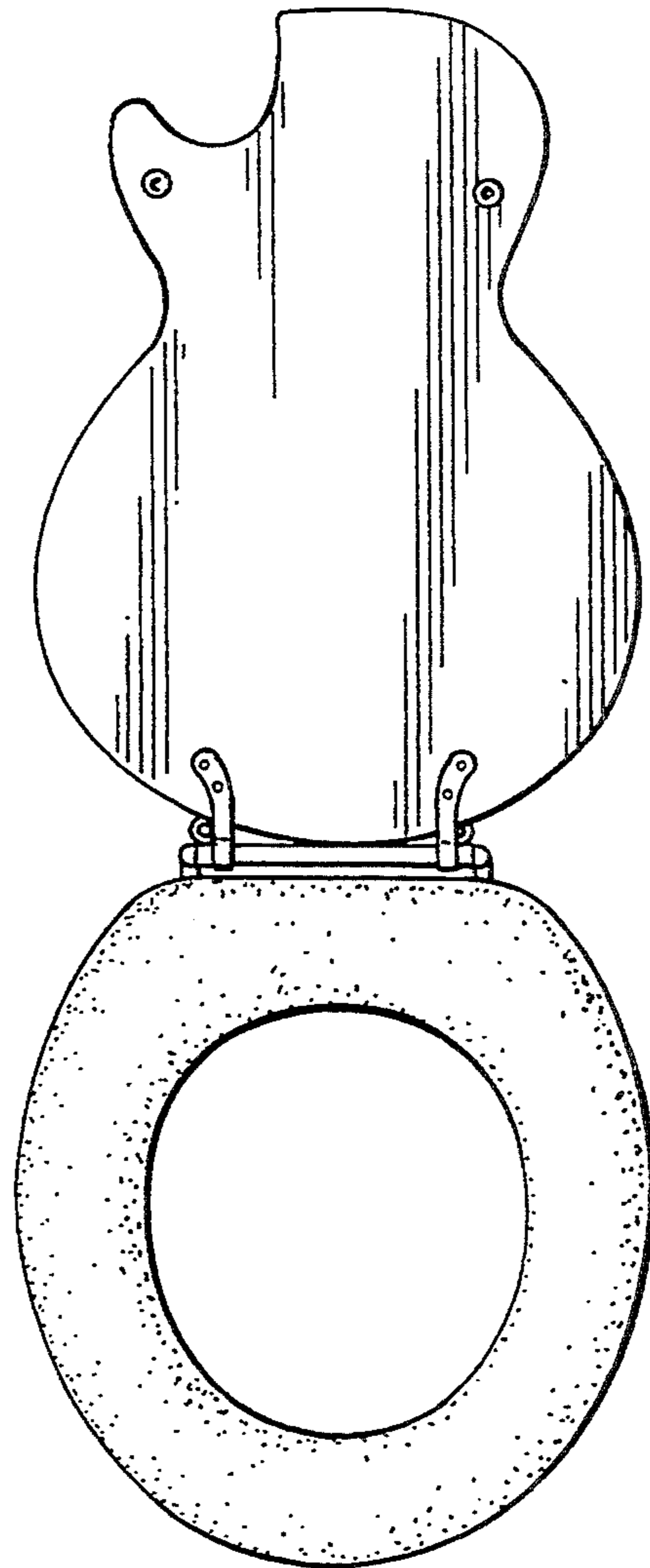


Fig. 1

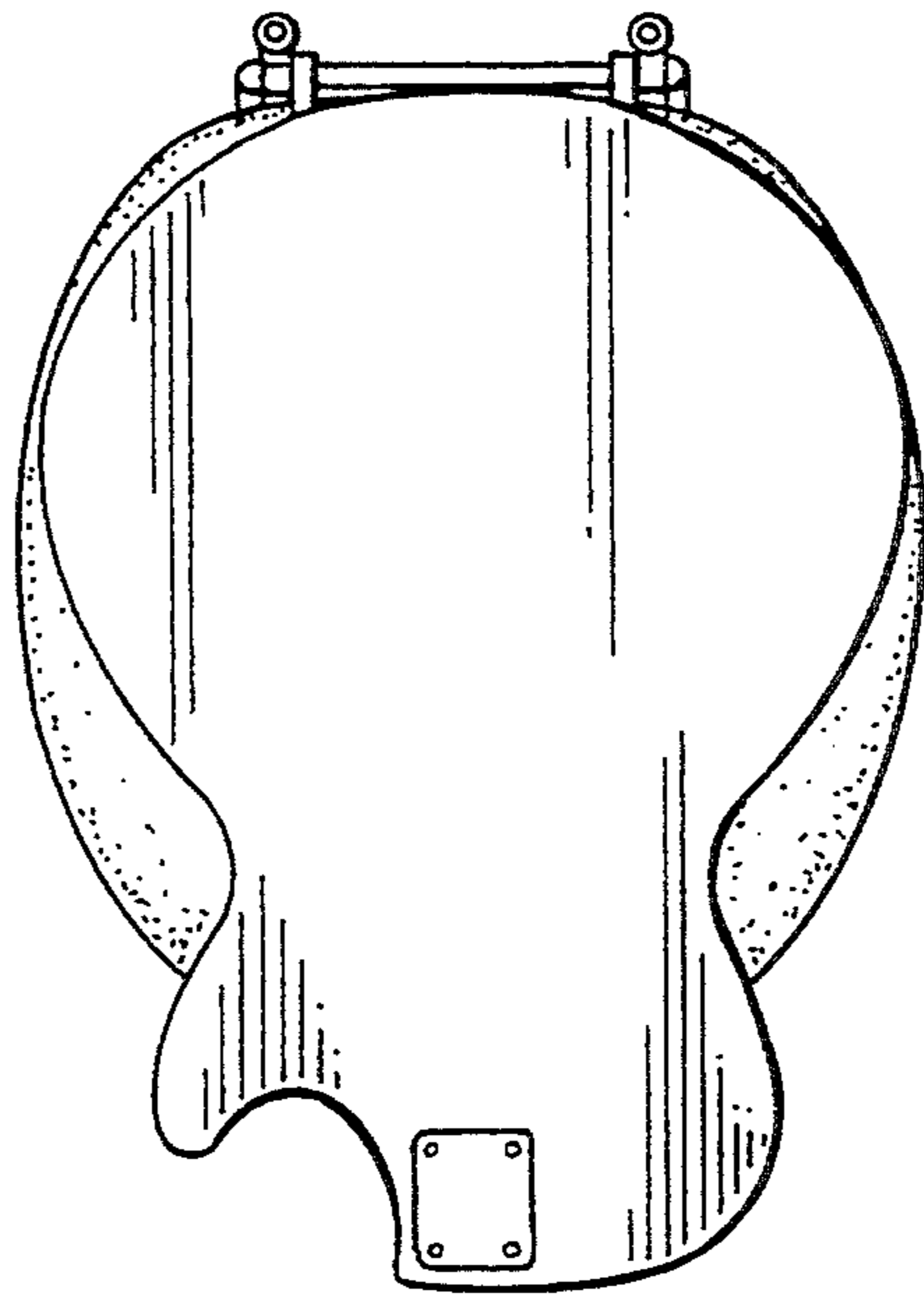


Fig. 2

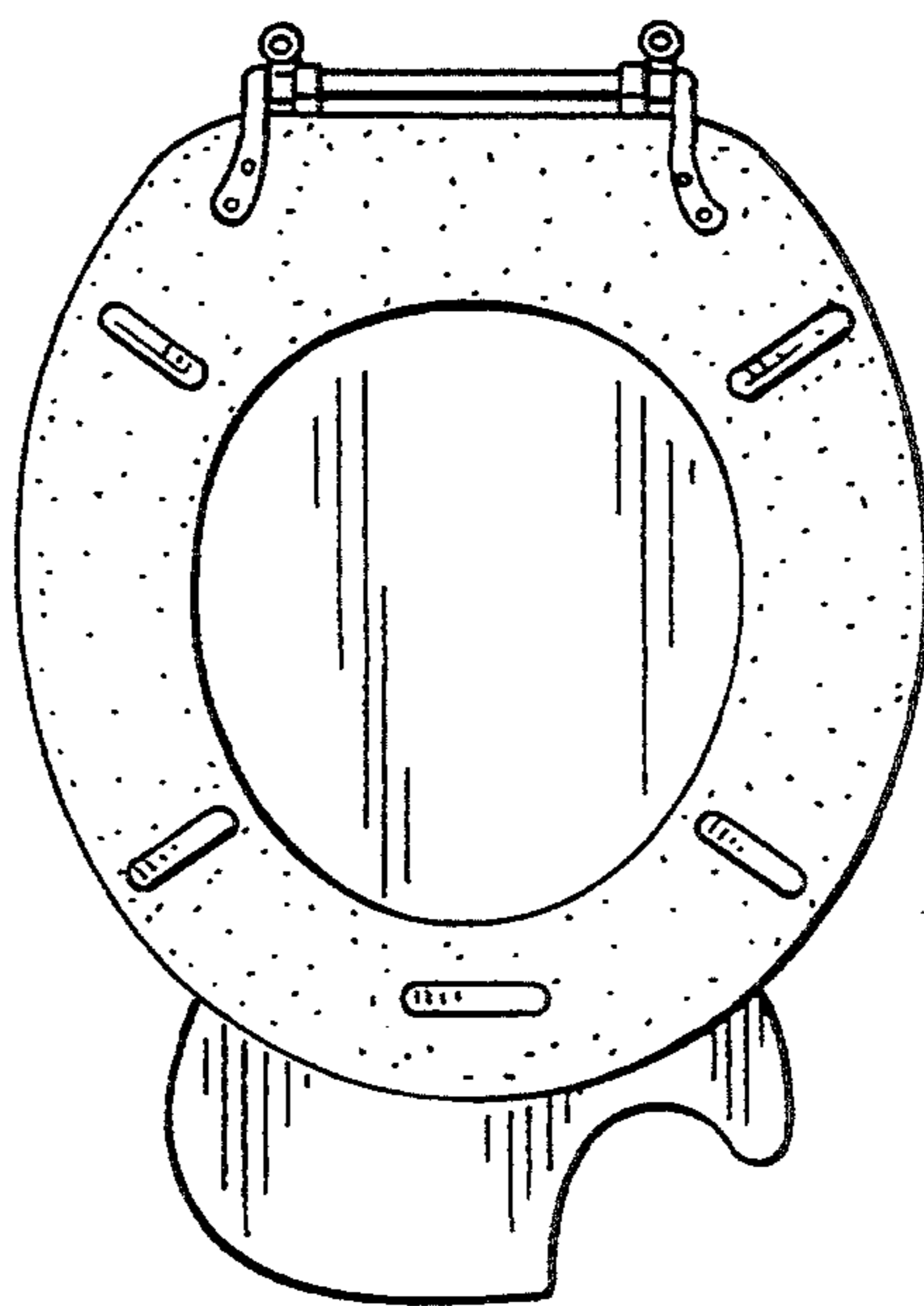


Fig. 3




Fig. 4

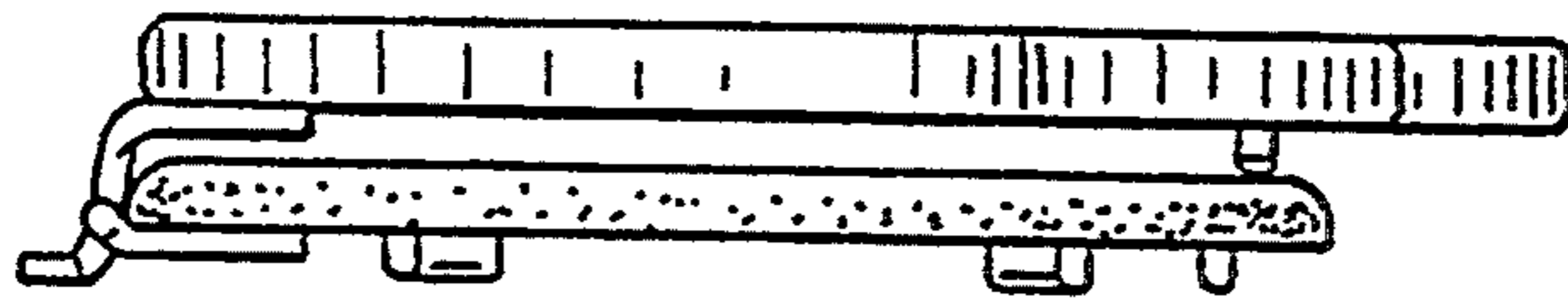


Fig. 5

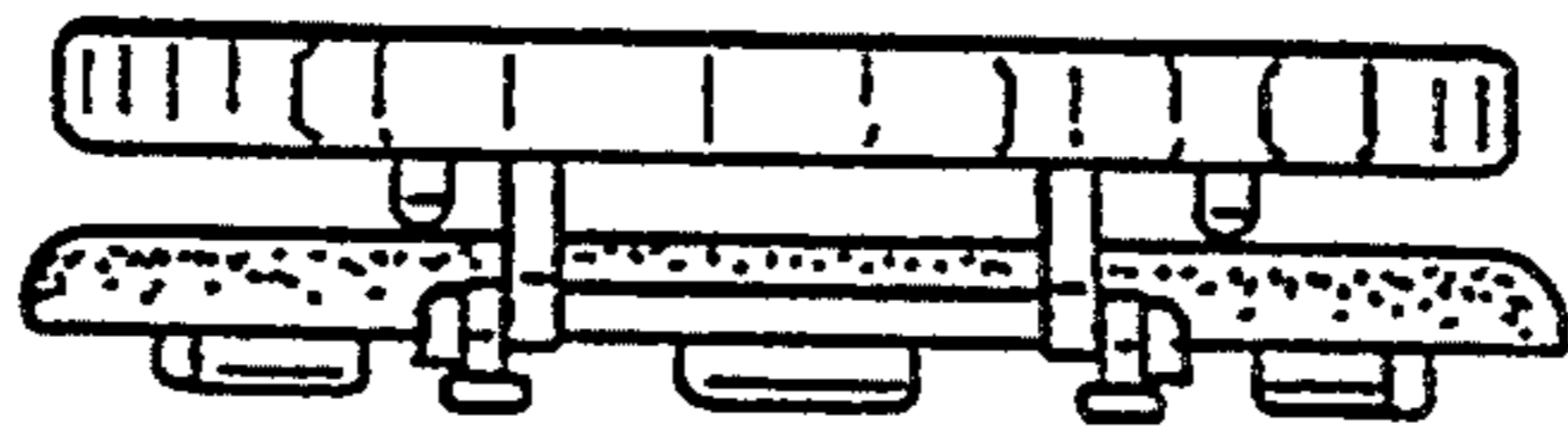


Fig. 6

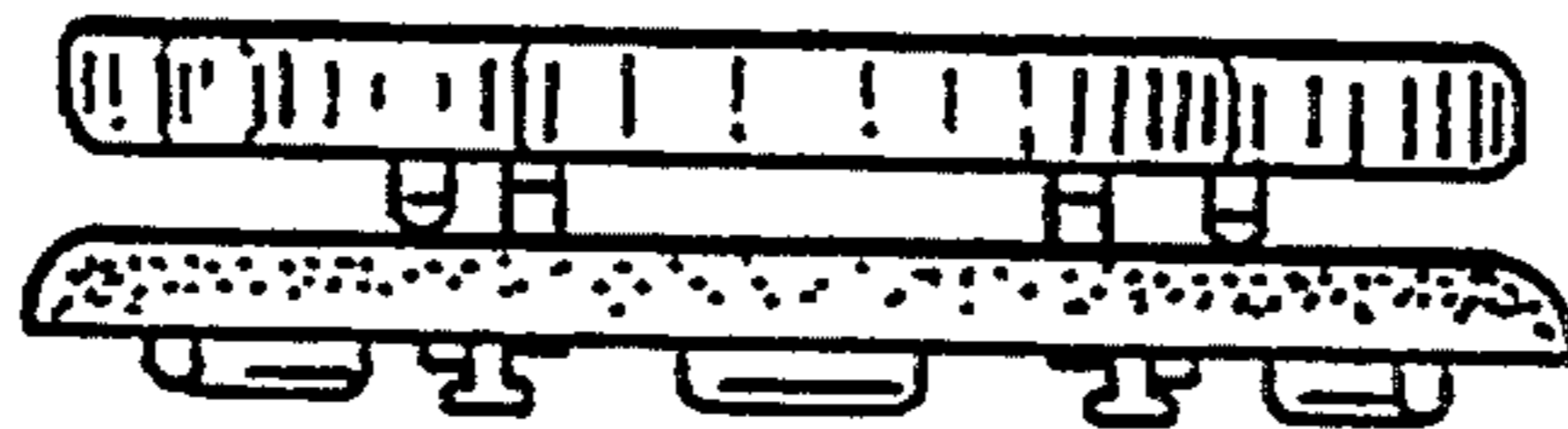


Fig. 7

UNITED STATES PATENT AND TRADEMARK OFFICE
CERTIFICATE OF CORRECTION

PATENT NO. : Des. 360,938
DATED : Aug. 1, 1995
INVENTOR(S) : Marvin D. Maxwell

Page 1 of 2

It is certified that error appears in the above-identified patent and that said Letters Patent is hereby corrected as shown below:

The title page should be deleted to appear as per attached title page.

Signed and Sealed this
Seventh Day of July, 1998



Attest:

Attesting Officer

BRUCE LEHMAN

Commissioner of Patents and Trademarks

United States Patent [19]
Maxwell

[11] **Patent Number: Des. 360,938**
 [45] **Date of Patent: ** Aug. 1, 1995**

[54] **COMBINED TOILET SEAT AND COVER**

[76] **Inventor: Marvin D. Maxwell, R.R. 1, Nabb, Ind. 47147**

[**] **Term: 14 Years**

[21] **Appl. No.: 24,143**

[22] **Filed: Jun. 9, 1994**

[52] **U.S. Cl. D23/312**

[58] **Field of Search D23/309, 310, 311; D17/14, 17, 18, 19; 4/217, 234, 236, 242.1, 245.1, 245.2, 245.3, 252.1, 253**

[56] **References Cited**

U.S. PATENT DOCUMENTS

D. 269,975 8/1983 Kamad D17/14
 1,636,649 7/1929 Richardson 4/234
 2,456,534 12/1948 Riedele 4/217

Primary Examiner—A. Hugo Word
Assistant Examiner—Eric M. Watterson

Attorney, Agent, or Firm—Gipple & Hale; John S. Hale

[57] **CLAIM**

The ornamental design for a combined toilet seat and cover, as shown and described.

DESCRIPTION

FIG. 1 is a top plan view with cover open of the combined toilet seat and cover;
 FIG. 2 is a top plan view with cover closed of the combined toilet seat and cover;
 FIG. 3 is a bottom plan view with cover closed of the combined toilet seat and cover;
 FIG. 4 is a side elevation view with cover closed of the combined toilet seat and cover;
 FIG. 5 is a reversed side elevation view of the opposite side of FIG. 4 with cover closed of the combined toilet seat and cover;
 FIG. 6 is a rear elevation view with cover closed of the combined toilet seat and cover; and,
 FIG. 7 is a front elevation view with cover closed of the combined toilet seat and cover.

