



US00D360899S

# United States Patent [19]

[11] Patent Number: **Des. 360,899**

**Choi**

[45] Date of Patent: **\*\* Aug. 1, 1995**

[54] RACKET

[75] Inventor: **Chung-Hing Choi, Hong Kong, Hong Kong**

[73] Assignee: **Hing Fat Toys Manufacturer Ltd., Hong Kong, Hong Kong**

[\*\*] Term: **14 Years**

[21] Appl. No.: **24,747**

[22] Filed: **Jun. 21, 1994**

[52] U.S. Cl. .... **D21/212**

[58] Field of Search ..... **D21/212, 213; 273/29 R, 273/67 R, 73 R, 73 C, 73 G, 73 J, 75**

717,041 12/1902 Smith ..... D21/212 X  
 4,318,545 3/1982 Husted ..... 273/73 R  
 5,171,011 12/1992 Squadroni ..... 273/75 X

*Primary Examiner*—Prabhakar G. Deshmukh  
*Assistant Examiner*—Mitchell I. Siegel  
*Attorney, Agent, or Firm*—Samuels, Gauthier & Stevens

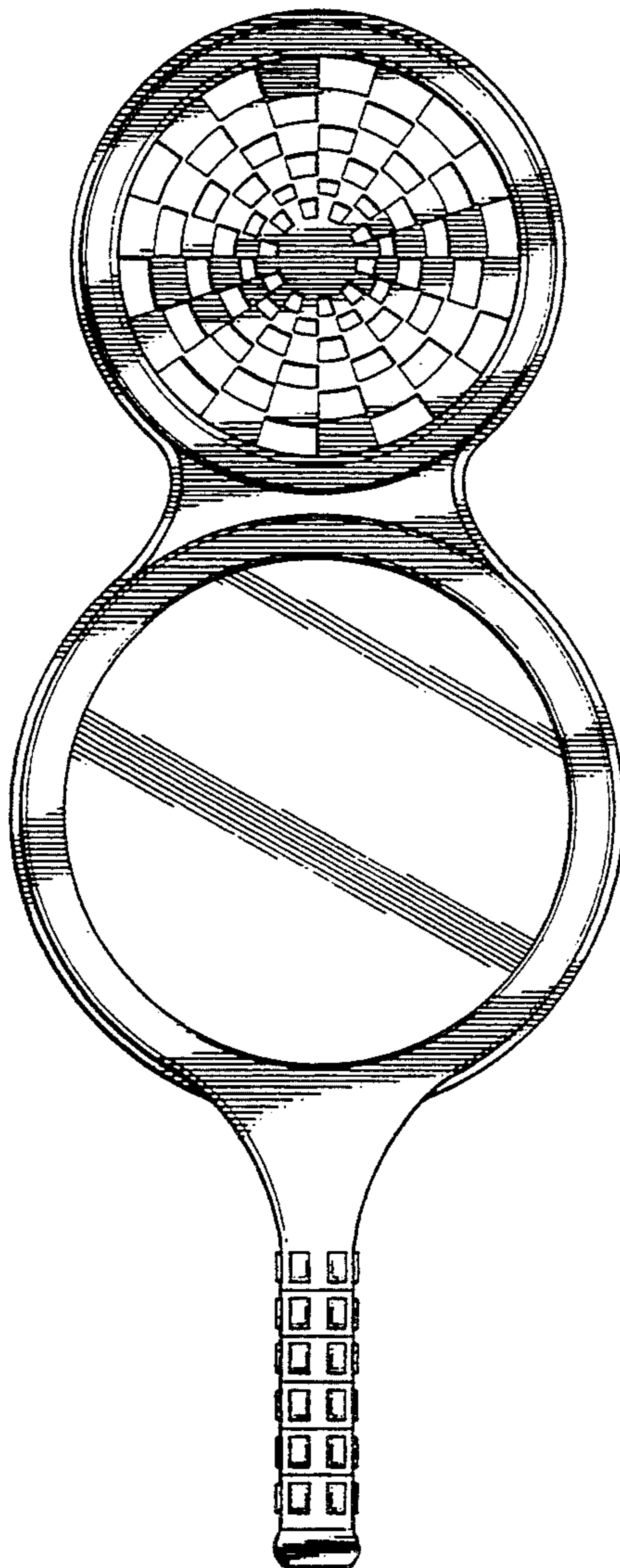
### [57] CLAIM

The ornamental design for a racket, as shown and described.

### DESCRIPTION

FIG. 1 is the front elevational view showing my new design;  
 FIG. 2 is the rear elevational view thereof;  
 FIG. 3 is the left side view thereof;  
 FIG. 4 is the right side view thereof;  
 FIG. 5 is the top plan view thereof; and,  
 FIG. 6 is the bottom view thereof.

[56] **References Cited**  
**U.S. PATENT DOCUMENTS**  
 D. 247,057 1/1978 Simmoneau ..... D21/212



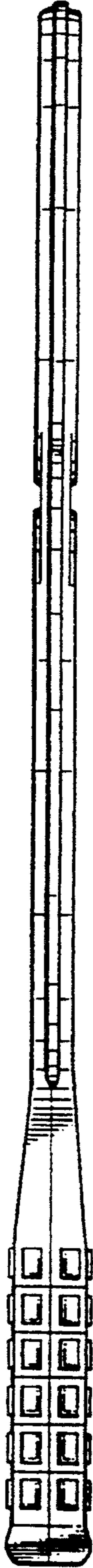


FIG. 3

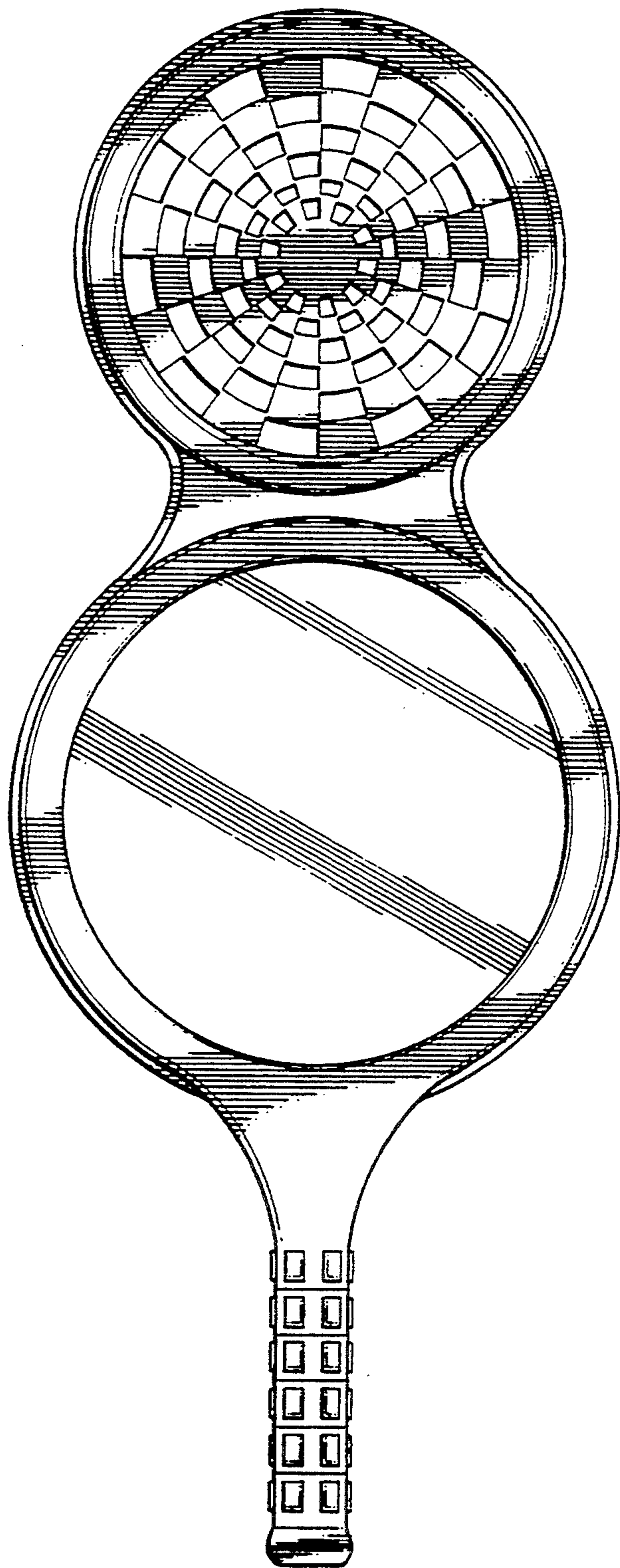


FIG. 1

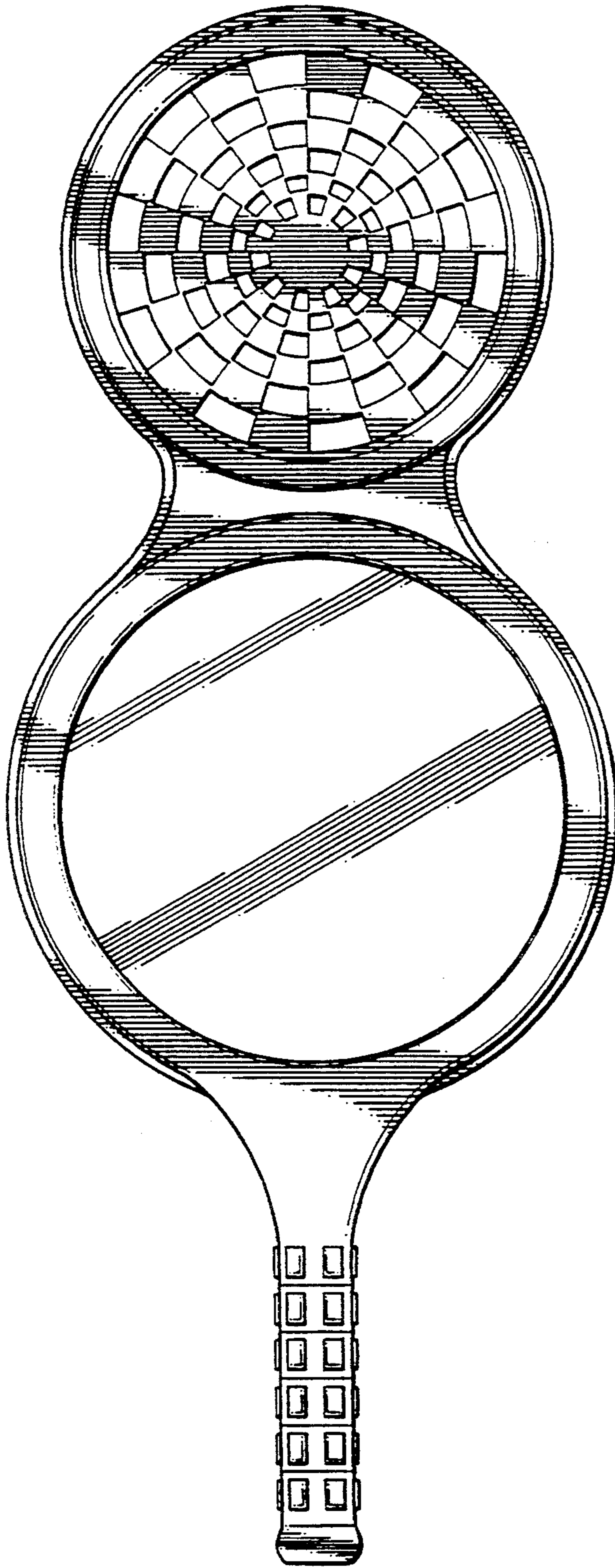


FIG. 2

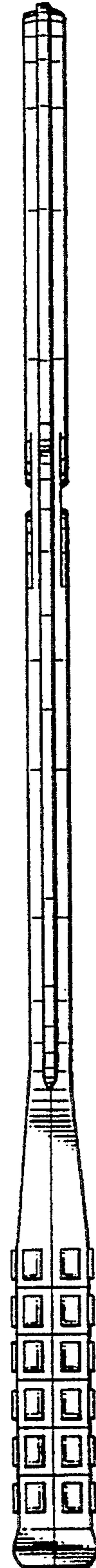


FIG. 4





FIG. 5

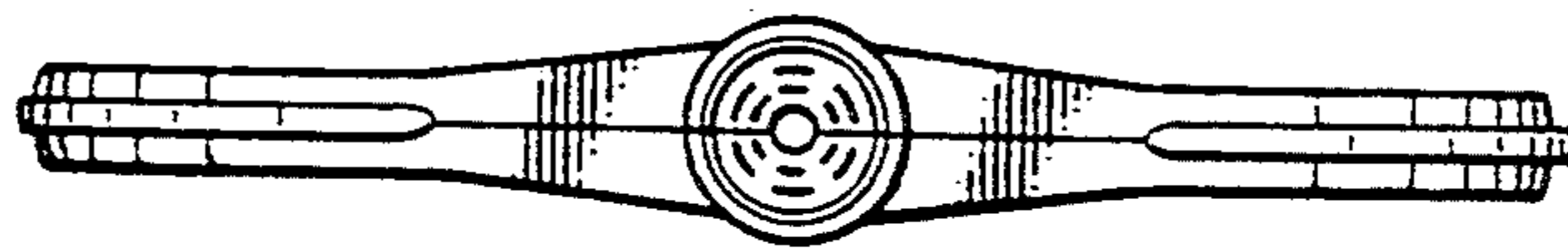


FIG. 6