



US00D360878S

United States Patent [19]

[11] Patent Number: **Des. 360,878**

Dyer et al.

[45] Date of Patent: **** Aug. 1, 1995**

[54] **TODDLER-PROOF OUTLET COVER**

[76] Inventors: **Richard D. Dyer; Elizabeth A. Dyer,**
both of 20 N. Bend St., Pawtucket,
R.I. 02860

4,801,271	1/1989	Piper	439/148
5,017,148	5/1991	Buckshaw	439/148
5,106,314	4/1992	Bael	439/148
5,285,014	2/1994	Gilchrist	174/67
5,375,728	12/1994	West	174/48 X

[**] Term: **14 Years**

OTHER PUBLICATIONS

[21] Appl. No.: **18,768**

Switch plates in Holton Co. publication.

[22] Filed: **Feb. 16, 1994**

Primary Examiner—Joel Sincavage

[52] U.S. Cl. **D13/156; D8/350**

[58] Field of Search **D13/154, 156; D8/350,**
D8/352, 353; 439/142, 148, 373, 136; 174/66,
67

[57] CLAIM

The ornamental design for the toddler-proof outlet cover, as shown and described.

[56] References Cited

DESCRIPTION

U.S. PATENT DOCUMENTS

D. 70,241	5/1926	Schwerin	D8/350
D. 151,571	10/1948	Tillinghast	D13/156
D. 346,361	4/1994	Richey et al.	D13/156
3,155,808	11/1964	Wiley	D13/156 X
4,662,697	5/1987	Moses	439/148
4,731,032	3/1988	Noorily	439/148 X

FIG. 1 is a front elevational view of the toddler-proof outlet cover showing my new design; FIG. 2 is a rear elevational view thereof; FIG. 3 is a left side elevational view thereof; FIG. 4 is a right side elevational view thereof; FIG. 5 is a top plan view thereof; and, FIG. 6 is a bottom plan view thereof.

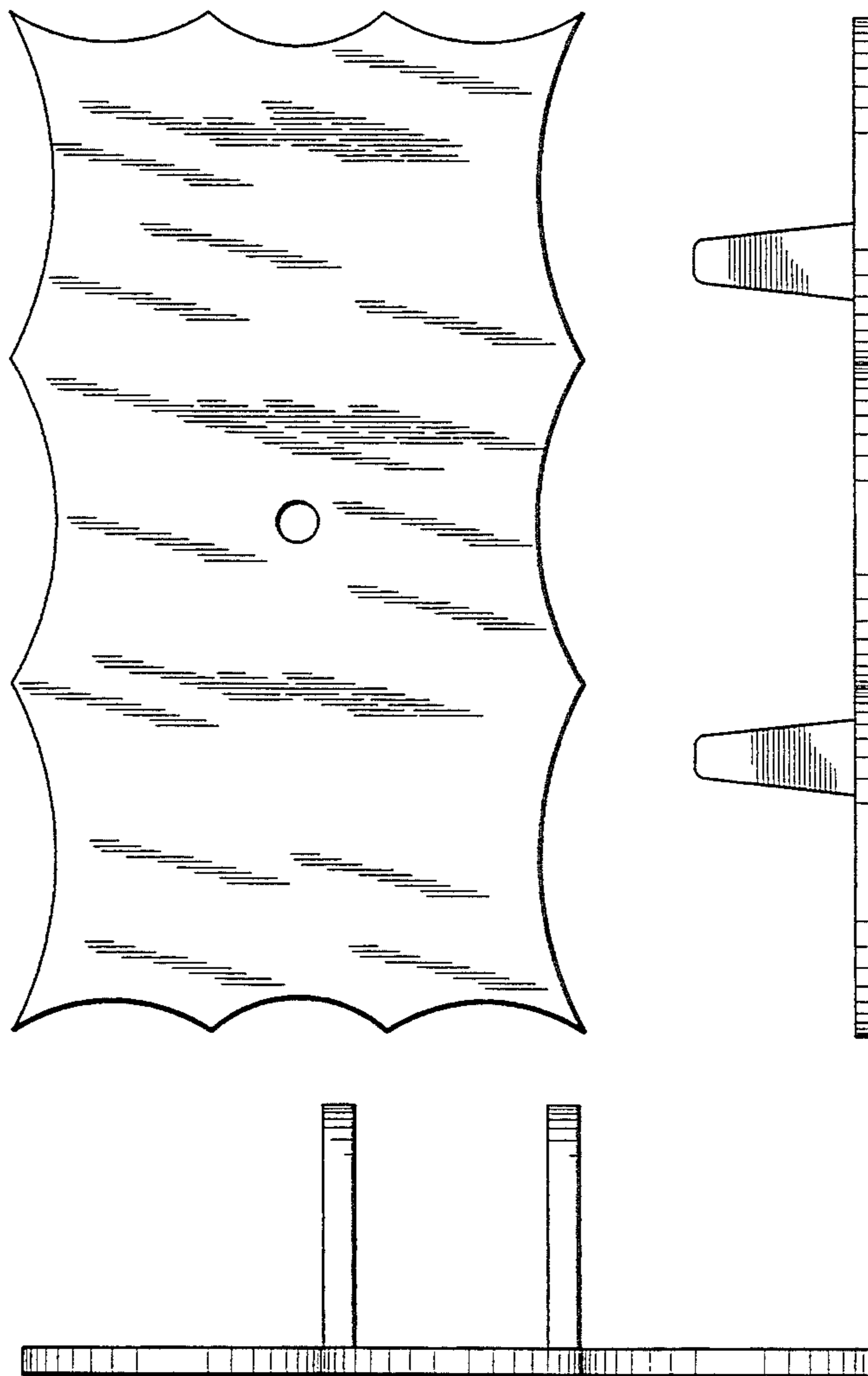


FIG. 1

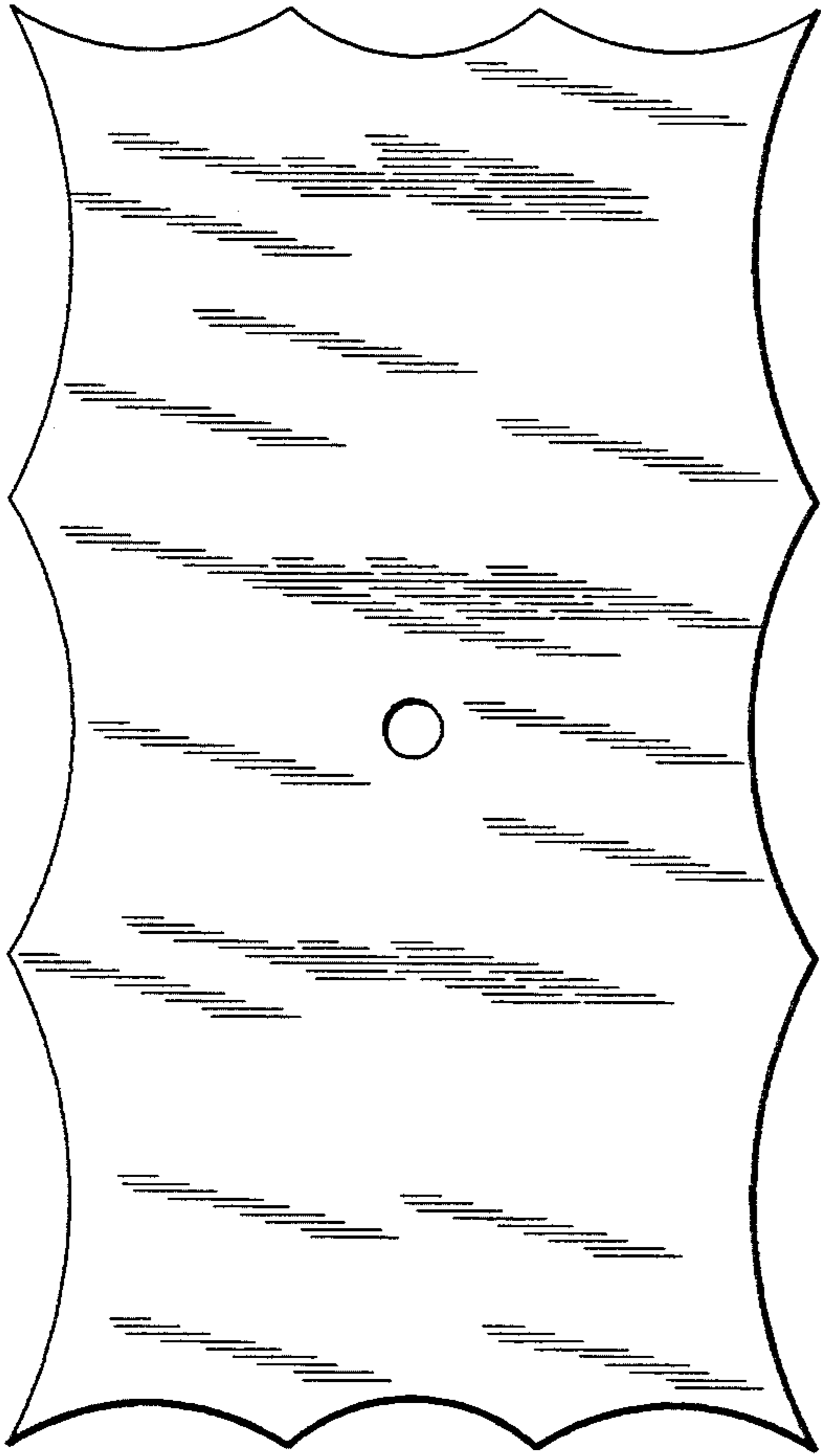


FIG. 2

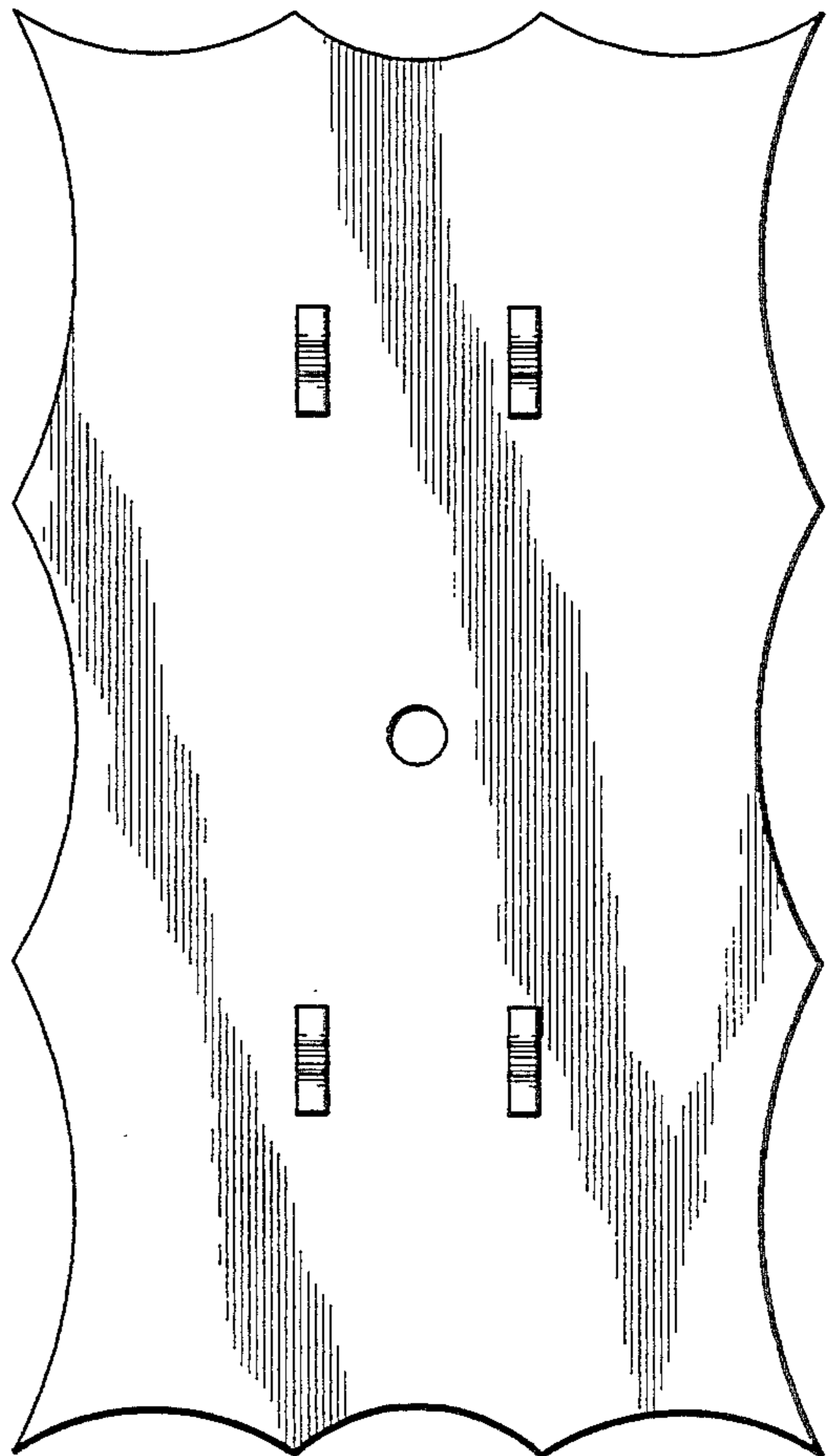


FIG. 3




FIG. 4

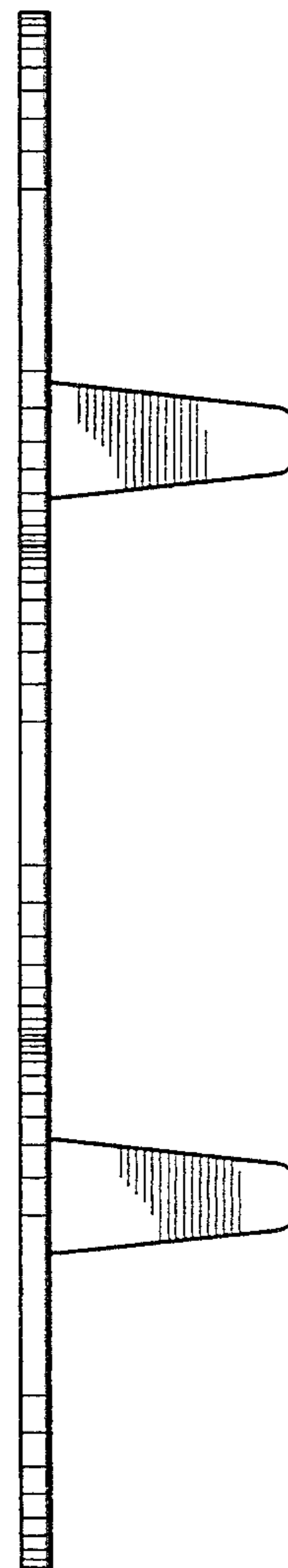


FIG. 5

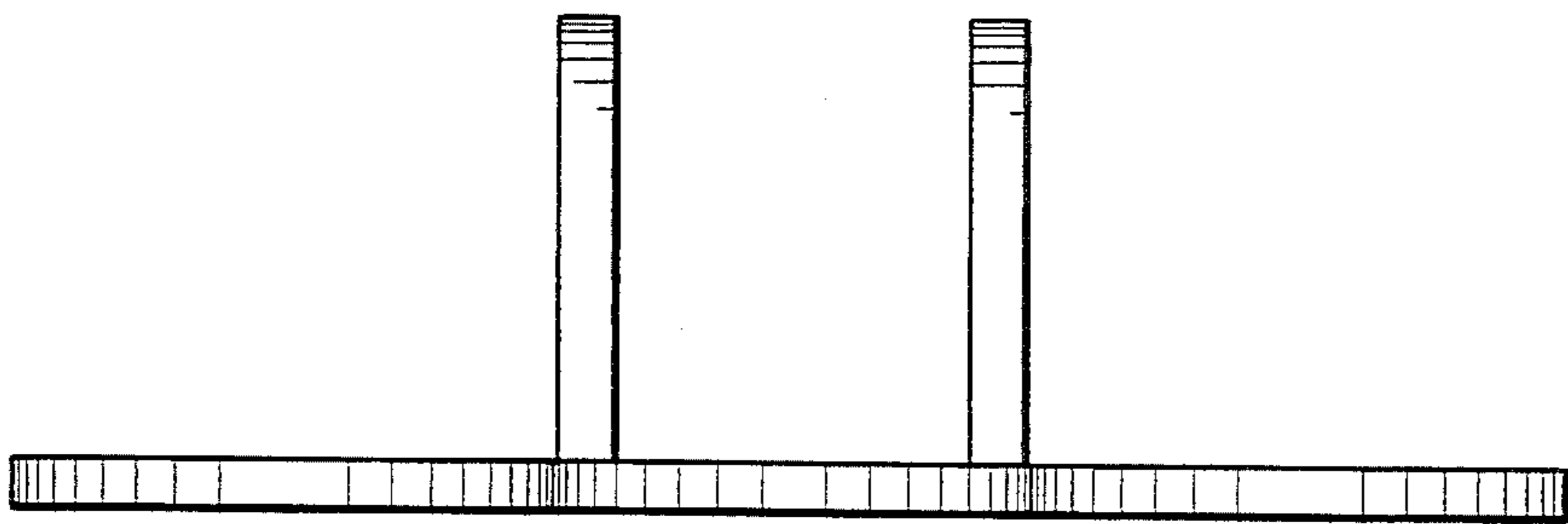


FIG. 6

