



US00D360868S

# United States Patent [19]

[11] Patent Number: **Des. 360,868**

**Kalat**

[45] Date of Patent: **\*\* Aug. 1, 1995**

[54] **HANDLEBAR MOUNTABLE DRINK HOLDER**

[76] Inventor: **Edward W. Kalat**, 310 Annelise Ave., Southington, Conn. 06489

[\*\*] Term: **14 Years**

[21] Appl. No.: **2,489**

[22] Filed: **May 5, 1994**

[52] U.S. Cl. .... **D12/411**

[58] Field of Search ..... **D12/411, 420, 114; 224/30 A, 30 R, 32 A, 32 R, 36, 42.45 R, 42.46; 220/700, 481; 248/303, 105, 311.1, 311.2**

[56] **References Cited**

**U.S. PATENT DOCUMENTS**

D. 279,836	7/1985	Tanaka	.....	D12/420
D. 285,186	9/1986	Singard	.....	D12/411
D. 307,669	5/1990	Inouge	.....	D12/420
2,279,442	4/1942	Burns et al.	.....	248/311.1
2,864,575	12/1958	Stawart	.....	248/303
2,911,016	11/1959	Kenney	.....	220/700

3,734,439	5/1973	Wintz	.....	248/224
4,071,175	1/1978	Wagnon	.....	224/36
4,573,653	3/1986	Boettger	.....	248/311.2
4,997,156	3/1991	Allen	.....	248/311.2
5,190,257	3/1993	Gradei et al.	.....	248/311.2

*Primary Examiner*—A. Hugo Word


*Assistant Examiner*—M. Brown

[57] **CLAIM**

The ornamental design for a handlebar mountable drink holder, as shown and described.

**DESCRIPTION**

FIG. 1 is a right side elevation view of a handlebar mountable drink holder in accordance with my invention, the left side thereof being a mirror image; FIG. 2 is a front view thereof; FIG. 3 is a rear view thereof; FIG. 4 is a top view thereof; FIG. 5 is a bottom view thereof; and, FIG. 6 is a perspective view thereof, the broken lines are shown for illustrative purposes only and form no part of the claimed design.






FIG. 1

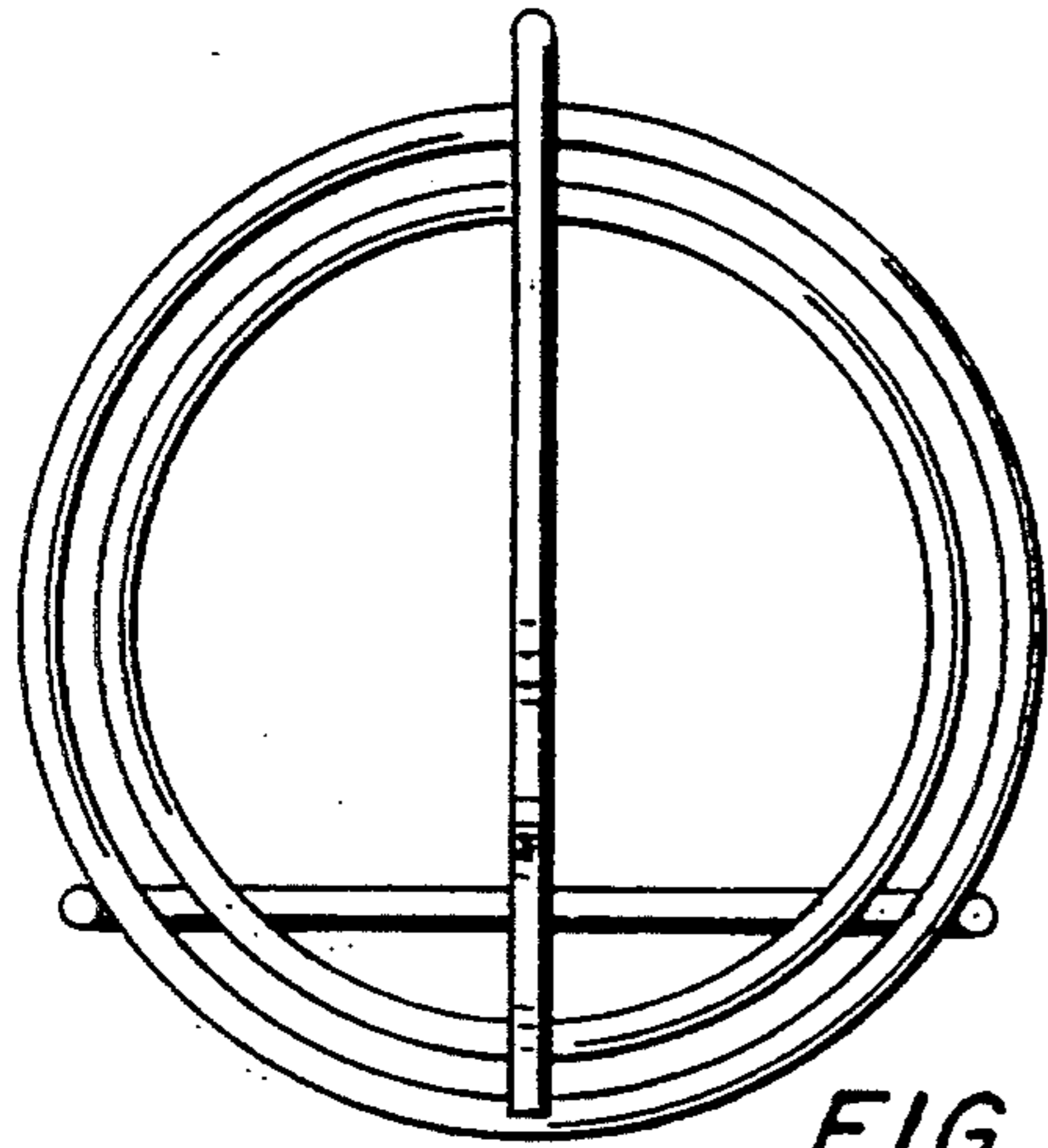


FIG. 4




FIG. 5

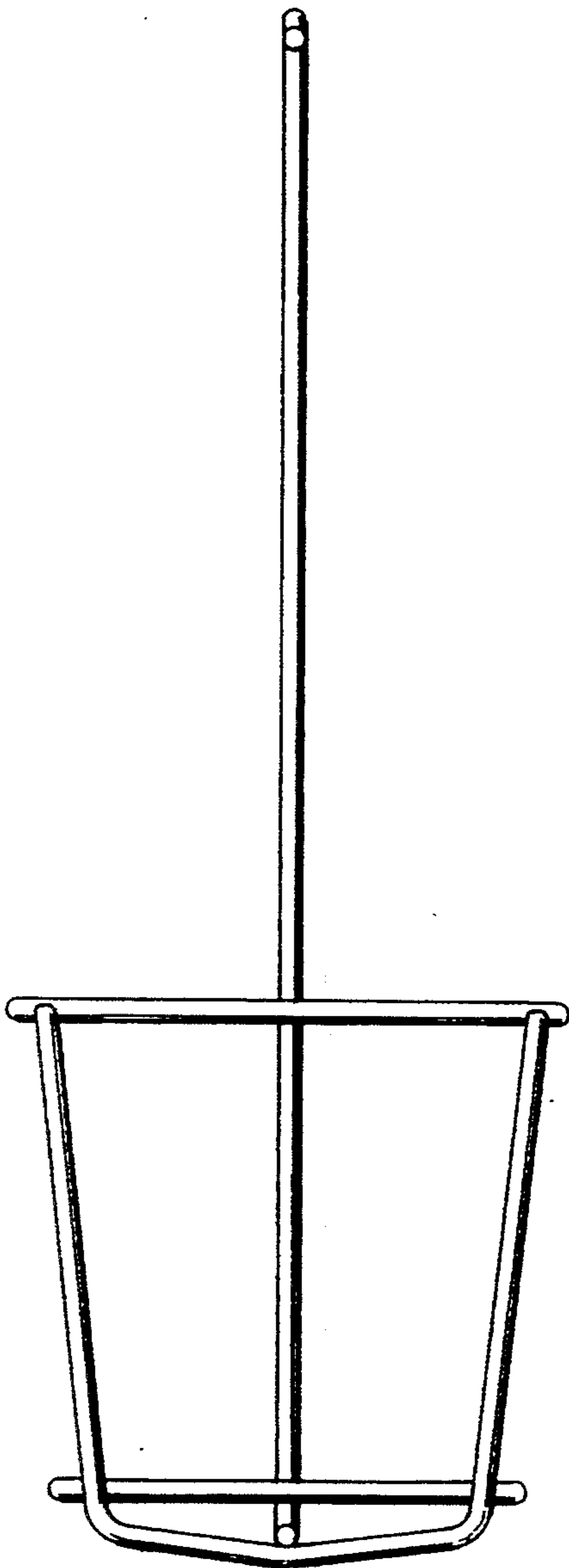


FIG. 2




FIG. 3




FIG. 6