



US00D360866S

# United States Patent [19]

[11] Patent Number: **Des. 360,866**

Echazabal et al.

[45] Date of Patent: **\*\* Aug. 1, 1995**

[54] **VEHICLE WHEEL**

[75] Inventors: **Alberto Echazabal**, Hialeah Gardens, Fla.; **Claudio Beroni**, Albano Terma, Italy

[73] Assignee: **Motoring Accessories Inc.**, Miami, Fla.

[\*\*] Term: **14 Years**

[21] Appl. No.: **17,266**

[22] Filed: **Jan. 10, 1994**

[52] U.S. Cl. .... **D12/209**

[58] Field of Search ..... **D12/209, 211; 301/64.1, 301/65**

Review, May 1993, p. 21, Dp Spyder Wheel, second photo down from top left side of page.

Custom Wheel & Tire Style Guide Supplement To Tire Review, May 1993, p. 30, Euro VI Wheel, upper right center of page.

Custom Wheel & Tire Style Guide Supplement To Tire Review, May 1993, p. 35, Rota Storm Wheel, right center of page.

Custom Wheel & Tire Style Guide Supplement To Tire Review, May 1993, p. 50, Rail MS Wheel, center, left side of page.

*Primary Examiner*—James M. Gandy

*Attorney, Agent, or Firm*—Longacre & White

[57] **CLAIM**

The ornamental design for a vehicle wheel, as shown and described.

[56] **References Cited**

**U.S. PATENT DOCUMENTS**

- D. 333,648 3/1993 Schwenk ..... D12/209
- D. 337,563 7/1993 Boselli ..... D12/209
- D. 351,582 10/1994 Echazabal et al. .... D12/209

**FOREIGN PATENT DOCUMENTS**

- 414714 6/1925 Germany ..... 301/64.1

**OTHER PUBLICATIONS**

Custom Wheel & Tire Style Guide Supplement To Tire

**DESCRIPTION**

FIG. 1 is a front and left-side perspective view of a vehicle wheel showing our new design;

FIG. 2 is a front elevation view of the vehicle wheel shown in FIG. 1;

FIG. 3 is a back elevation view of the vehicle wheel shown in FIG. 1; and,

FIG. 4 is a side elevation view of the vehicle wheel shown in FIG. 1.




FIG. 1

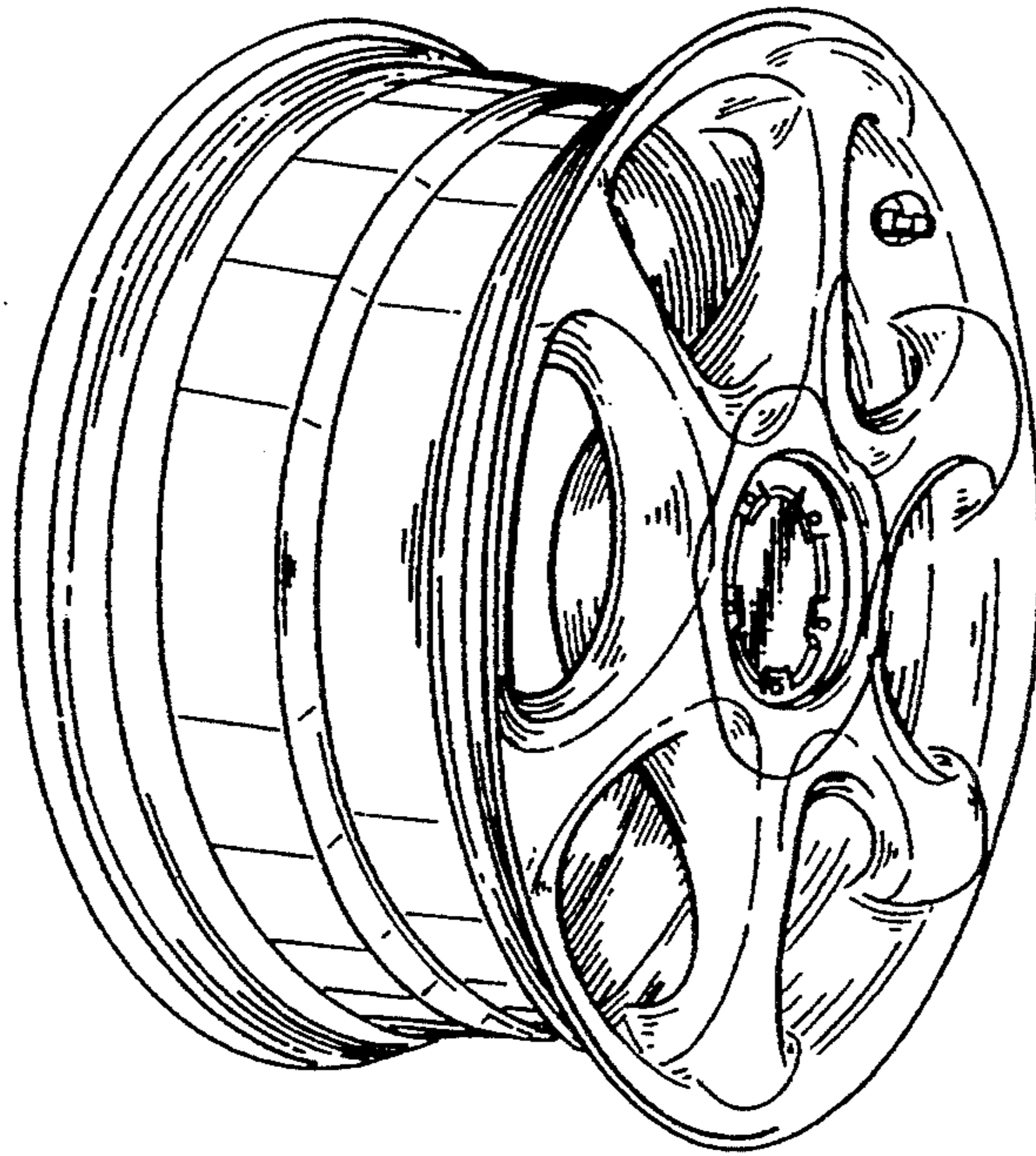


FIG. 2

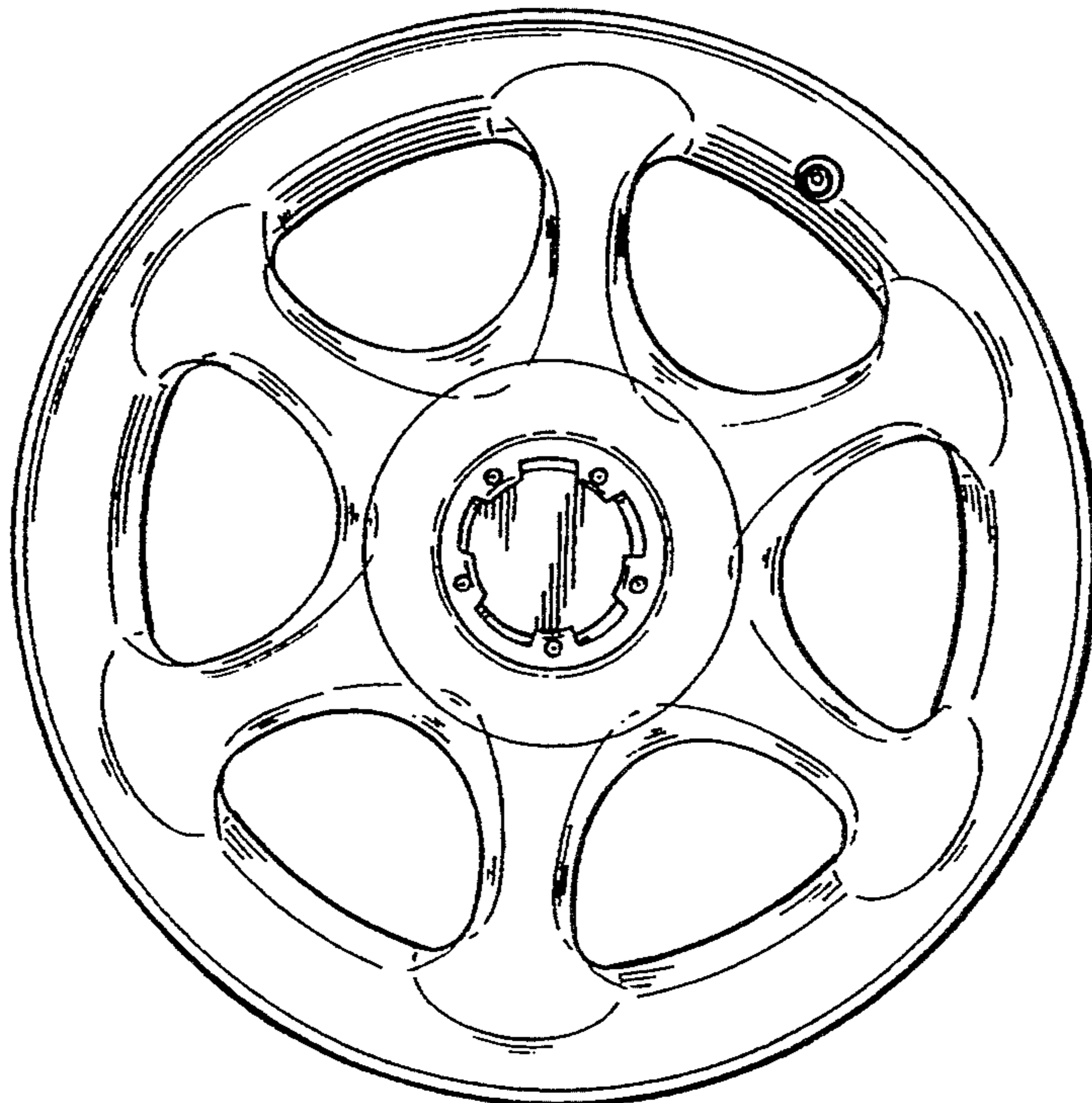


FIG. 3




FIG. 4

