



US00D360859S

# United States Patent [19]

[11] Patent Number: **Des. 360,859**

**aTTINELLO et al.**

[45] Date of Patent: **\*\* Aug. 1, 1995**

## [54] TIRE TREAD

[75] Inventors: **JOHN s. aTTINELLO**, Hartville;  
**William E. Glover**, Akron, both of  
Ohio; **Kevin A. Reid**, Asheville, N.C.

[73] Assignee: **The Goodyear Tire & Rubber  
Company**, Akron, Ohio

[\*\*] Term: **14 Years**

[21] Appl. No.: **18,103**

[22] Filed: **Jan. 28, 1994**

[52] U.S. Cl. .... **D12/147**

[58] Field of Search ..... **D12/136, 140, 145-151;  
152/209 R, 209 B, 209 D**

## [56] References Cited

### U.S. PATENT DOCUMENTS

D. 294,930	3/1988	Slagh .....	D12/147
D. 317,741	6/1991	Kuroda .....	D12/147
D. 334,369	3/1993	Christenbury .....	D12/147
D. 350,092	8/1994	Brayer et al. ....	D12/147
D. 350,095	8/1994	Anderson et al. ....	D12/147
D. 353,567	12/1994	Anderson et al. ....	D12/147

## OTHER PUBLICATIONS

1993 Tread Design Guide, p. 22, Cordovan Grand Prix Radial MSR Tire, top center of page.

1993 Tread Design Guide, p. 68, Telstar Premium A/S Tire, second tire in from top right side of page.

Modern Tire Dealer, Dec. 1992, p. 49, Sumitomo SC890 Tire, top left side of page.

*Primary Examiner*—James M. Gandy

*Attorney, Agent, or Firm*—T. P. Lewandowski

## [57] CLAIM

The ornamental design for a tire tread, as shown and described.

## DESCRIPTION

FIG. 1 is a perspective view of a tire tread;

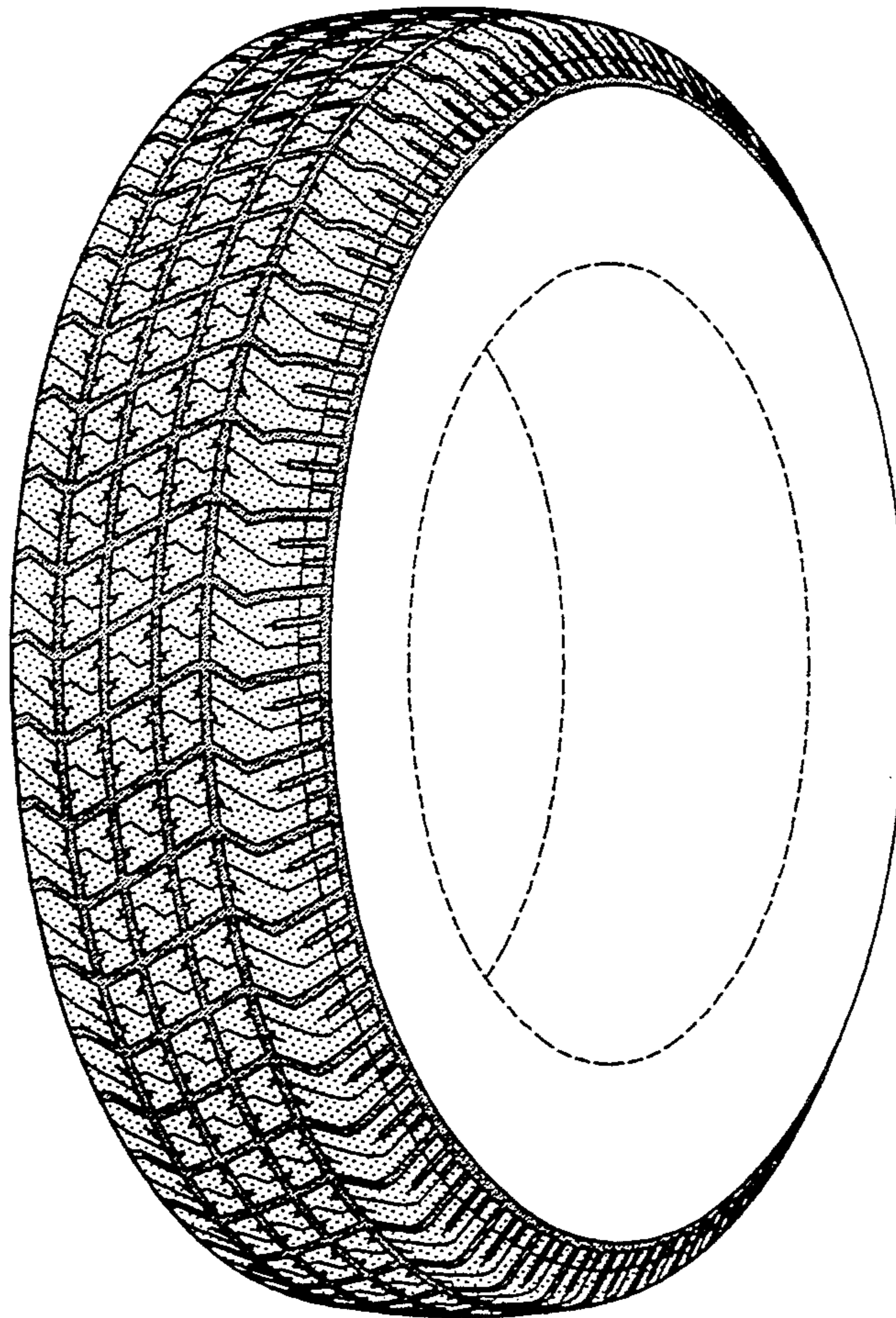
FIG. 2 is a front elevational view thereof;

FIG. 3 is a side elevational view thereof; and,

FIG. 4 is an enlarged fragmentary front view thereof.

The tread pattern is understood to be repeated uniformly throughout the circumference of the tire tread.

The broken line showing of the tire sidewall in the drawings is for illustrative purposes only and forms no part of the claimed design.





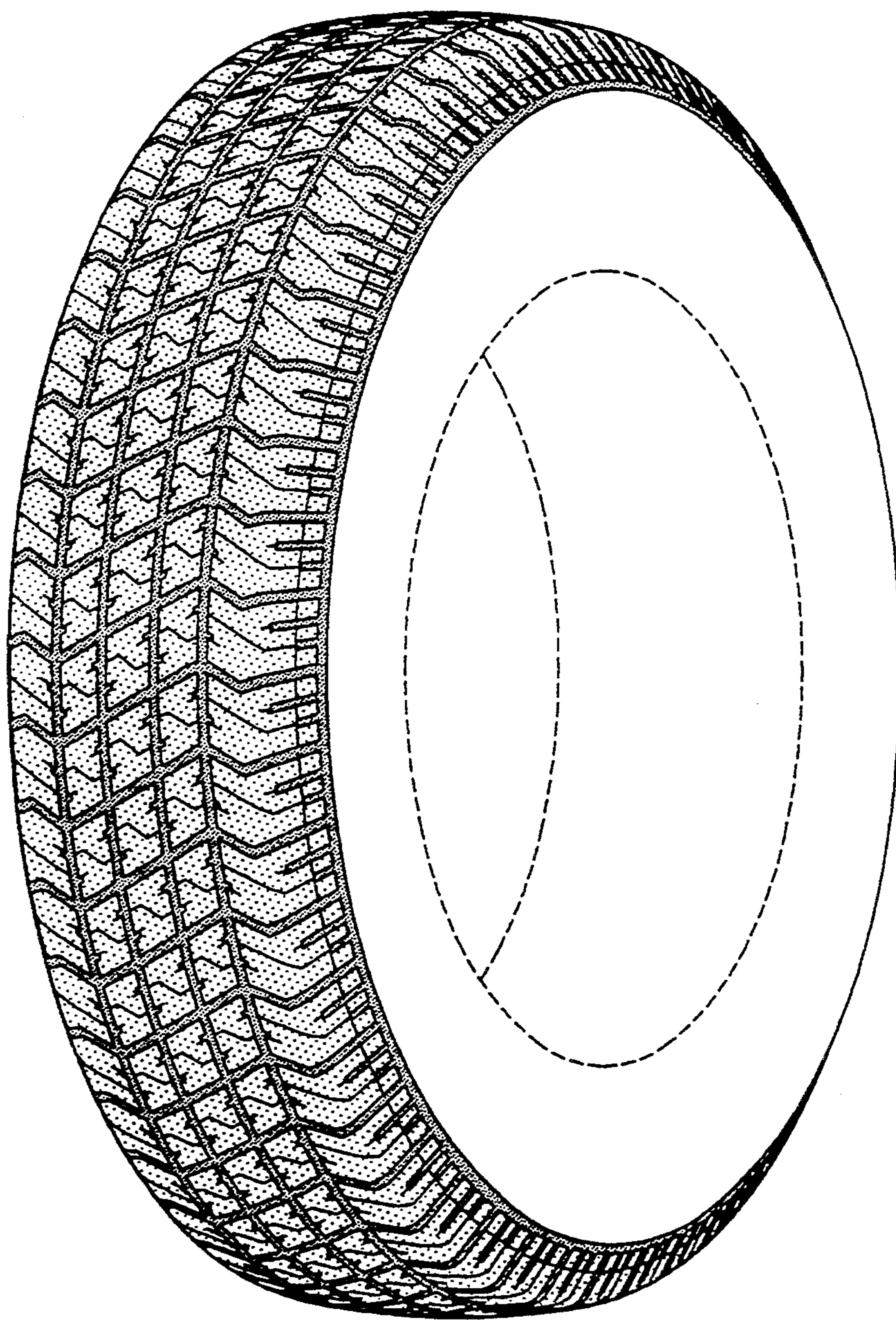


FIG-1

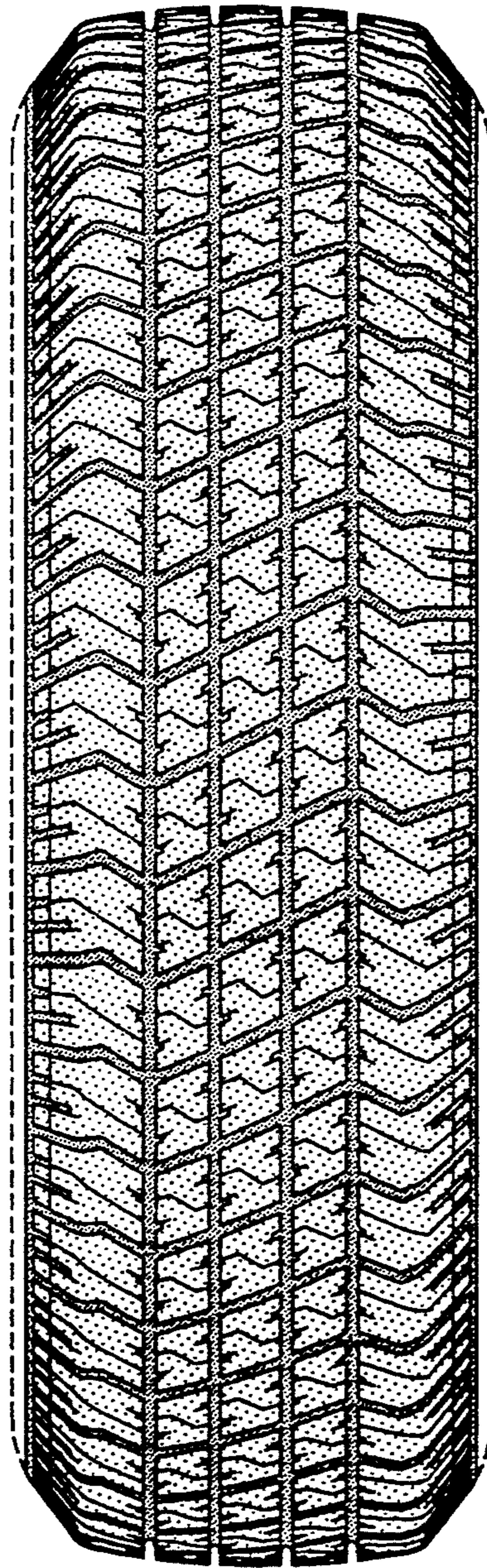


FIG-2



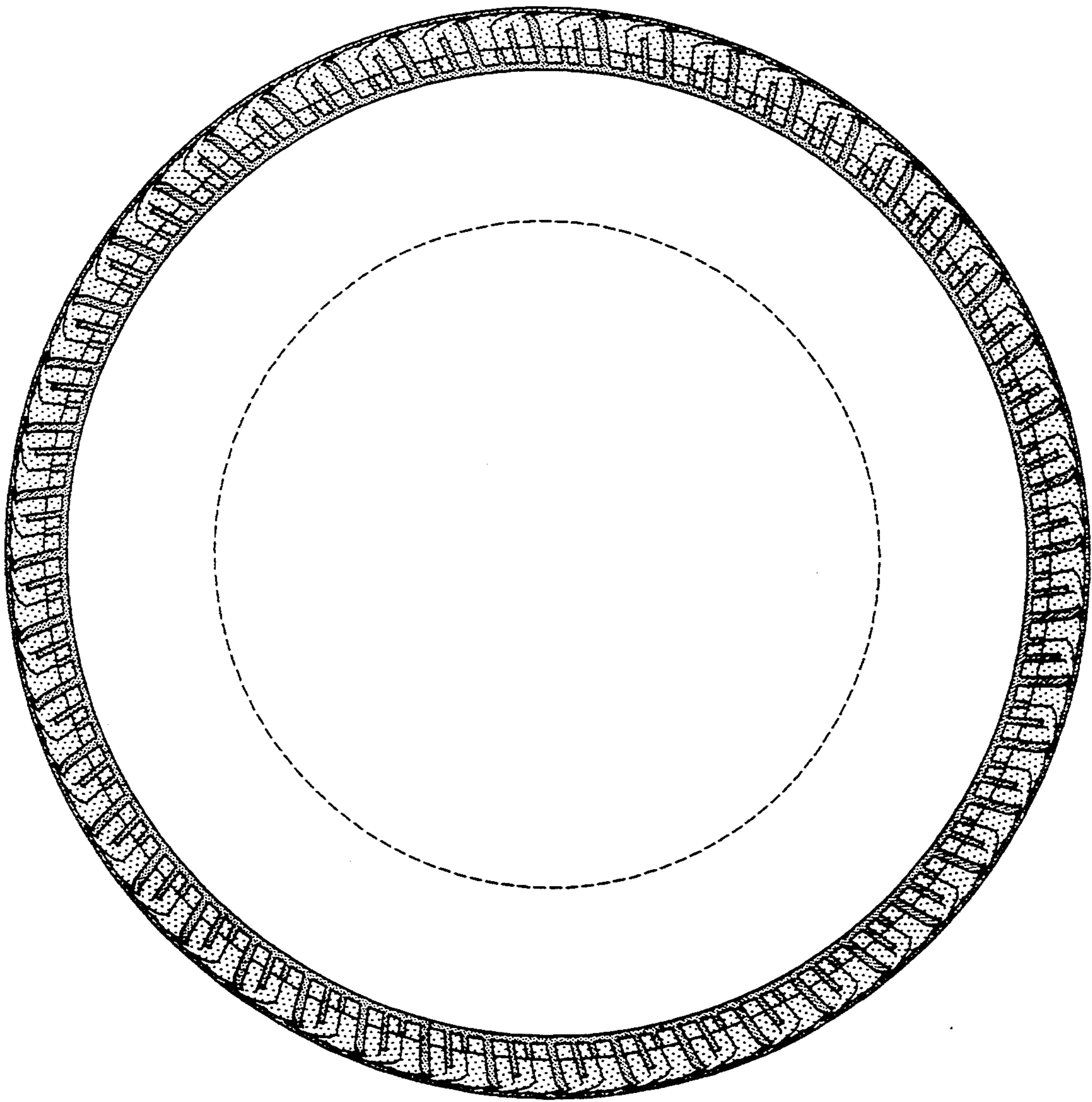


FIG-3

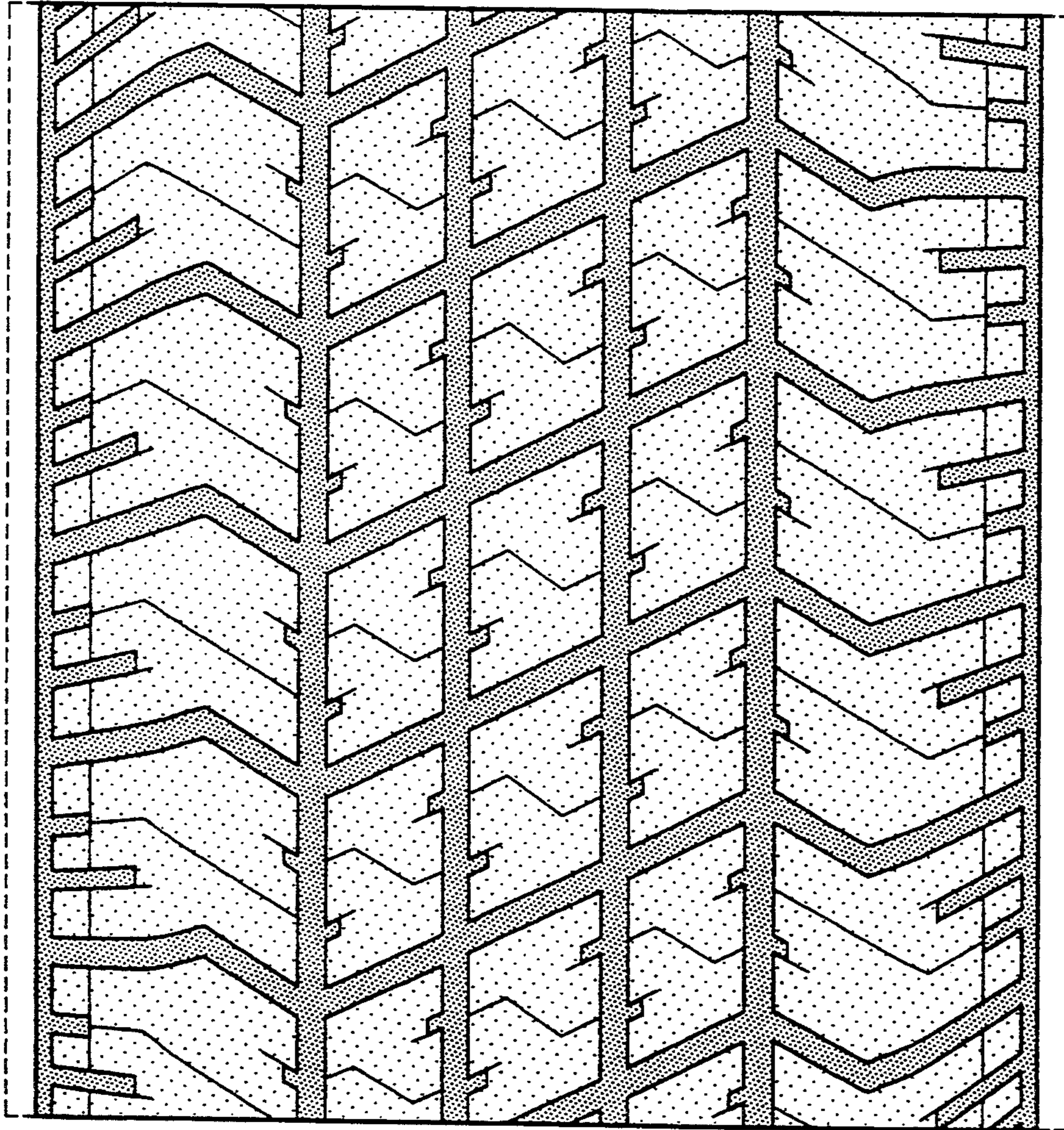


FIG-4