



US00D360853S

United States Patent [19]

[11] Patent Number: **Des. 360,853**

Yuuki

[45] Date of Patent: **** Aug. 1, 1995**

[54] **PULL TAB FOR SLIDE FASTENER SLIDERS**

[75] Inventor: **Kenji Yuuki**, Toyam, Japan

[73] Assignee: **Yoshida Kogyo K.K.**, Tokyo, Japan

[**] Term: **14 Years**

[21] Appl. No.: **20,568**

[22] Filed: **Mar. 29, 1994**

[30] **Foreign Application Priority Data**

Sep. 30, 1993 [JP] Japan 5-29548

[52] U.S. Cl. **D11/221**

[58] Field of Search D11/200, 221; 24/430, 24/431; D3/61

[56] **References Cited**

U.S. PATENT DOCUMENTS

D. 193,297	7/1962	Carlile	D11/43
D. 261,947	11/1981	Moore	D11/221
D. 324,663	3/1992	Ebatc	D11/221
D. 324,835	3/1992	Mizuno	D11/221
D. 325,182	4/1992	Terada et al.	D11/221
2,486,401	11/1949	Gerstman	24/43

Primary Examiner—Ralf T. Seifert
Attorney, Agent, or Firm—Hill, Steadman & Simpson

[57] **CLAIM**

The ornamental design for pull tab for slide fastener sliders, as shown.

DESCRIPTION

FIG. 1 is a front view of a pull tab for slide fastener sliders;

FIG. 2 is a right side view of the pull tab for slide fastener sliders of FIG. 1;

FIG. 3 is a plan view of the pull tab for slide fastener sliders of FIG. 1;

FIG. 4 is a base view of the pull tab for slide fastener sliders of FIG. 1;

FIG. 5 is a cross-sectional view taken on line A—A of FIG. 1; and,

FIG. 6 is a cross sectional view taken along the line 6—6 of FIG. 1.

The broken line showing of a slider body is for illustrative purposes only and forms no part of the claimed design.

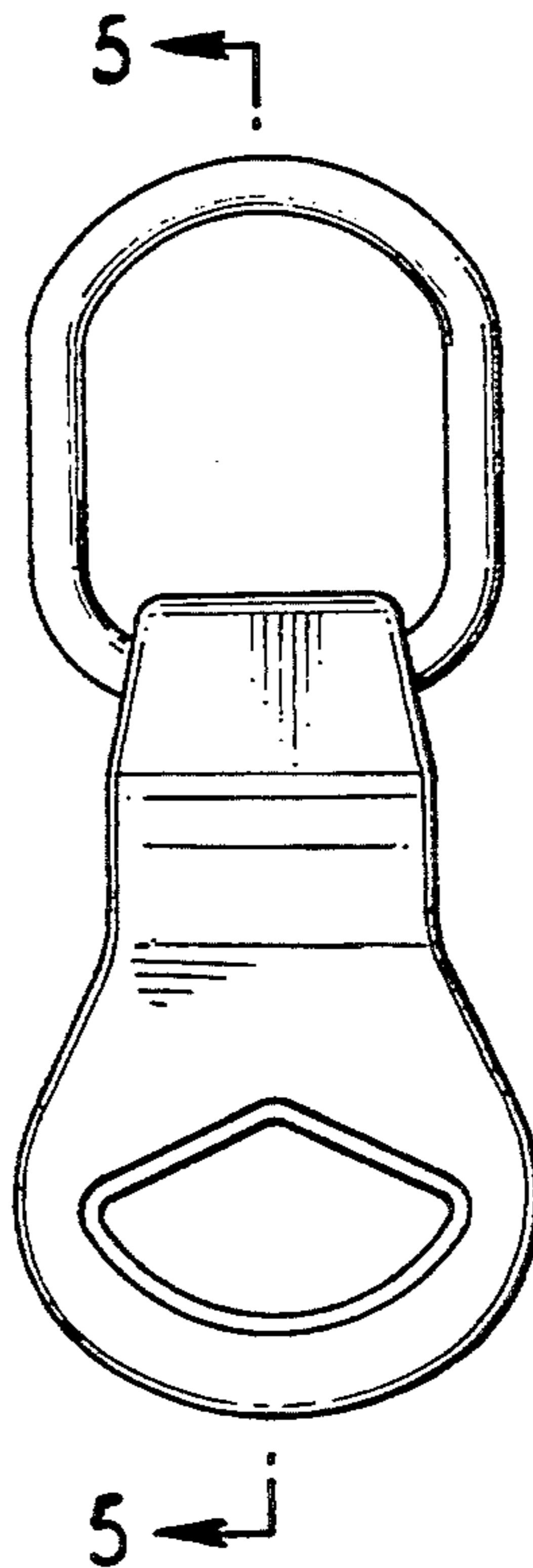


FIG. 1

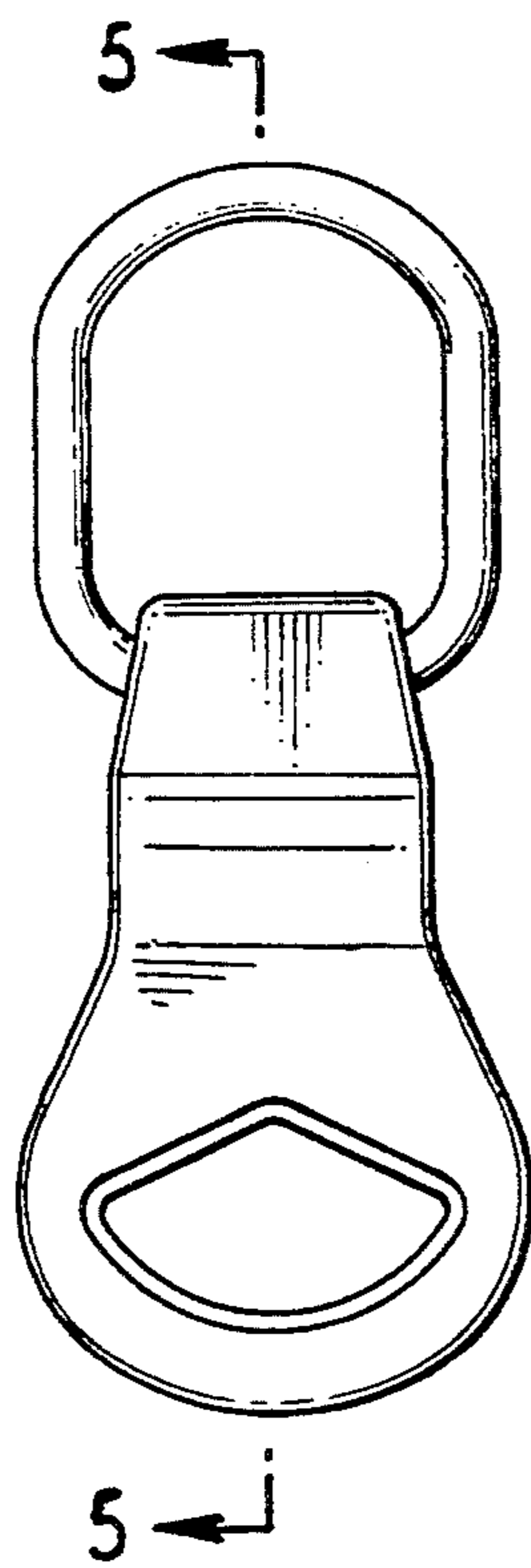


FIG. 2

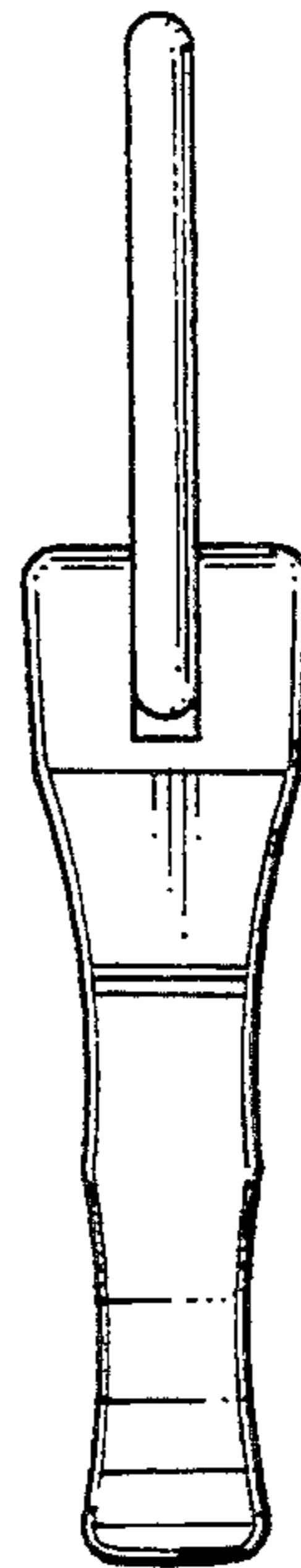


FIG. 3

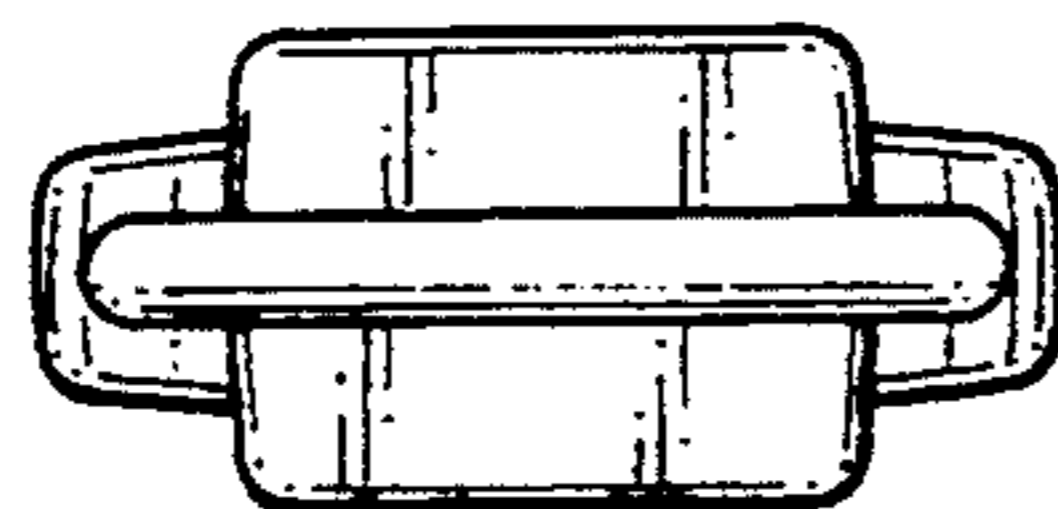


FIG. 4

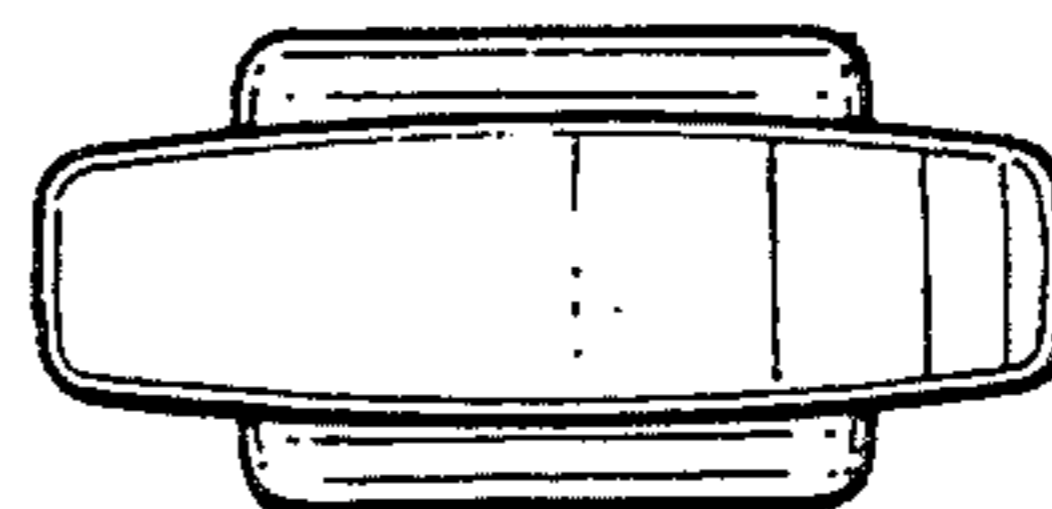


FIG. 5

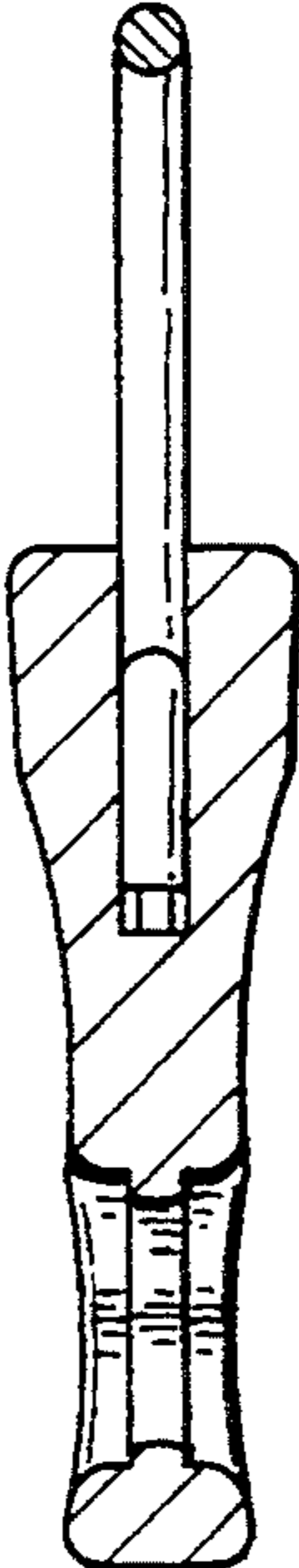


FIG. 6

