



US00D360850S

**United States Patent** [19]  
**Grosfillex**

[11] **Patent Number: Des. 360,850**

[45] **Date of Patent: \*\* Aug. 1, 1995**

[54] **COMBINED FLOWER POT WITH FILL SPOUT**

[75] **Inventor: Raymond Grosfillex, Oyonnax, France**

[73] **Assignee: Grosfillex Sarl, Oyonnax, France**

[\*] **Notice: The portion of the term of this patent subsequent to Jul. 11, 2009 has been disclaimed.**

[\*\*] **Term: 14 Years**

[21] **Appl. No.: 15,287**

[22] **Filed: Nov. 12, 1993**

[30] **Foreign Application Priority Data**

May 14, 1993 [XH] Hague Agreement .... DMA/002151  
[52] **U.S. Cl. .... D11/152; D11/144**  
[58] **Field of Search .... D7/509, 523, 547, 590, D7/591; D9/417, 452, 453, 454, 455, 456, 431, 433; D11/143, 145, 146, 148, 152, 153, 154, 155, 156, 164; 47/41.11, 41.12, 41.13, 41.14, 41.15, 66 A, 66 B, 66 C, 66D, 66 I, 66 MD, 69 T, 79, 67, 68, 69, 70, 71, 72, 73, 74, 75, 76, 77, 78; 362/161, 162, 163; 431/126, 288, 289, 291**

[56] **References Cited**

**U.S. PATENT DOCUMENTS**

D. 324,005 2/1992 Grosfillex .  
D. 340,674 10/1993 Carlson ..... D11/152  
3,327,895 7/1967 Mueller ..... D9/500 X

**FOREIGN PATENT DOCUMENTS**

1104 3/1875 United Kingdom ..... 47/71

**OTHER PUBLICATIONS**

International Terra Cotta, Inc. Cat: p. 2; vase No. 2, D5 and 3.


*Primary Examiner*—Louis S. Zarfes  
*Assistant Examiner*—Monica Hannon  
*Attorney, Agent, or Firm*—Dowell & Dowell

[57] **CLAIM**

The ornamental design for a combined flower pot with fill spout, as shown and described.

**DESCRIPTION**

FIG. 1 is a front perspective view of a combined flower pot with fill spout showing my new design;  
FIG. 2 is a front perspective view thereof with the fill spout open;  
FIG. 3 is a front elevational view with the fill spout open;  
FIG. 4 is a left side view with the fill spout open;  
FIG. 5 is as right side view with the fill spout open;  
FIG. 6 is a rear elevational view thereof;  
FIG. 7 is a top plan view thereof; and,  
FIG. 8 is a bottom plan view thereof.






FIG. 1




FIG. 2






FIG. 3



FIG. 4




FIG. 5




FIG. 6




FIG. 7




FIG. 8