



US00D360836S

United States Patent [19]

[11] Patent Number: **Des. 360,836**

Goto

[45] Date of Patent: **** Aug. 1, 1995**

[54] WRIST WATCH

[75] Inventor: **Atsushi Goto, Ome, Japan**

[73] Assignee: **Casio Computer Co., Ltd., Tokyo, Japan**

[**] Term: **14 Years**

[21] Appl. No.: **26,595**

[22] Filed: **Aug. 1, 1994**

[52] U.S. Cl. **D10/38; D10/30**

[58] Field of Search **D10/1-40, D10/122-132; 368/280-282, 276-277, 285, 239-242, 82-84**

D. 349,246	8/1994	Nakai	D10/38
D. 349,247	8/1994	Sugita	D10/38
D. 349,248	8/1994	Yamamoto	D10/38
D. 351,350	10/1994	Morishima	D10/38
D. 354,239	1/1995	Ishizaka	D10/38

Primary Examiner—Nelson C. Holtje
Attorney, Agent, or Firm—Frishauf, Holtz, Goodman & Woodward

[57] CLAIM

The ornamental design for a wrist watch, as shown.

DESCRIPTION

FIG. 1 is a front elevational view of a wrist watch showing my new design;
 FIG. 2 is a right side elevational view thereof the left side elevational view being identical to the right side elevational view;
 FIG. 3 is a top plan view thereof;
 FIG. 4 is a bottom plan view thereof;
 FIG. 5 is a rear elevational view thereof; and,
 FIG. 6 is a perspective view thereof.

[56] References Cited

U.S. PATENT DOCUMENTS

D. 327,445	6/1992	Fujihara	D10/30
D. 327,450	6/1992	Nakai	D10/38
D. 339,749	9/1993	Ishizaka	D10/38
D. 346,118	4/1994	Charriol	D10/30
D. 346,974	5/1994	Houlihan	D10/38



FIG. 3

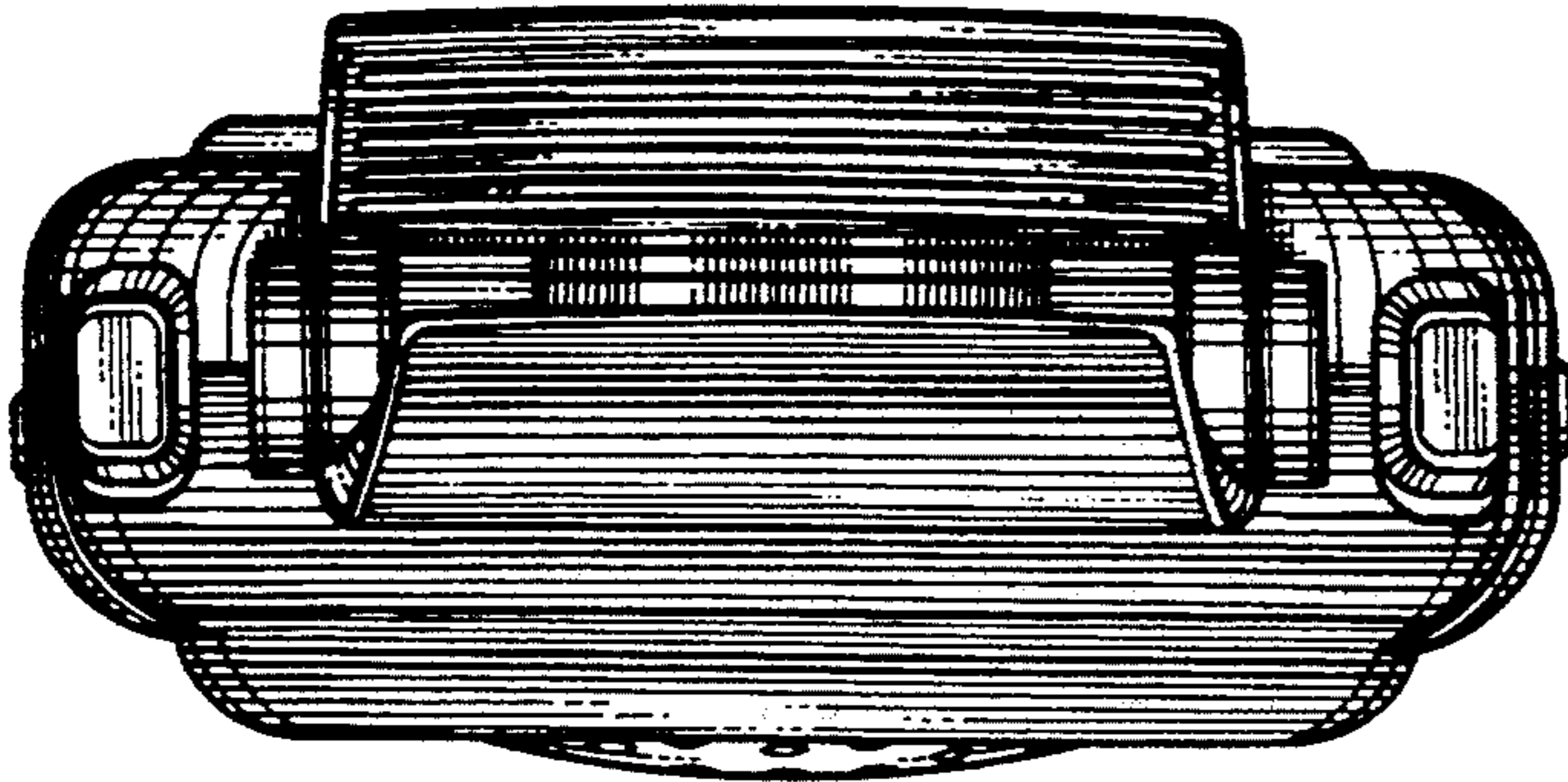


FIG. 1



FIG. 2

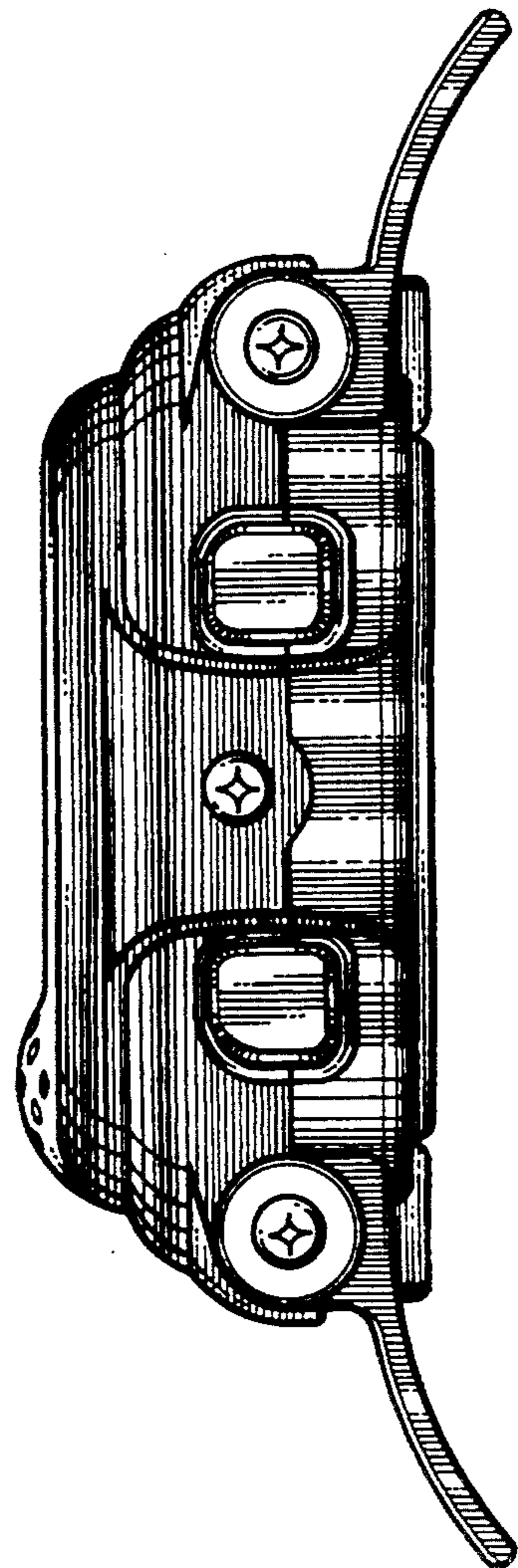


FIG. 4




FIG. 5




FIG. 6

