



US00D360821S

United States Patent [19]

[11] Patent Number: **Des. 360,821**

Snow

[45] Date of Patent: **** Aug. 1, 1995**

[54] **STRONG ARM ADHESIVE SPARK PLUG WIRE BRACKET**

4,863,020 9/1989 Klemow .
5,085,384 2/1992 Kasubke 248/74.2 X
5,168,842 12/1992 Brooks .

[76] Inventor: **Michael S. Snow**, 1011 E. Boundary Rd., Lynden, Wash. 98264

Primary Examiner—A. Hugo Word
Assistant Examiner—Holly Baynham

[**] Term: **14 Years**

[57] **CLAIM**

[21] Appl. No.: **24,710**

The ornamental design for the strong arm adhesive spark plug wire bracket, as shown and described.

[22] Filed: **Jun. 20, 1994**

[52] U.S. Cl. **D8/357**

[58] Field of Search D8/356, 357; 174/72 A; 248/74.1-74.2; 211/89, 60.1, 113

DESCRIPTION

[56] References Cited

U.S. PATENT DOCUMENTS

28,763	6/1860	Miller	211/89 X
D. 284,262	6/1986	Finley .	
D. 314,324	2/1991	Allison .	
316,062	4/1885	Riessner	211/89 X
4,494,520	1/1985	Hurwitz	174/72 A X
4,771,743	9/1988	McDowell .	

FIG. 1 is a front elevational view of the strong arm adhesive spark plug wire bracket showing my new design;

FIG. 2 is a rear elevational view thereof;

FIG. 3 is an enlarged left side elevational view thereof;

FIG. 4 is an enlarged right side elevational view thereof;

FIG. 5 is a top plan view thereof; and,

FIG. 6 is a bottom plan view thereof.

The contrasting shading shown on FIG. 6 represents an adhesive material.

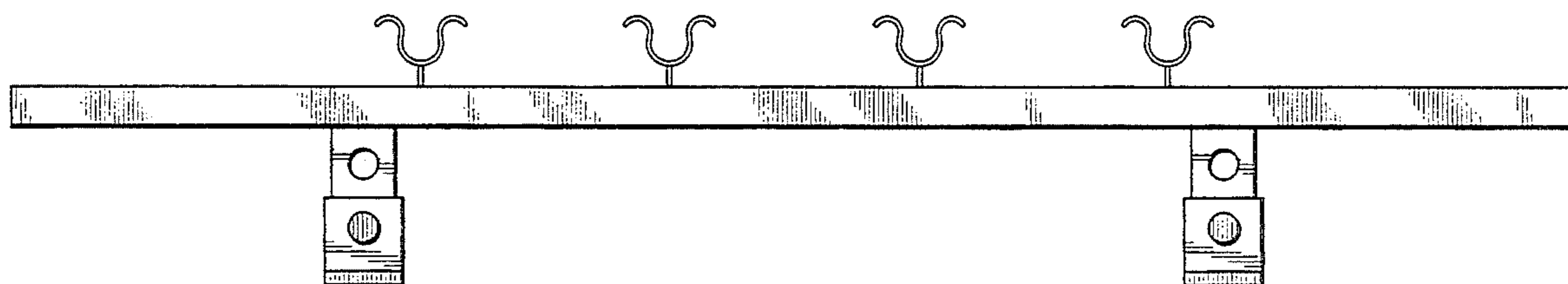


FIG. 1

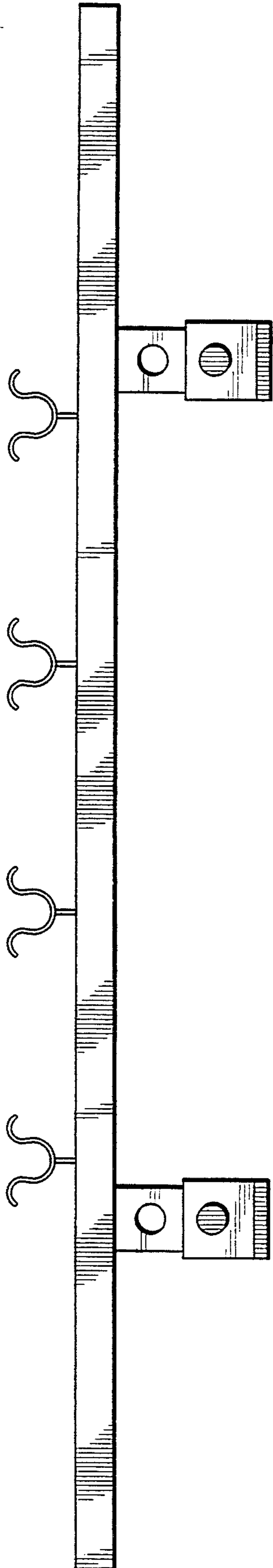


FIG. 2

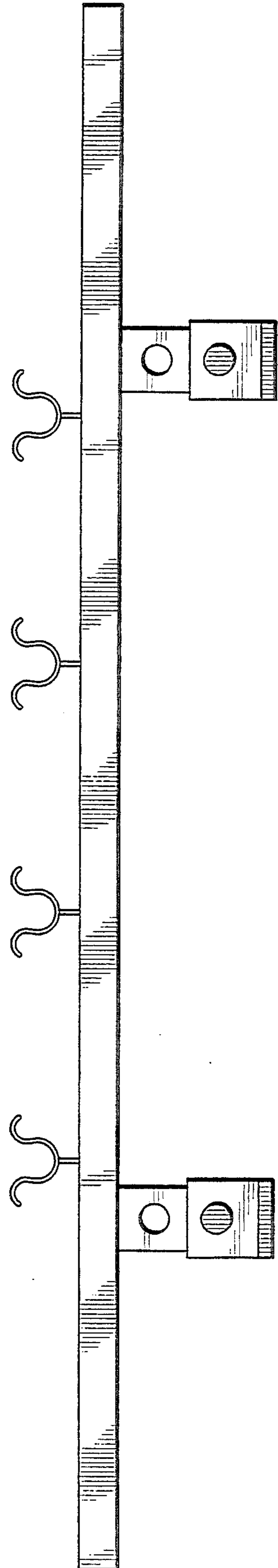


FIG. 3

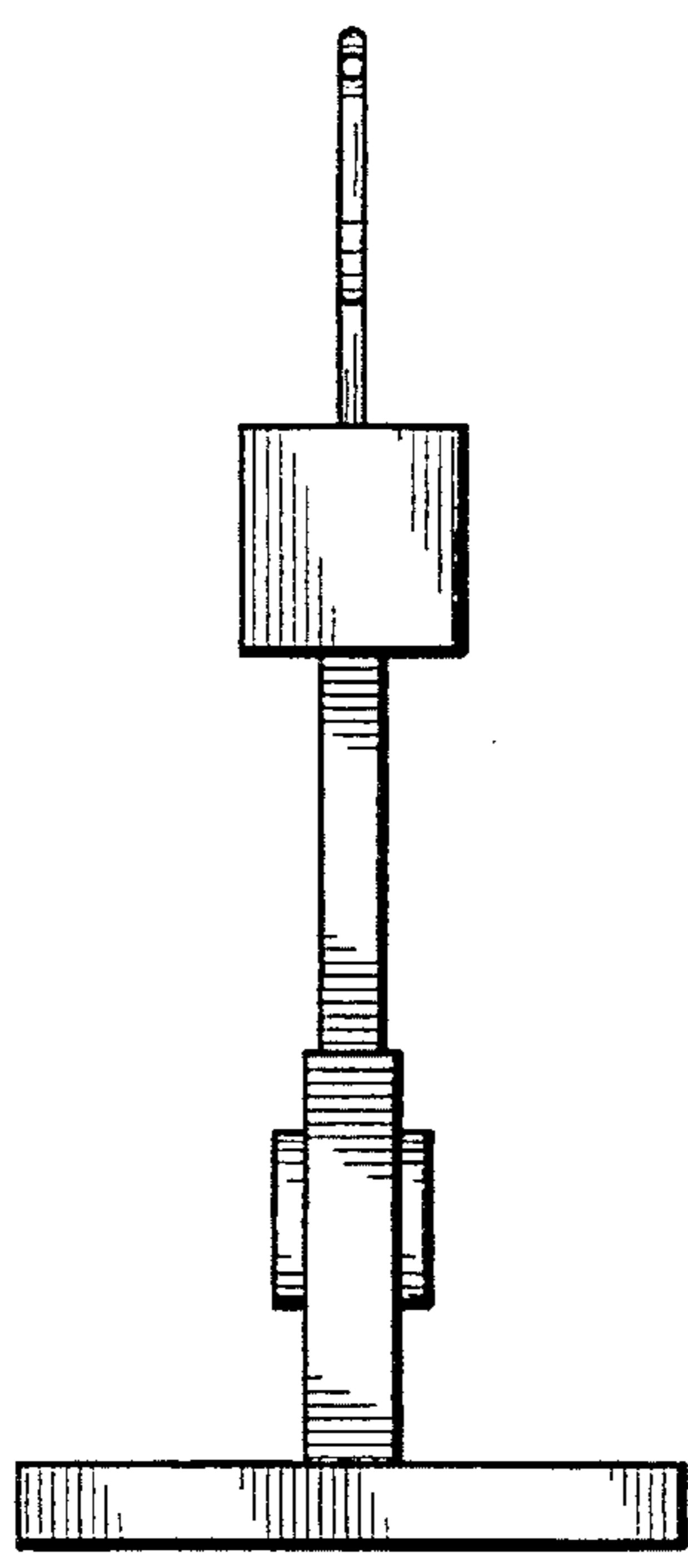


FIG. 4

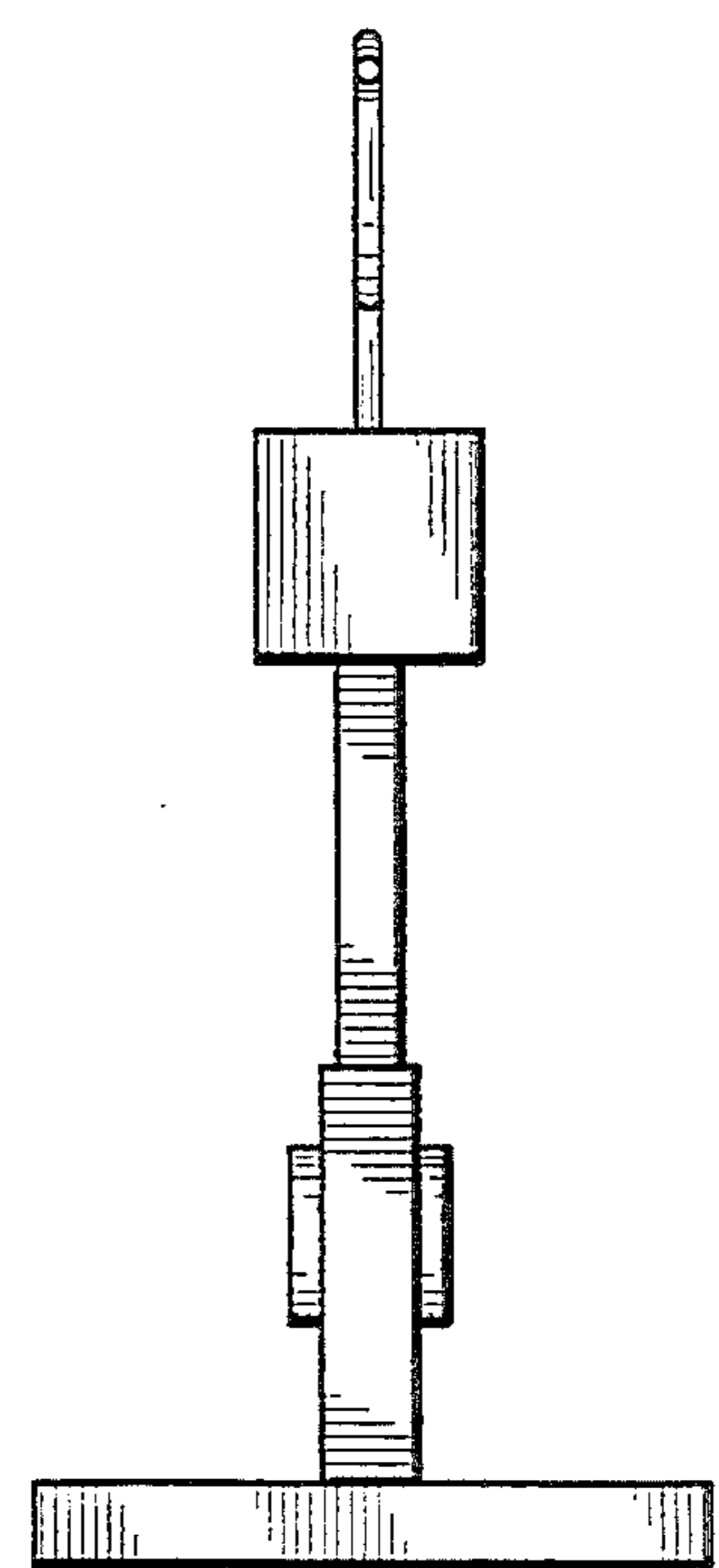


FIG. 5

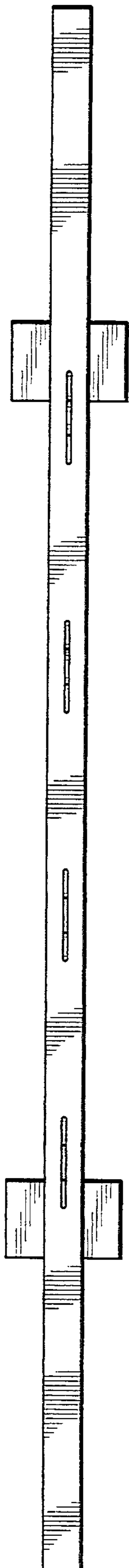


FIG. 6

