



US00D360817S

United States Patent [19]

[11] Patent Number: **Des. 360,817**

Moyer, Jr. et al.

[45] Date of Patent: **** Aug. 1, 1995**

[54] **DRYWALL UTILITY KNIFE HANDLE**

4,635,309	1/1987	Larsen	7/158
4,890,387	1/1990	Canino	7/118
4,910,821	3/1990	Kieferle	7/158
4,921,493	5/1990	Webb	606/85
4,974,320	12/1990	Pelletier	30/123

[76] Inventors: **William L. Moyer, Jr.; Andrew D. Moyer; William L. Moyer, Sr.; Gregory A. Moyer**, all of R.D. 3; Box 635, Bedford, Pa. 15522

Primary Examiner—Theodore M. Shooman
Assistant Examiner—Philip Hyder
Attorney, Agent, or Firm—Richard C. Litman

[**] Term: **14 Years**

[21] Appl. No.: **23,557**

[57] CLAIM

[22] Filed: **May 26, 1994**

The ornamental design for a drywall utility knife handle, as shown and described.

[52] U.S. Cl. **D8/107; D8/98; D8/90**

DESCRIPTION

[58] Field of Search **D8/98, 99, 107, 90; 30/161, 162, 329, 335, 340, 337; 7/158**

FIG. 1 is a front perspective view of the drywall utility knife handle;

[56] References Cited

U.S. PATENT DOCUMENTS

D. 233,122	10/1974	Fauzza	D8/107
D. 237,354	10/1975	Gerson	D8/107
D. 259,697	6/1981	Brizzolara, Jr.	D8/107
D. 290,333	6/1987	Pashley	D8/107
D. 293,202	12/1987	West et al.	D8/107
D. 296,297	6/1988	Weimann et al.	D8/107
D. 305,096	12/1989	Tench et al.	D8/99
D. 319,378	8/1991	Wilcox	D8/107
D. 336,029	6/1993	Ragland et al.	D8/99
3,528,153	9/1970	Walter et al.	.
4,028,758	6/1977	O'Connor	30/162
4,587,964	5/1986	Walker et al.	.

FIG. 2 is a top plan view of the drywall utility knife handle;

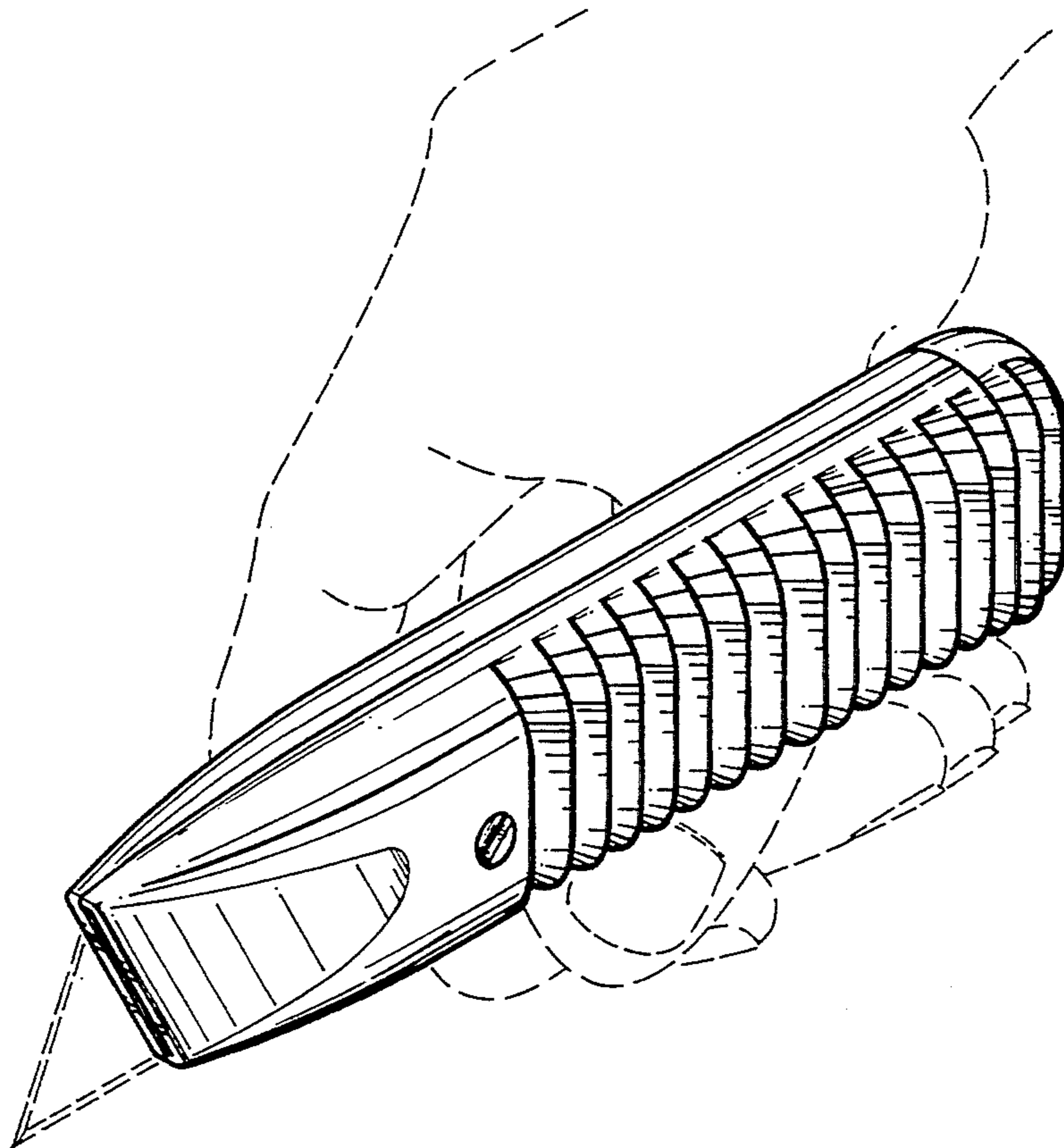
FIG. 3 is a left side elevational view of the drywall utility knife handle;

FIG. 4 is a bottom plan view of the drywall utility knife handle;

FIG. 5 is a right side elevational view of the drywall utility knife handle;

FIG. 6 is a front view of the drywall utility knife handle; and,

FIG. 7 is a rear view of the drywall utility knife handle. The broken lines showing the hand in FIG. 1 and the knife blade in FIGS. 1-5 are for illustrative purposes only and form no part of the claimed design.



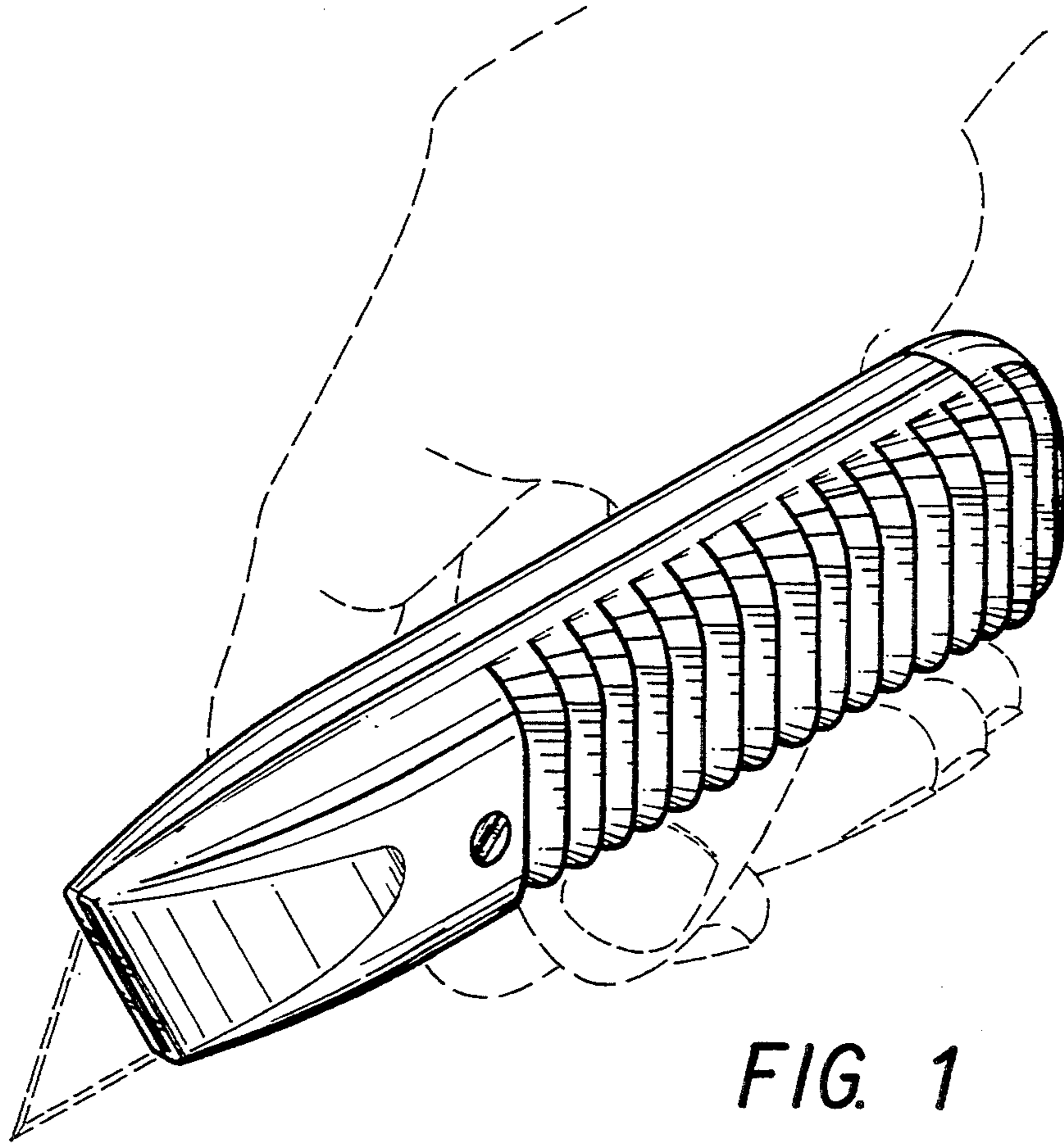


FIG. 1

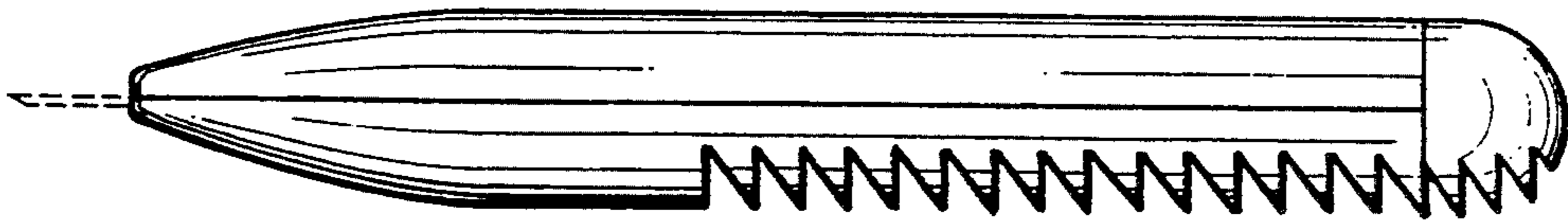


FIG. 2




FIG. 3




FIG. 4




FIG. 5

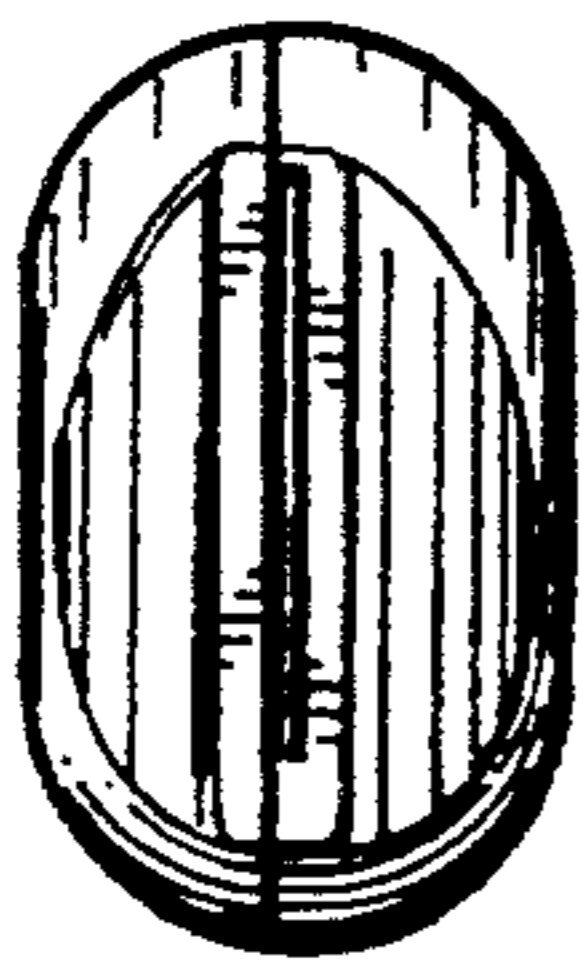


FIG. 6

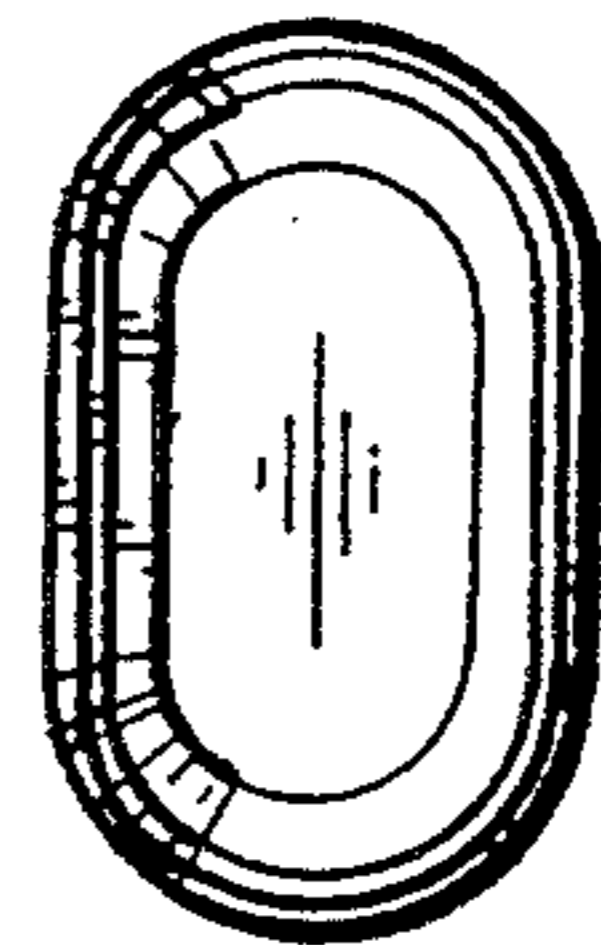


FIG. 7