



US00D360813S

United States Patent [19]

[11] Patent Number: **Des. 360,813**

Wiedemann et al.

[45] Date of Patent: **** Aug. 1, 1995**

[54] **PLIERS**

[75] Inventors: **John D. Wiedemann, Dublin; Cesario C. Augustine, Orient, both of Ohio**

[73] Assignee: **MAC Tools, Inc., Washington Court House, Ohio**

[**] Term: **14 Years**

[21] Appl. No.: **16,297**

[22] Filed: **Dec. 13, 1993**

2,359,527 10/1944 McPherson 81/45
 2,535,215 12/1950 Klenk D8/52
 2,555,701 6/1951 Ott et al. 128/19
 2,848,810 8/1958 Wendt 30/261
 3,763,726 10/1973 Hildebrand 81/416
 4,099,315 7/1978 Pudenz 81/416
 4,208,749 6/1980 Hermann et al. 7/106
 4,414,868 11/1983 Puro 81/416
 4,631,855 12/1986 Ader 43/53.5
 5,253,557 10/1993 Dolak 16/116 R

[52] U.S. Cl. **D8/52**

[58] Field of Search **D8/14, 51, 52, 98, 107; D24/133; 81/415, 416, 417, 302, 324, 381**

OTHER PUBLICATIONS

Aloe Medical Equipment Catalog, 1966, p. 68 B1962
 Trylon Stille Pattern Plaster Shears.
 Techni Tools Catalog, 1970, p. 20, Special Purpose Pliers.
 Vaco Tools Catalog, 1970, p. 21, Pliers.

[56] References Cited

U.S. PATENT DOCUMENTS

90,136 5/1869 Truland .
 126,221 4/1872 Malone .
 230,377 7/1880 Wilcox .
 D. 257,877 1/1981 Patterson D8/52
 D. 281,195 9/1982 Kurz D8/52
 D. 282,777 2/1986 Kurz D8/52
 D. 283,841 5/1986 Kurz D8/52
 D. 297,451 8/1988 Ader D8/98
 D. 343,999 2/1994 Letson D8/52
 344,769 6/1886 Cronk .
 385,076 6/1888 Stohlmann .
 482,827 9/1892 Gallant .
 658,565 9/1900 Deeble .
 802,840 10/1905 Beall .
 835,351 11/1906 Farnell .
 1,138,153 5/1915 Schemmer .
 1,493,477 5/1924 Crosby .
 1,537,766 5/1925 Greene .
 1,539,526 5/1925 Swickard .
 1,707,947 4/1929 Zettervall .

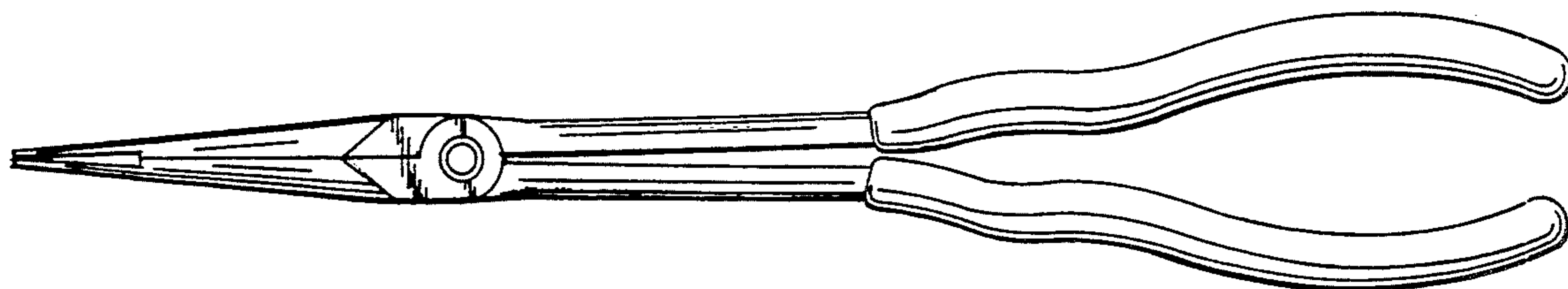
Primary Examiner—Theodore M. Shooman
Assistant Examiner—Philip Hyder
Attorney, Agent, or Firm—Standley & Gilcrest

[57] CLAIM

The ornamental design for the pliers, as shown and described.

DESCRIPTION

FIG. 1 is a plan view of the tool in a closed position; FIG. 2 is a side view of the tool of FIG. 1; FIG. 3 is a plan view of the tool of FIG. 1 in an open position; FIG. 4 is an end view of the tool of FIG. 1 from the head end of the tool; and, FIG. 5 is an end view of the tool of FIG. 1 from the handle end of the tool.
 The characteristic feature of the design resides in the shape and configuration of the handles.



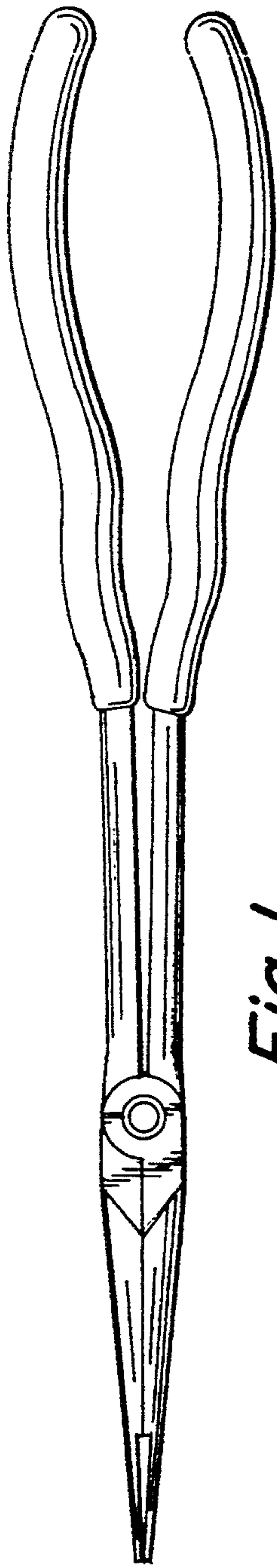


Fig. 1




Fig. 2

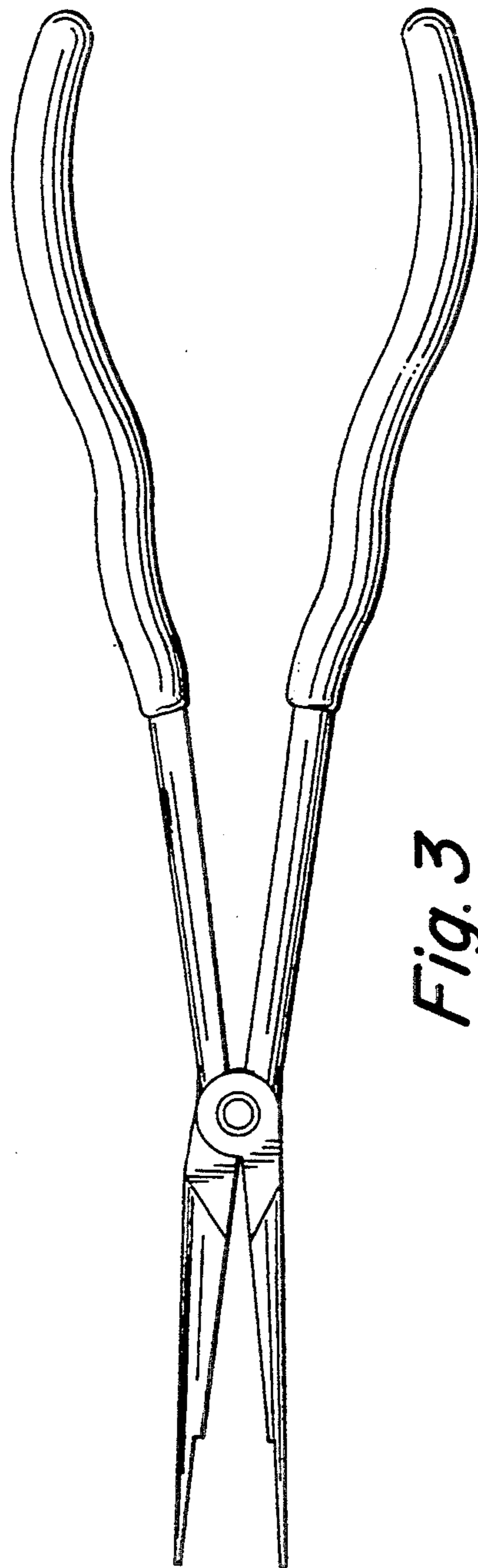


Fig. 3



Fig. 4



Fig. 5