



US00D360799S

# United States Patent [19]

[11] Patent Number: **Des. 360,799**

Rocco et al.

[45] Date of Patent: **\*\* Aug. 1, 1995**

- [54] **CD STORAGE TOWER**
- [76] Inventors: **Joseph J. Rocco; Susan B. Turilli,**  
both of 469 Zadig St., Oceanside,  
N.Y. 11572
- [\*\*] Term: **14 Years**
- [21] Appl. No.: **20,500**
- [22] Filed: **Mar. 28, 1994**
- [52] U.S. Cl. .... **D6/629; D6/407**
- [58] Field of Search ..... **D6/396, 405, 407, 626,**  
**D6/629, 630, 462, 466, 467, 468, 477, 478, 479;**  
**D14/120, 121; D19/8, 27, 75, 76, 91; 206/387,**  
**307.1, 308.1, 308.2, 308.3, 387.1, 387.11-387.15;**  
**211/40, 41, 42**

- 3,461,842 8/1969 Conrad et al. .... 211/41 X
- 3,834,349 9/1974 Dietze et al. .... 211/41 X
- 3,856,472 12/1974 Schweitzer et al. .... 211/41 X

*Primary Examiner*—Alan P. Douglas  
*Assistant Examiner*—S. Snapp  
*Attorney, Agent, or Firm*—Notaro & Michalos

### [57] CLAIM

The ornamental design for a CD storage tower, as shown and described.

### DESCRIPTION

FIG. 1 is a front elevational view of a CD storage tower for storing CDs contained within their jewel boxes, showing our new design therefor, with a rear elevational view being identical to FIG. 1;  
 FIG. 2 is a bottom plan view thereof;  
 FIG. 3 is a side elevational view thereof, the opposite side being an identical mirror image thereof;  
 FIG. 4 is a top plan view thereof; and,  
 FIG. 5 is a sectional view taken along line 5—5 of FIG. 3, to better show the ornamental shape of the design.

[56] **References Cited**  
**U.S. PATENT DOCUMENTS**

- D. 199,504 11/1964 Maiolatesi ..... 211/41 X
- D. 350,037 8/1994 Van Tran ..... D6/479 X
- D. 351,513 10/1994 Kreppin ..... D6/407
- 3,226,254 12/1965 Reuschel ..... 211/41 X

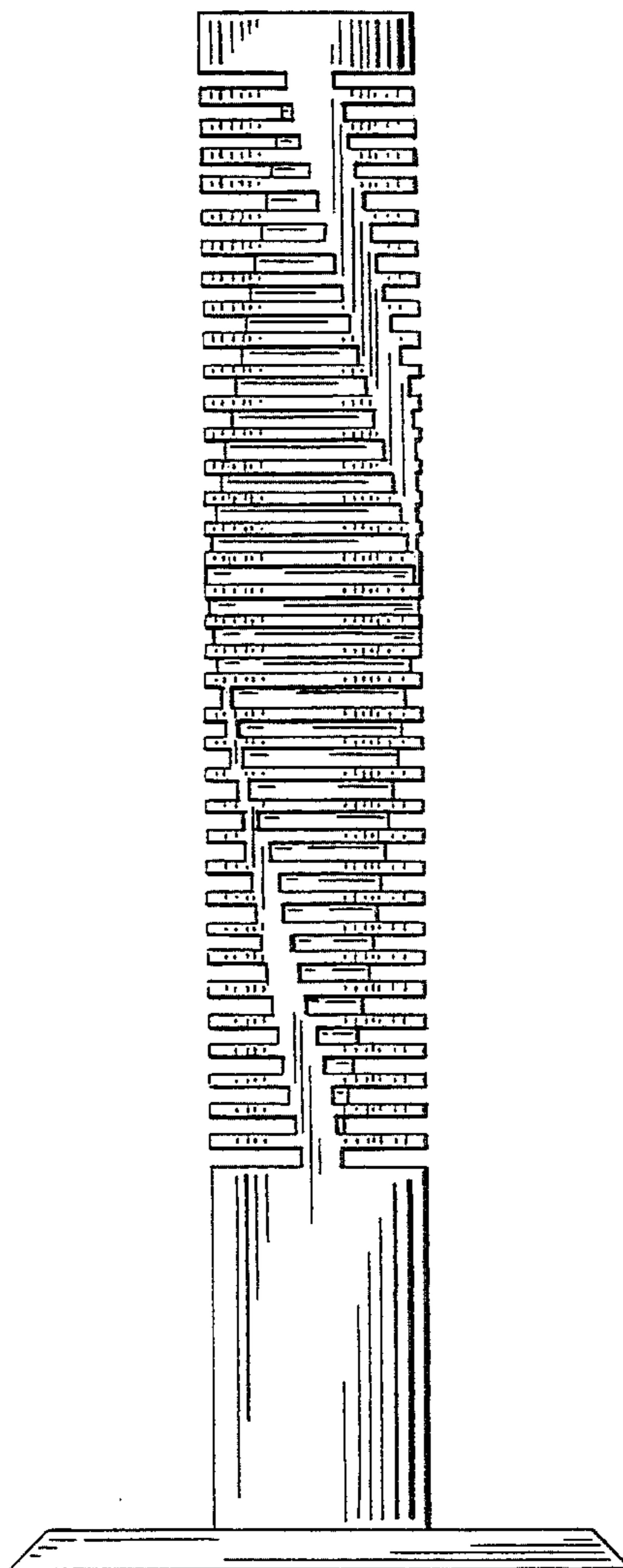


FIG. 1

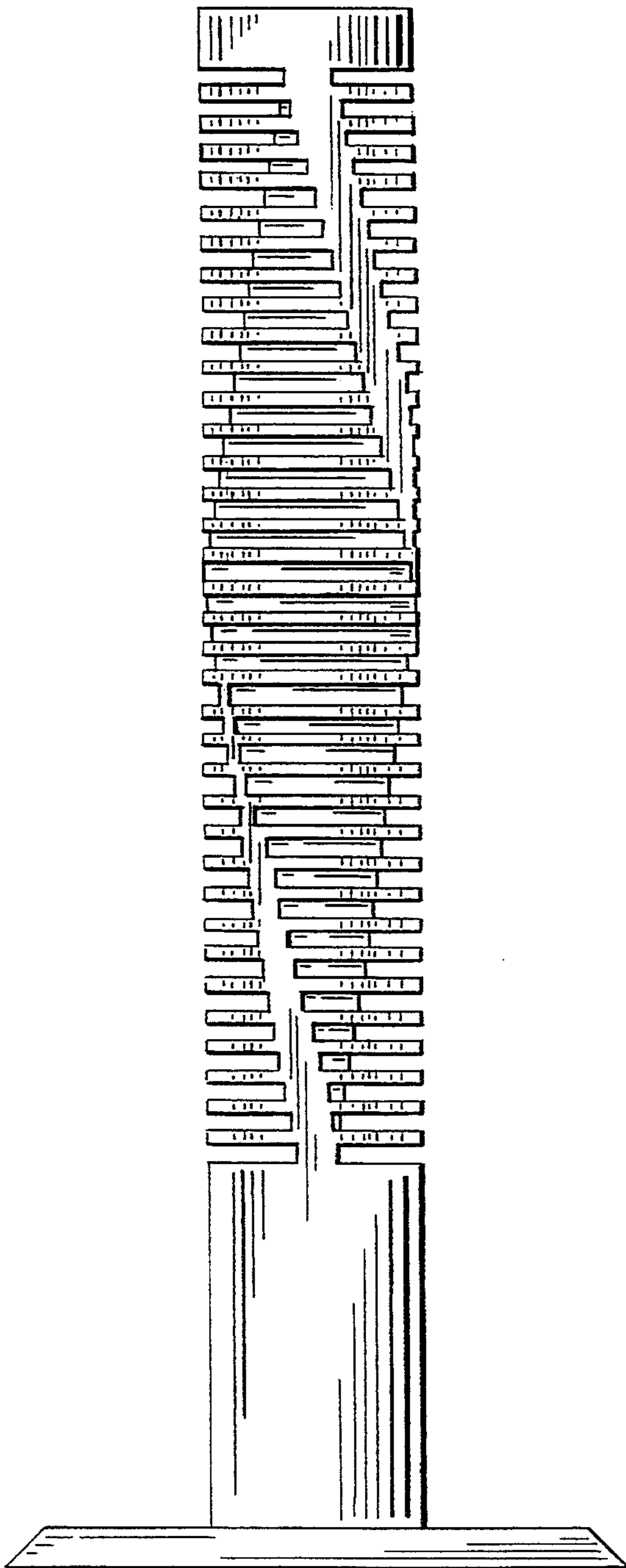


FIG. 2




FIG. 3

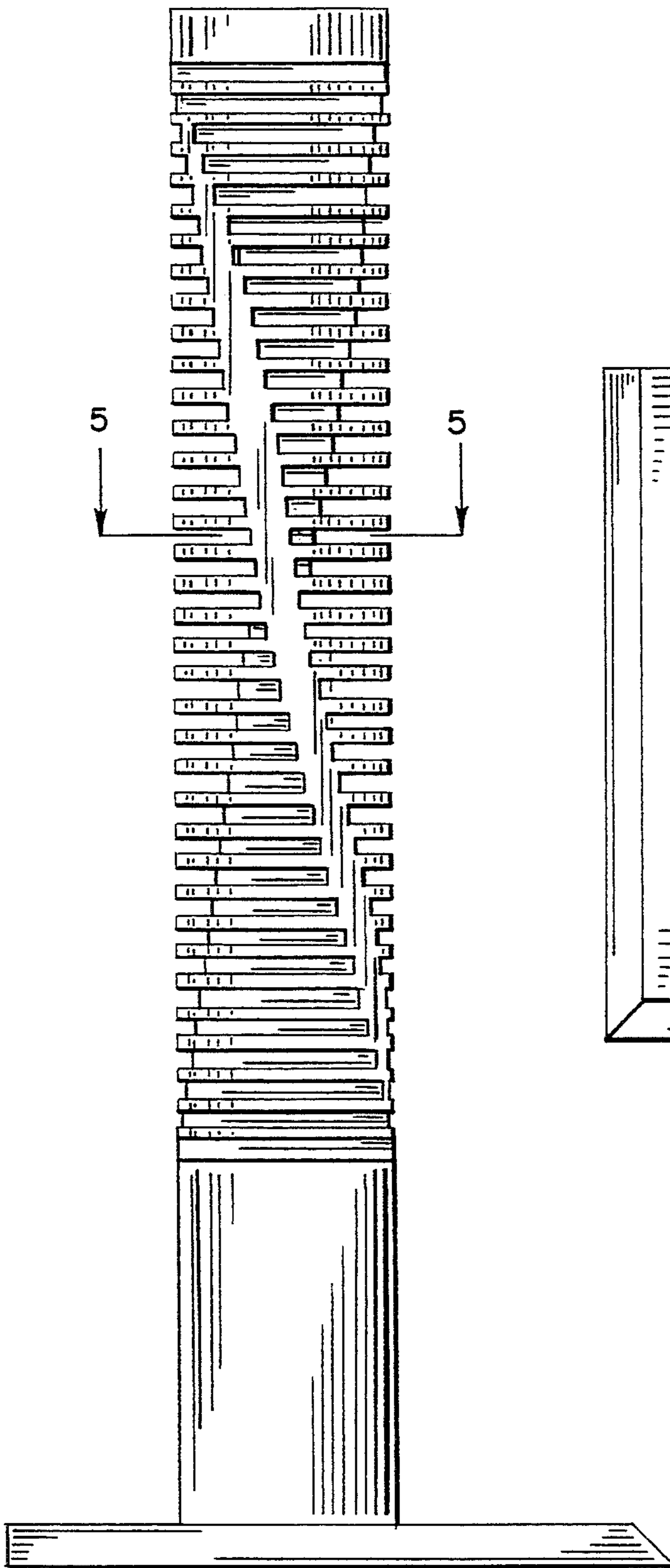


FIG. 4

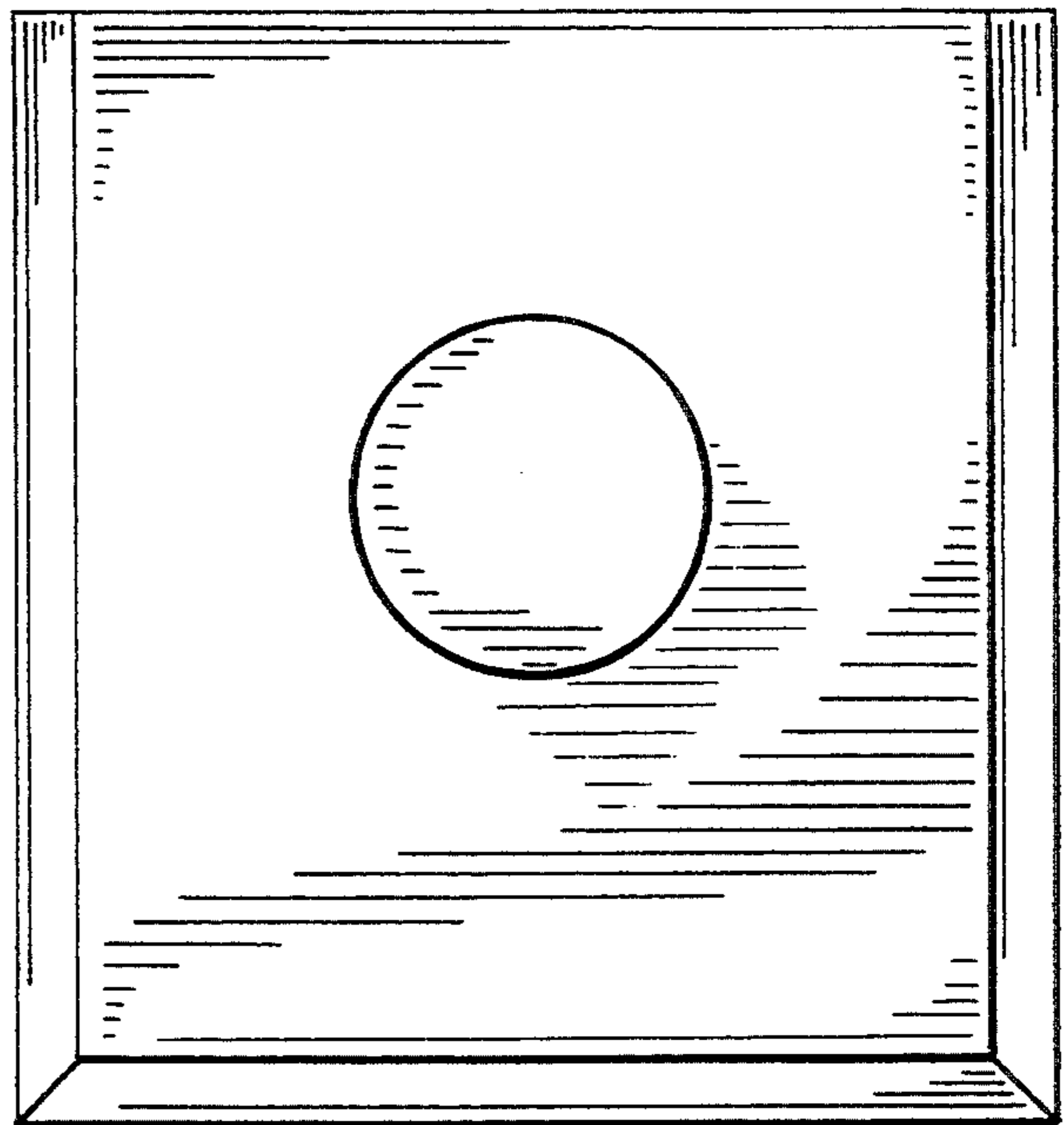


FIG. 5

