



US00D360794S

United States Patent [19]

[11] Patent Number: **Des. 360,794**

Morin

[45] Date of Patent: **** Aug. 1, 1995**

[54] **COMBINED CHILD CUSHION AND RUBBER GRIP PADS UNIT FOR PLACEMENT ON A CHAIR**

5,056,533 10/1991 Solano 128/845
5,106,155 4/1992 Luehring 297/256.17

Primary Examiner—Lisa P. Lichtenstein

[76] Inventor: **Ellen A. Morin, 102 Los Padres Dr., Oceanside, Calif. 92054**

[57] **CLAIM**

The ornamental design for a combined child cushion and rubber grip pads unit for placement on a chair, as shown and described.

[**] Term: **14 Years**

[21] Appl. No.: **18,279**

DESCRIPTION

[22] Filed: **Feb. 2, 1994**

[52] U.S. Cl. **D6/601; D6/598**

[58] Field of Search **D6/595, 596, 597, 598, D6/601; 5/448, 652, 653, 655; 297/219.1, 219.12; D5/5, 26**

FIG. 1 is a front elevational view of the combined child cushion and rubber grip pads unit for placement on a chair showing my new design;

FIG. 2 is a rear elevational view thereof;

FIG. 3 is a left side elevational view thereof;

FIG. 4 is a right side elevational view thereof;

FIG. 5 is a top plan view thereof; and,

FIG. 6 is a bottom plan view thereof.

The dotted pattern in FIGS. 5 and 6 represents a rubber grip material.

The cross-hatching represents conventional fabric and is understood to extend throughout the areas represented.

[56] References Cited

U.S. PATENT DOCUMENTS

D. 254,891	5/1988	Mills	D6/599
D. 343,324	1/1994	Laker et al.	D6/601
3,308,491	3/1967	Spence	5/653
3,788,699	1/1974	Starr	297/488
5,005,903	4/1991	Minasrdi	297/219





FIG. 1




FIG. 2




FIG. 3



FIG. 4



FIG. 5

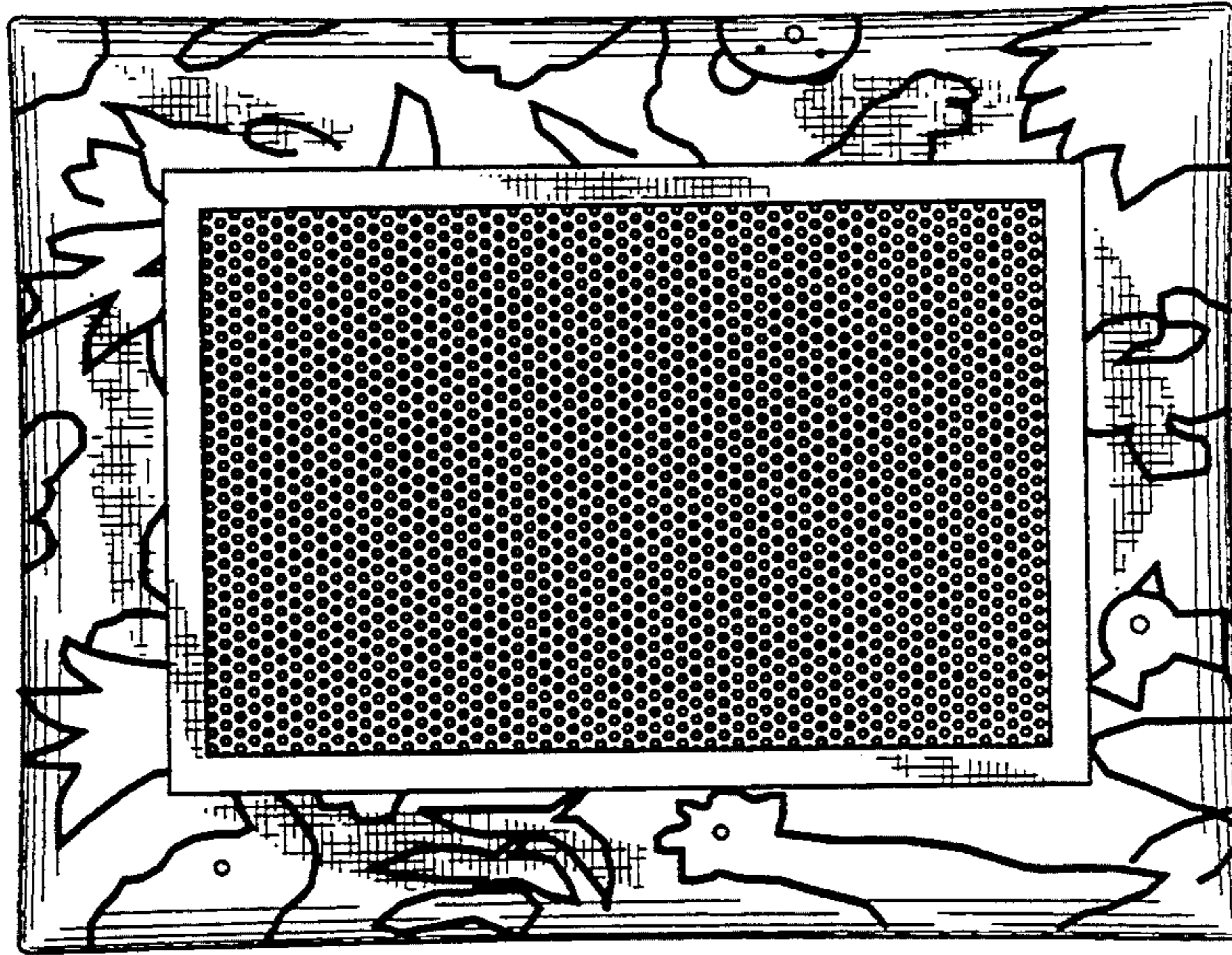


FIG. 6

