



US00D360771S

United States Patent [19]

[11] Patent Number: **Des. 360,771**

Hess

[45] Date of Patent: **** Aug. 1, 1995**

[54] CHAIR FRAME

[75] Inventor: **Stephen C. Hess**, Birmingham, Ala.

[73] Assignee: **Winston Furniture Co. of Alabama, Inc.**, Birmingham, Ala.

[**] Term: **14 Years**

[21] Appl. No.: **21,205**

[22] Filed: **Apr. 12, 1994**

[52] U.S. Cl. **D6/376; D6/379**

[58] Field of Search **D6/334, 368, 370, 374, D6/375, 376, 379, 380, 500, 501, 502; 297/411.42, 446**

D. 325,304 4/1992 Grosfillex .
 D. 335,040 4/1993 Tseng .
 D. 335,777 5/1993 Hess D6/376
 D. 336,170 6/1993 Tseng .
 D. 345,262 3/1994 Caldwell D6/376

Primary Examiner—Alan P. Douglas
Assistant Examiner—Gary D. Watson
Attorney, Agent, or Firm—Hardaway

[57] CLAIM

The ornamental design for a chair frame, as shown.


DESCRIPTION

FIG. 1 is a perspective view of a chair frame showing my new design;
 FIG. 2 is a left side elevation view, the right side being a mirror image thereof;
 FIG. 3 is a front elevational view;
 FIG. 4 is a bottom plan view;
 FIG. 5 is a top plan view;
 FIG. 6 is a rear elevational view thereof; and,
 FIG. 7 is a perspective view thereof showing a cushion carried by the chair frame.
 The dashed lines in FIG. 7 are not a feature of the claimed design.

[56] References Cited

U.S. PATENT DOCUMENTS

D. 102,045 11/1936 Wexelblatt .
 D. 269,747 7/1983 Wallace D6/376
 D. 279,243 6/1985 Vanderminden .
 D. 280,474 9/1985 Vanderminden .
 D. 286,827 11/1986 Arthur, Jr. D6/376
 D. 308,144 5/1990 McCarthy et al. D6/376 X
 D. 316,338 4/1991 Frinier D6/380






Fig. 1

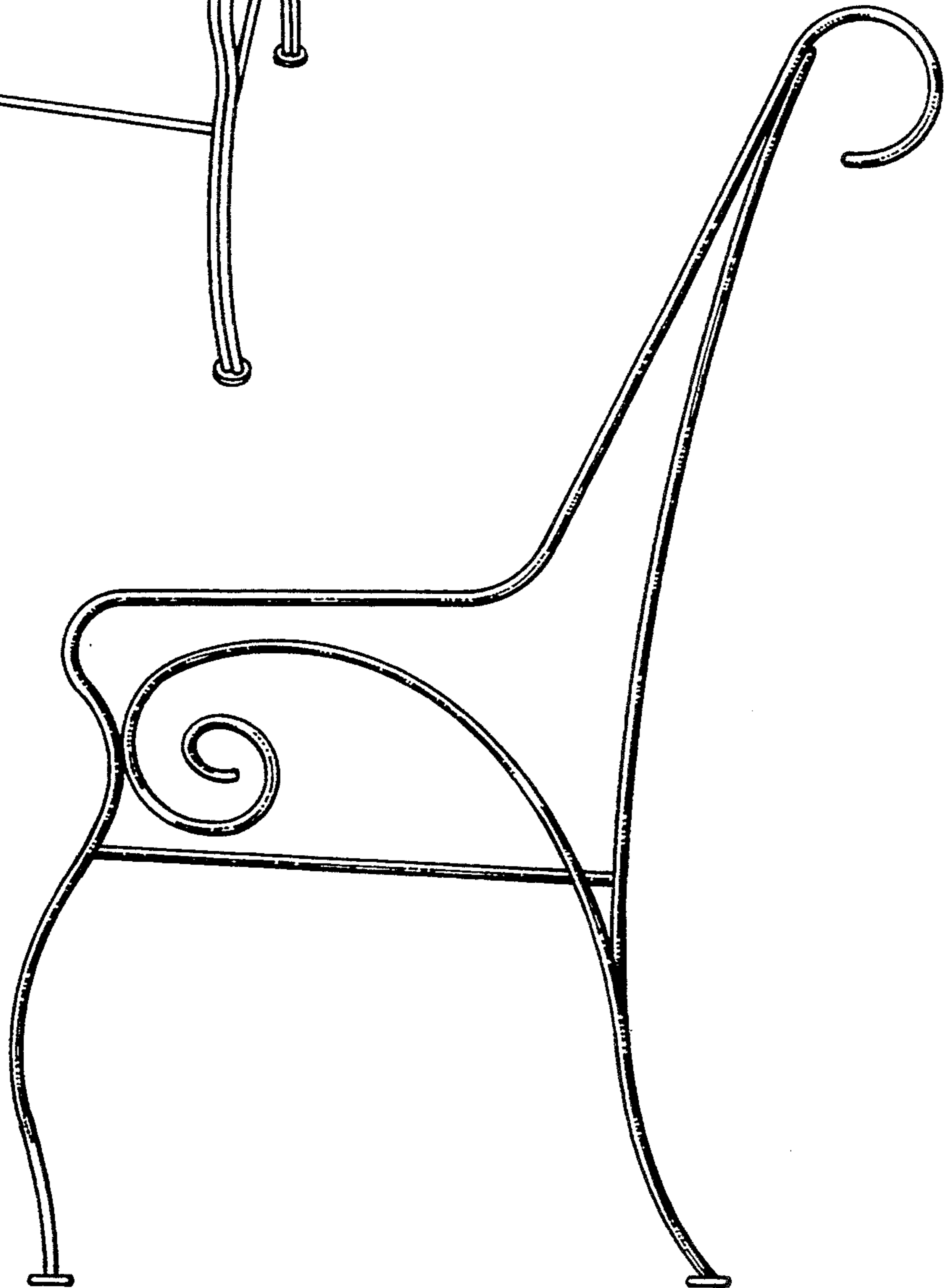


Fig. 2




Fig. 3

Fig. 4





Fig. 5






Fig. 6

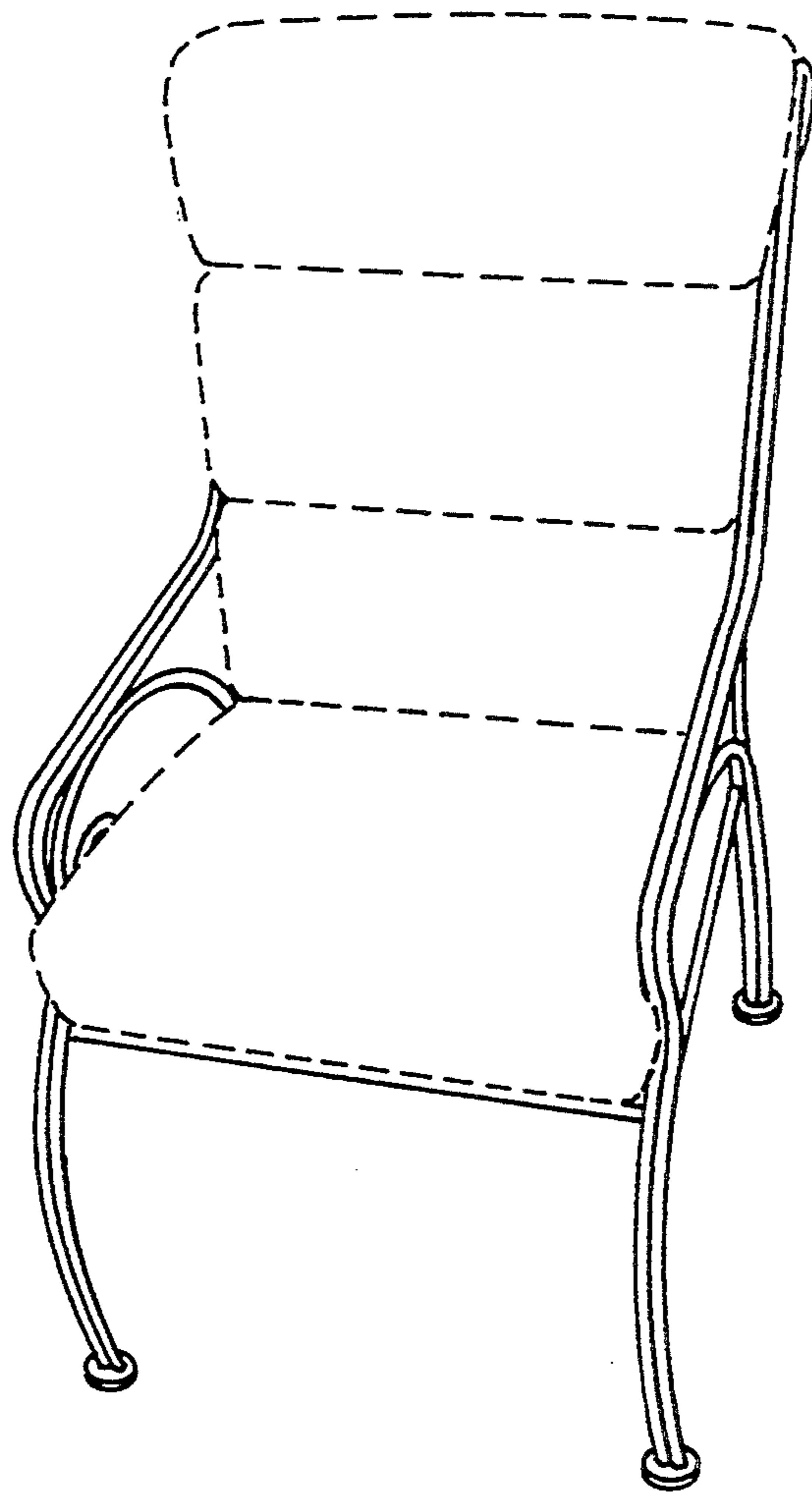


Fig. 1