



US00D360763S

United States Patent [19]

[11] Patent Number: **Des. 360,763**

Camp, Jr. et al.

[45] Date of Patent: **** Aug. 1, 1995**

[54] **SCRUB BRUSH HANDLE**

[75] Inventors: **William P. Camp, Jr.**, Millersburg;
Bruce Bochnak; **Steven C. Tennant**,
both of Wooster; **Richard K.**
Bukovitz, Orrville, all of Ohio

[73] Assignee: **The Wooster Brush Company**,
Wooster, Ohio

[**] Term: **14 Years**

[21] Appl. No.: **10,256**

[22] Filed: **Jul. 1, 1993**

[52] U.S. Cl. **D4/138; D4/129**

[58] Field of Search **D4/129, 130, 132, 135,**
D4/138; D8/307.45, DIG. 4, DIG. 7, DIG. 8;
15/107, 143.1, 159.1, 160, 186-188

[56] **References Cited**

U.S. PATENT DOCUMENTS

128,917	7/1872	Small	15/107
D. 235,942	7/1975	Rocke	D4/129
D. 266,458	10/1982	Gonsalves	D4/129

D. 278,790	5/1985	Chaney et al.	D8/45 X
D. 282,604	2/1986	Whitaker	D4/118
D. 305,963	2/1990	Brinker et al.	D4/118

Primary Examiner—A. Hugo Word
Assistant Examiner—Lavone D. Tabor
Attorney, Agent, or Firm—Renner, Otto, Boisselle & Sklar

[57] **CLAIM**

The ornamental design for a scrub brush handle, as shown and described.

DESCRIPTION


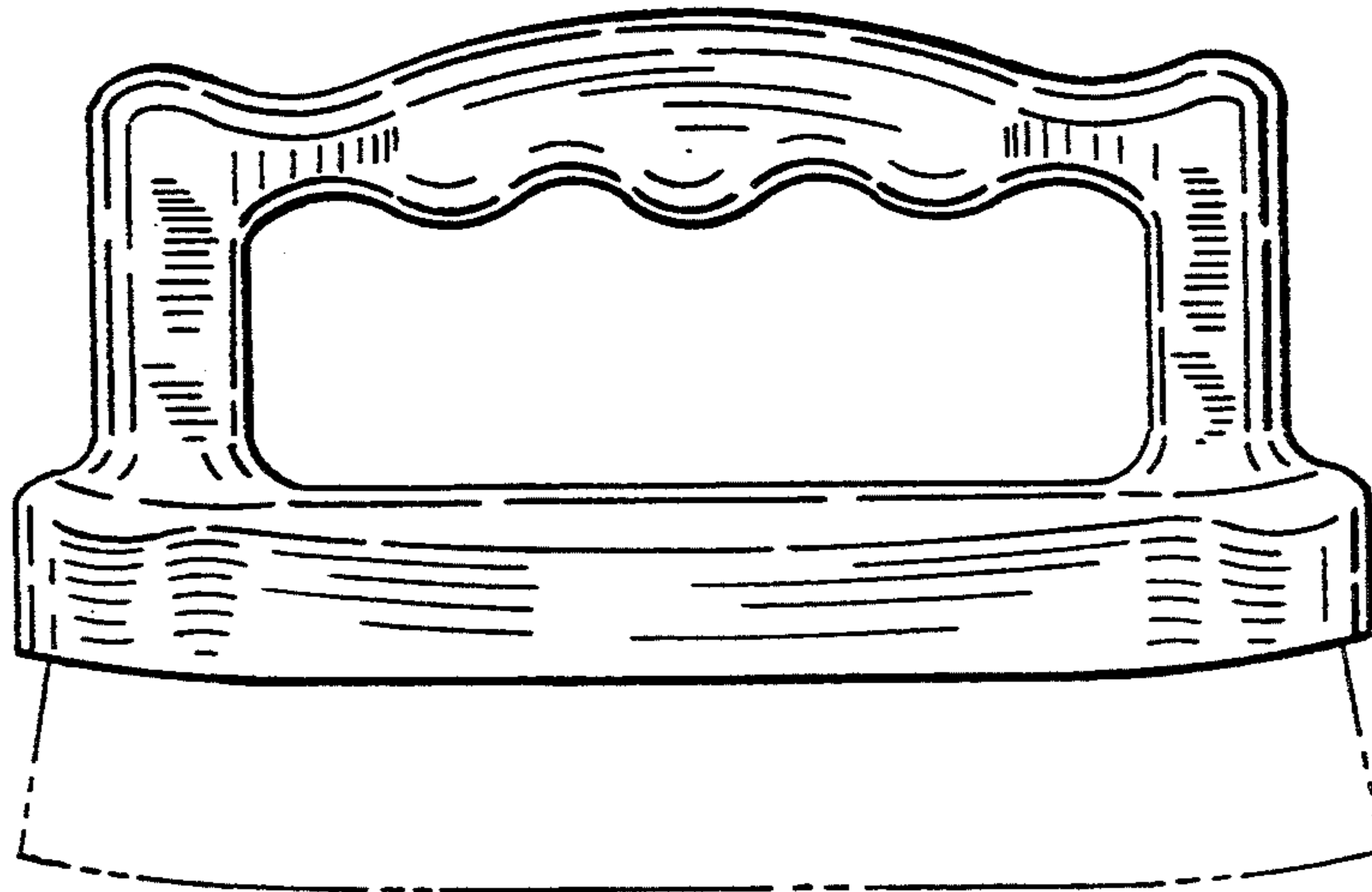
FIG. 1 is a side elevation view of one side of the scrub brush handle showing our new design, the opposite side being a mirror image;

FIG. 2 is a top plan view thereof;

FIG. 3 is a bottom plan view thereof; and,

FIG. 4 is an end elevation view from one end of FIG. 1, the other end being a mirror image.

The broken line showing of brush bristles in FIG. 1 is for illustrative purposes only and forms no part of the claimed design.






FIG. 1



FIG. 2




FIG. 3




FIG. 4