



US00D360759S

# United States Patent [19]

[11] Patent Number: **Des. 360,759**

Emery et al.

[45] Date of Patent: **\*\* Aug. 1, 1995**

[54] **UTILITY BASKET**

4,456,125 6/1984 Chap ..... 220/491 X  
4,848,620 7/1989 Chap ..... 220/491

[75] Inventors: **William W. Emery**, Berkeley Heights; **Russell A. Fritts**, Warren, both of N.J.

**FOREIGN PATENT DOCUMENTS**

2313852 12/1976 France ..... 220/485

[73] Assignee: **Better Sleep Mfg. Co.**, Berkeley Heights, N.J.

*Primary Examiner*—Terry A. Wallace  
*Assistant Examiner*—Richelle Shelton  
*Attorney, Agent, or Firm*—Hopgood, Calimafde, Kalil & Judlowe

[\*\*] Term: **14 Years**

[21] Appl. No.: **21,151**

[57] **CLAIM**

[22] Filed: **Apr. 8, 1994**

The ornamental design for a utility basket, as shown and described.

[52] U.S. Cl. .... **D3/306**

[58] Field of Search ..... D3/304, 306; 206/507; 211/119, 181; 220/485, 491, 607, 668; D15/89; D6/458, 462, 566, 567, 487, 553

**DESCRIPTION**

[56] **References Cited**

**U.S. PATENT DOCUMENTS**

D. 270,963 10/1983 Hawes et al. .... D3/304  
D. 295,247 4/1988 Chap ..... D6/553  
2,790,556 4/1957 Burt ..... 220/755 X

FIG. 1 is a top right side perspective view of a utility basket showing my new design;  
FIG. 2 is a left side elevation view thereof;  
FIG. 3 is a top plan view thereof;  
FIG. 4 is a front elevation view thereof;  
FIG. 5 is a rear elevation view thereof; and,  
FIG. 6 is a bottom plan view thereof.




FIG. 1

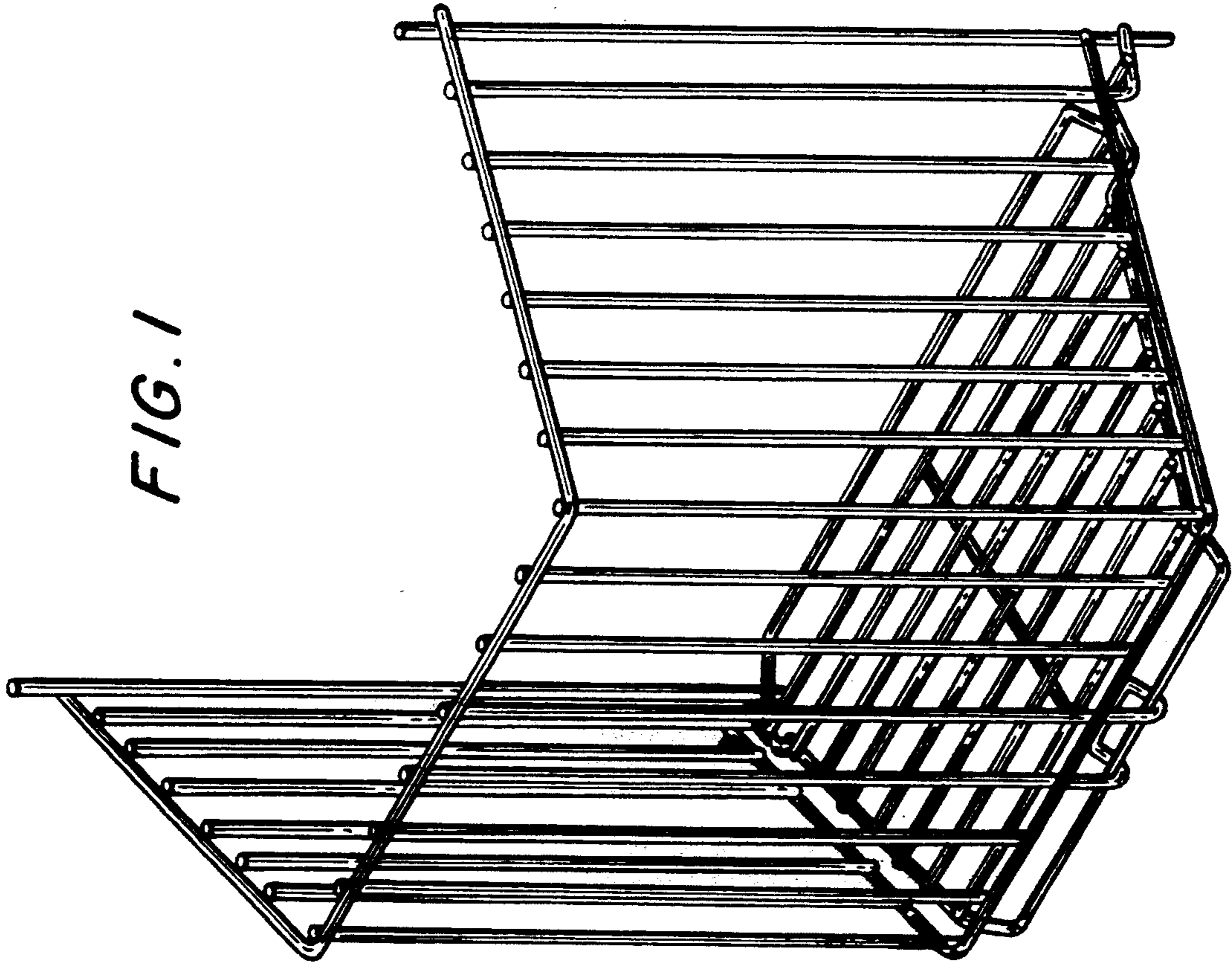

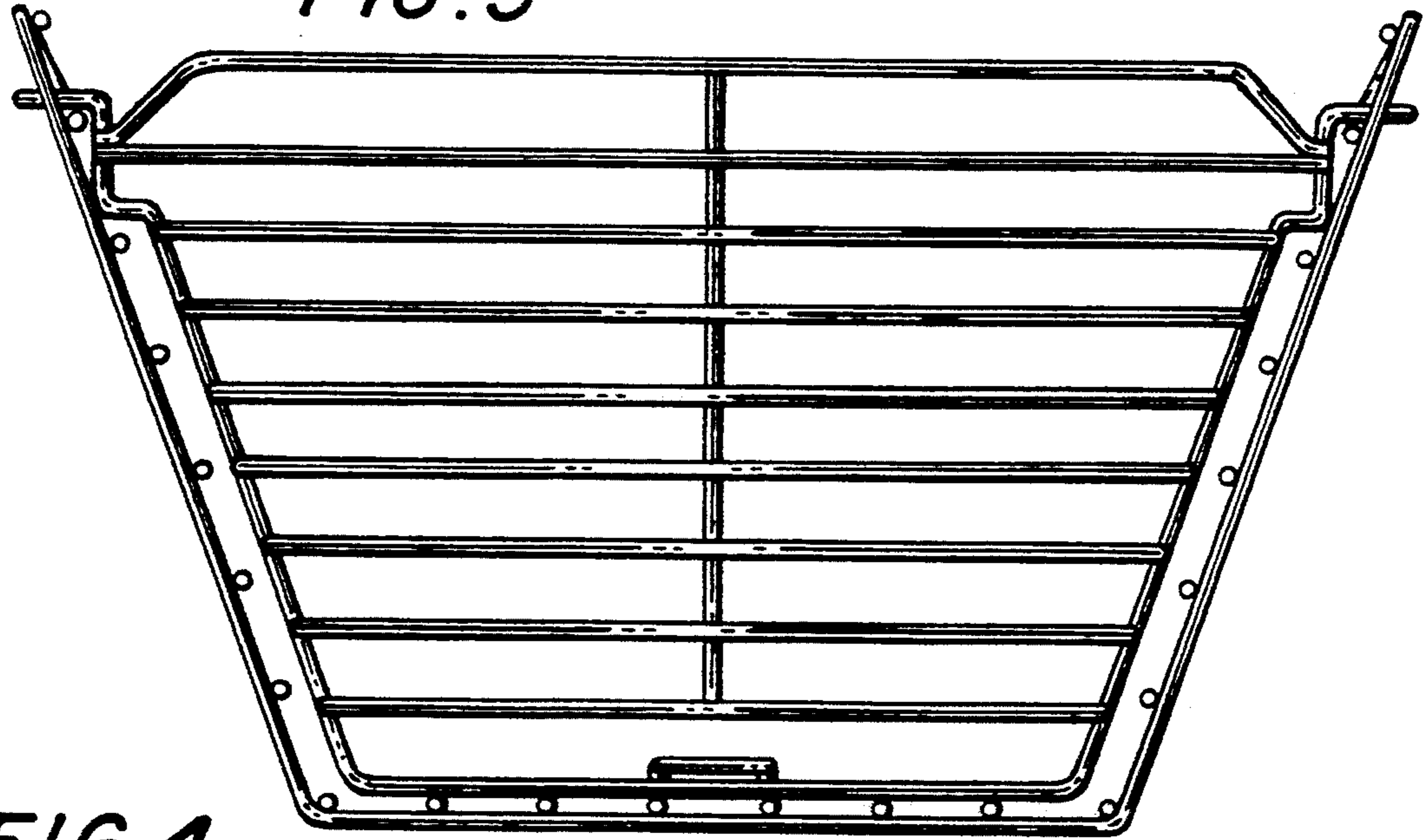


FIG. 2







*FIG. 3*



*FIG. 4*



*FIG. 5*



*FIG. 6*

