



US00D360742S

United States Patent [19]

[11] Patent Number: **Des. 360,742**

Wilkins

[45] Date of Patent: **** Aug. 1, 1995**

[54] **BLOUSING BAND FOR TROUSER LEGS**

[76] Inventor: **David L. Wilkins**, 1610 E. 4th St. N.
10, Long Beach, Calif. 90802

[**] Term: **14 Years**

[21] Appl. No.: **15,725**

[22] Filed: **Nov. 26, 1993**

[52] U.S. Cl. **D2/624**

[58] Field of Search **D2/624, 625, 627, 629,
D2/639; 2/170, 303, 300, 301, 323, 336, 232,
227, 311, 211; 24/69 ST, 68 R, 616, 572, 604**

[56] **References Cited**

U.S. PATENT DOCUMENTS

D. 349,180	8/1994	Oldham	D2/624
439,375	10/1890	Blakesley	.	
1,912,465	6/1933	Radlauer	.	
2,525,756	10/1950	Aines	.	
2,596,112	5/1952	Aines	.	
2,608,692	9/1952	Berg	D2/625 X
2,636,183	4/1953	Andrews	D2/640 X
2,848,825	8/1958	Dollar	.	
2,869,138	1/1959	Hankoff	.	

2,962,724	12/1960	Wilkins	.	
3,462,807	8/1969	Marquardt	24/616
4,426,854	1/1984	Geldwerth et al.	24/616 X
4,825,475	5/1989	Smart	.	
5,214,805	6/1993	Cochran	.	

Primary Examiner—Prabhakar G. Deshmukh
Attorney, Agent, or Firm—Howard A. Kenyon

[57] **CLAIM**

The ornamental design for a blousing band for trouser legs, as shown and described.

DESCRIPTION

FIG. 1 is a side elevation view of a blousing band for trouser legs showing my new design, the undisclosed side being a mirror image of that shown;
FIG. 2 is a top plan view thereof;
FIG. 3 is a bottom plan view thereof;
FIG. 4 is a left side end view thereof;
FIG. 5 is a right side end view thereof;
FIG. 6 is an enlarged fragmentary view of the male end of the design shown for clarity of illustration; and,
FIG. 7 is an enlarged fragmentary view of the female end of the design shown for clarity of illustration.





FIG. 1



FIG. 2



FIG. 3

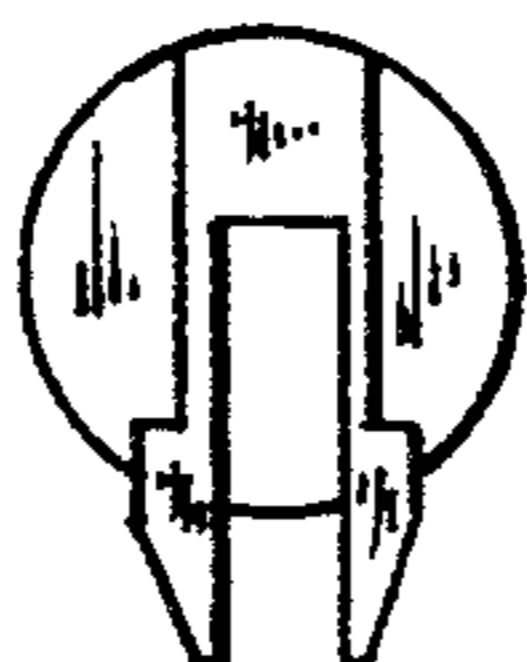


FIG. 4

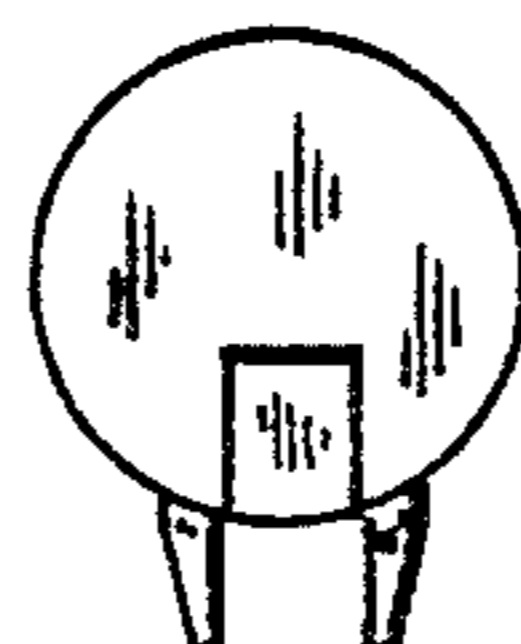


FIG. 5

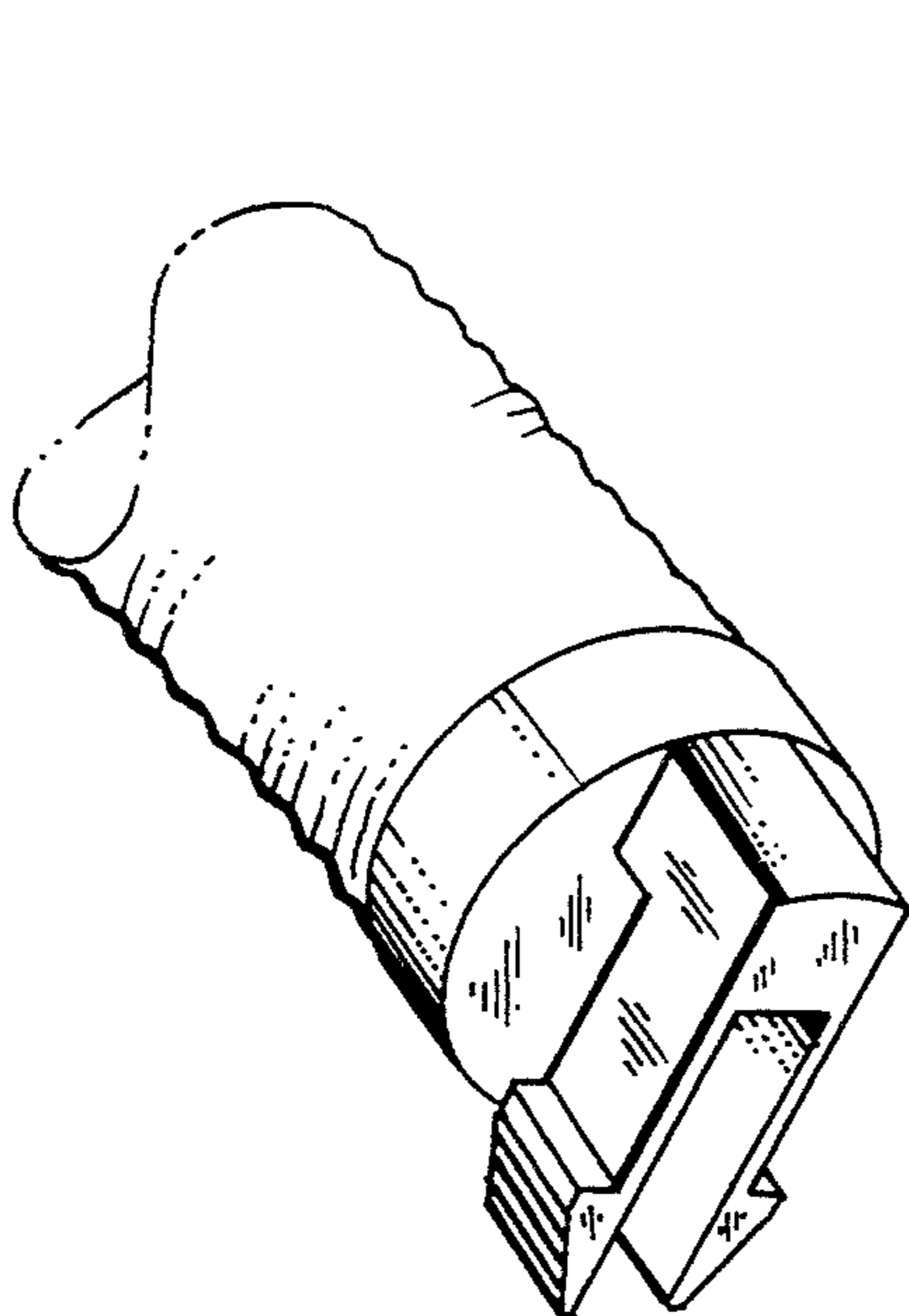


FIG. 6

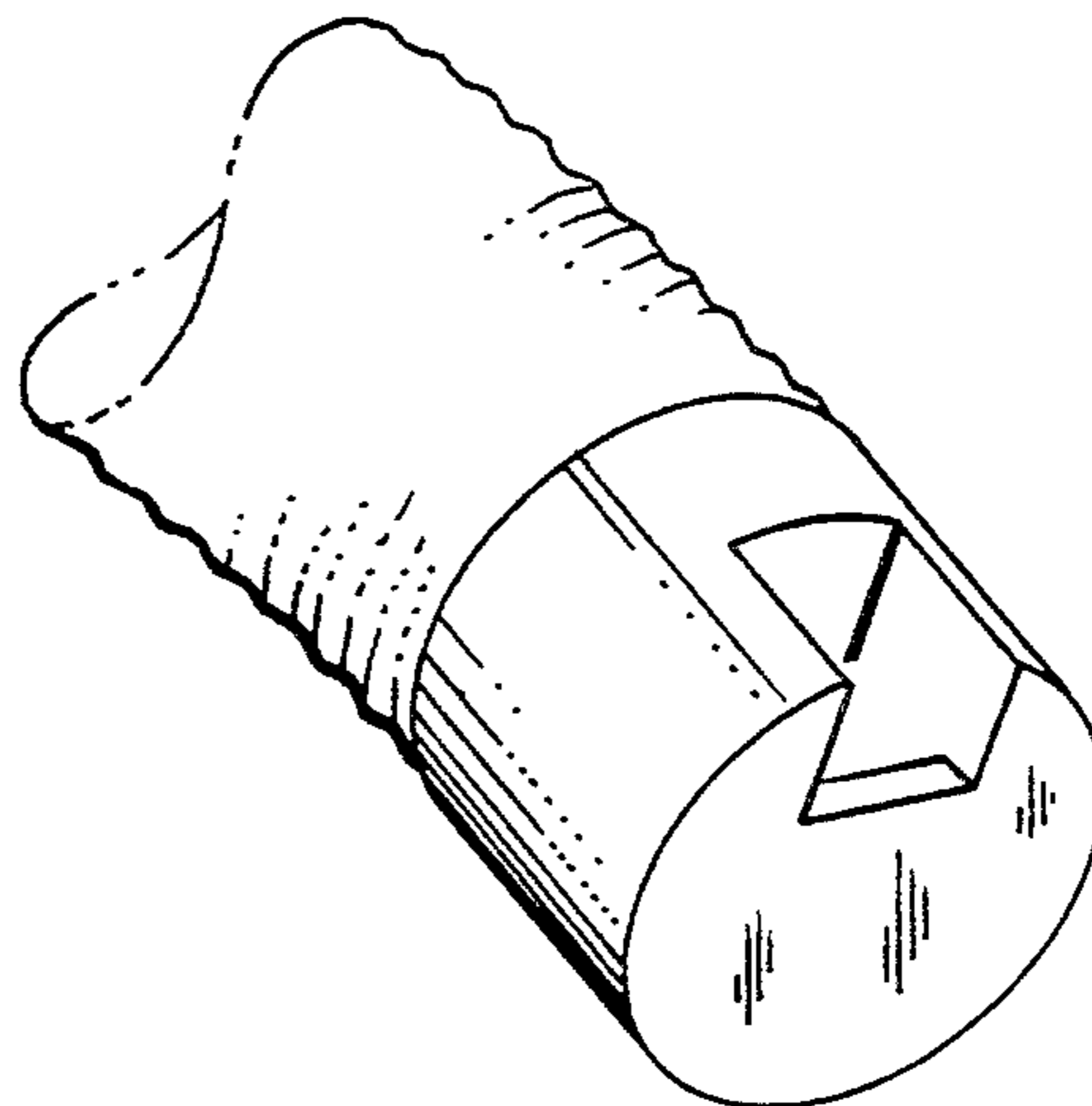


FIG. 7