



US00D360727S

**United States Patent** [19]  
**Trubiano**

[11] **Patent Number: Des. 360,727**

[45] **Date of Patent: \*\* Jul. 25, 1995**

[54] **BASKET WALL WITH WAVE FORM WIRE MEMBER**

[76] Inventor: **Antoine Trubiano**, 171 Marien Avenue, Montreal East, Quebec, Canada, H1B 5V1

[\*\*] Term: **14 Years**

[21] Appl. No.: **28,851**

[22] Filed: **Sep. 23, 1994**

[52] U.S. Cl. .... **D34/27; D34/19**

[58] Field of Search ..... **D34/12, 17, 27, 19; 280/79.3, 33.991, 33.992**

[56] **References Cited**

**U.S. PATENT DOCUMENTS**

3,402,497	9/1968	Swain	.....	280/33.992
4,616,839	10/1986	Trubiano	.....	280/33.991
5,331,756	7/1994	Rehrig	.....	280/33.991

**FOREIGN PATENT DOCUMENTS**

2200083 7/1988 United Kingdom ..... 280/33.992

*Primary Examiner*—Kay H. Chin

[57] **CLAIM**

The ornamental design for a basket wall with wave form wire member, as shown and described.

**DESCRIPTION**

FIG. 1 is a perspective view of a basket wall with wave form wire member showing my new design;

FIG. 2 is a side view of FIG. 1;

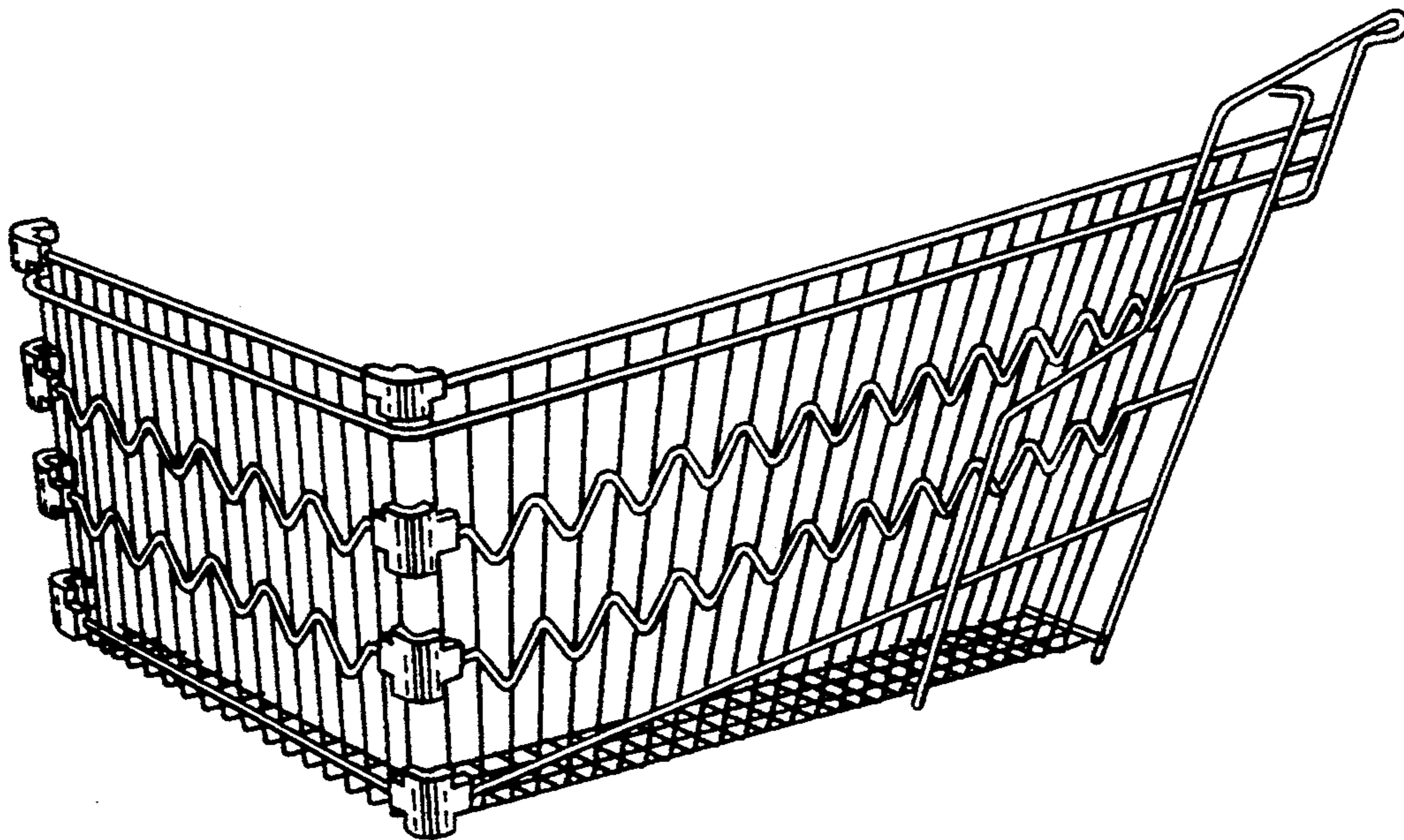
FIG. 3 is a section view through section lines 3—3 of FIG. 2;


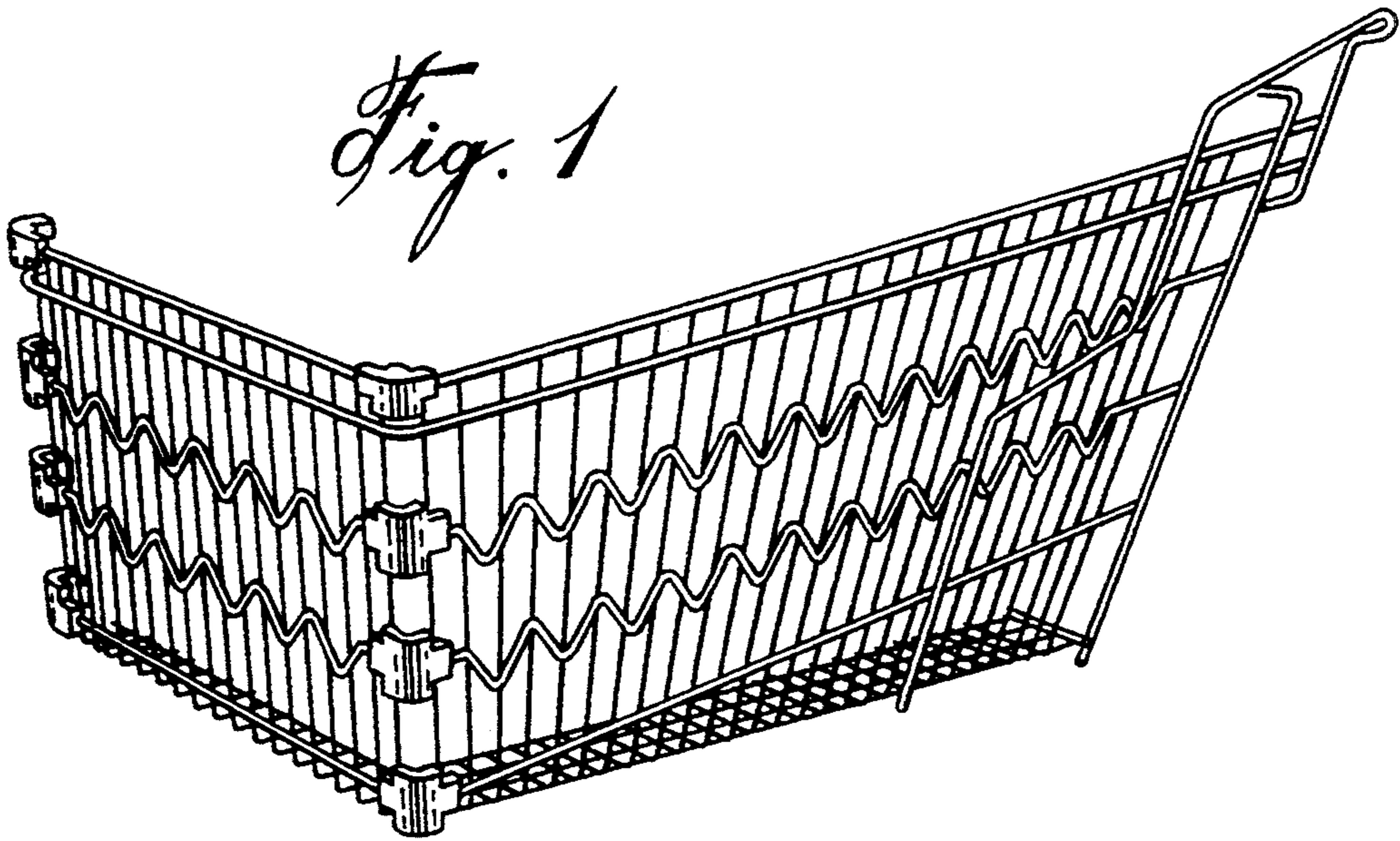
FIG. 4 is a section view through section lines 4—4 of FIG. 2;

FIG. 5 is a perspective view of a second embodiment of the basket wall with wave form wire member;

FIG. 6 is a side view of FIG. 5; and,

FIG. 7 is a cross-section view along cross-section lines 7—7 of FIG. 6.





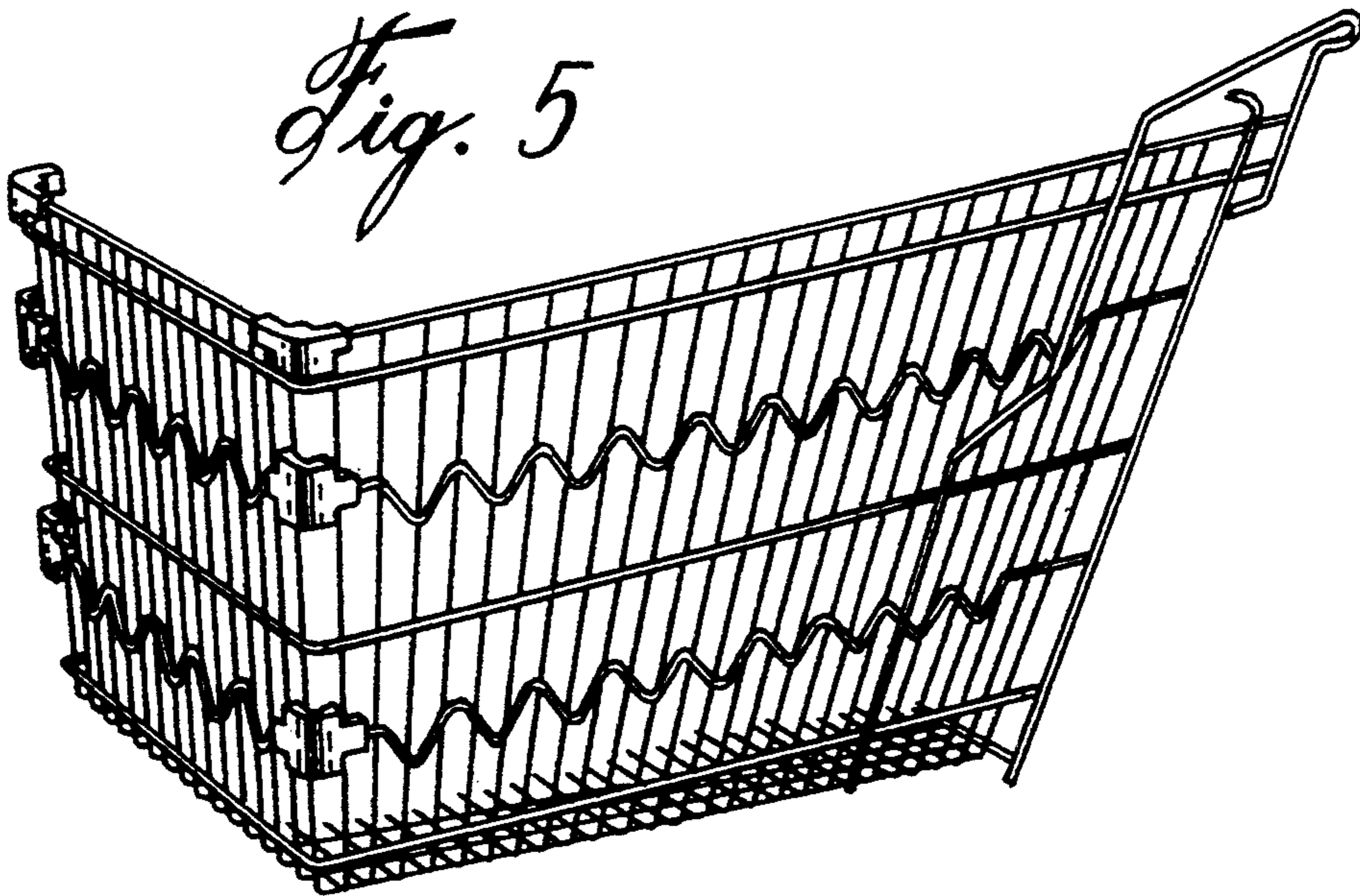
*Fig. 2*



*Fig. 3*



*Fig. 4*



*Fig. 6*



*Fig. 7*