



US00D360716S

# United States Patent [19]

Ertz et al.

[11] Patent Number: **Des. 360,716**

[45] Date of Patent: **\*\* Jul. 25, 1995**

[54] CLOTHES DRYER

[75] Inventors: **Lawrence J. Ertz, Amama, Iowa;**  
**Robert S. Huff, Oak Park, Ill.;**  
**Douglas V. Montgomery,**  
**Willowbrook, Ill.; Gregg C.**  
**Montgomery, Hinsdale, Ill.**

[73] Assignee: **Amana Refrigeration Inc., Amana,**  
**Iowa**

[\*\*] Term: **14 Years**

[21] Appl. No.: **13,926**

[22] Filed: **Oct. 6, 1993**

[52] U.S. Cl. .... **D32/8**

[58] Field of Search ..... **D32/6, 8, 1, 10, 12;**  
**34/59, 108, 596, 603, 608, 610; 68/63, 139, 171,**  
**19, 17 R, 12.01, 12.06, 12.08, 12.26, 13 A, 17 A**

[56]

### References Cited

#### U.S. PATENT DOCUMENTS

D. 292,630	11/1987	Nagai et al. ....	D32/8
2,798,307	7/1957	Reiter .....	34/610
4,422,247	12/1983	Deschaaf .....	D32/8
5,127,169	7/1992	Ellingson .....	34/603
5,243,771	9/1993	Kretchman et al. ....	34/108
5,253,433	10/1993	Frey .....	34/603

*Primary Examiner*—Cathy Anne MacCormac  
*Attorney, Agent, or Firm*—William R. Clark

[57]

### CLAIM

The ornamental design for a clothes dryer, as shown.

### DESCRIPTION

FIG. 1 is a top front perspective view of a clothes dryer showing our new design;  
FIG. 2 is a front elevational view;  
FIG. 3 is a left side elevational view;  
FIG. 4 is a right side elevational view;  
FIG. 5 is a top view;  
FIG. 6 is a rear elevational view; and,  
FIG. 7 is a bottom plan view.




fig. 1




Fig. 2

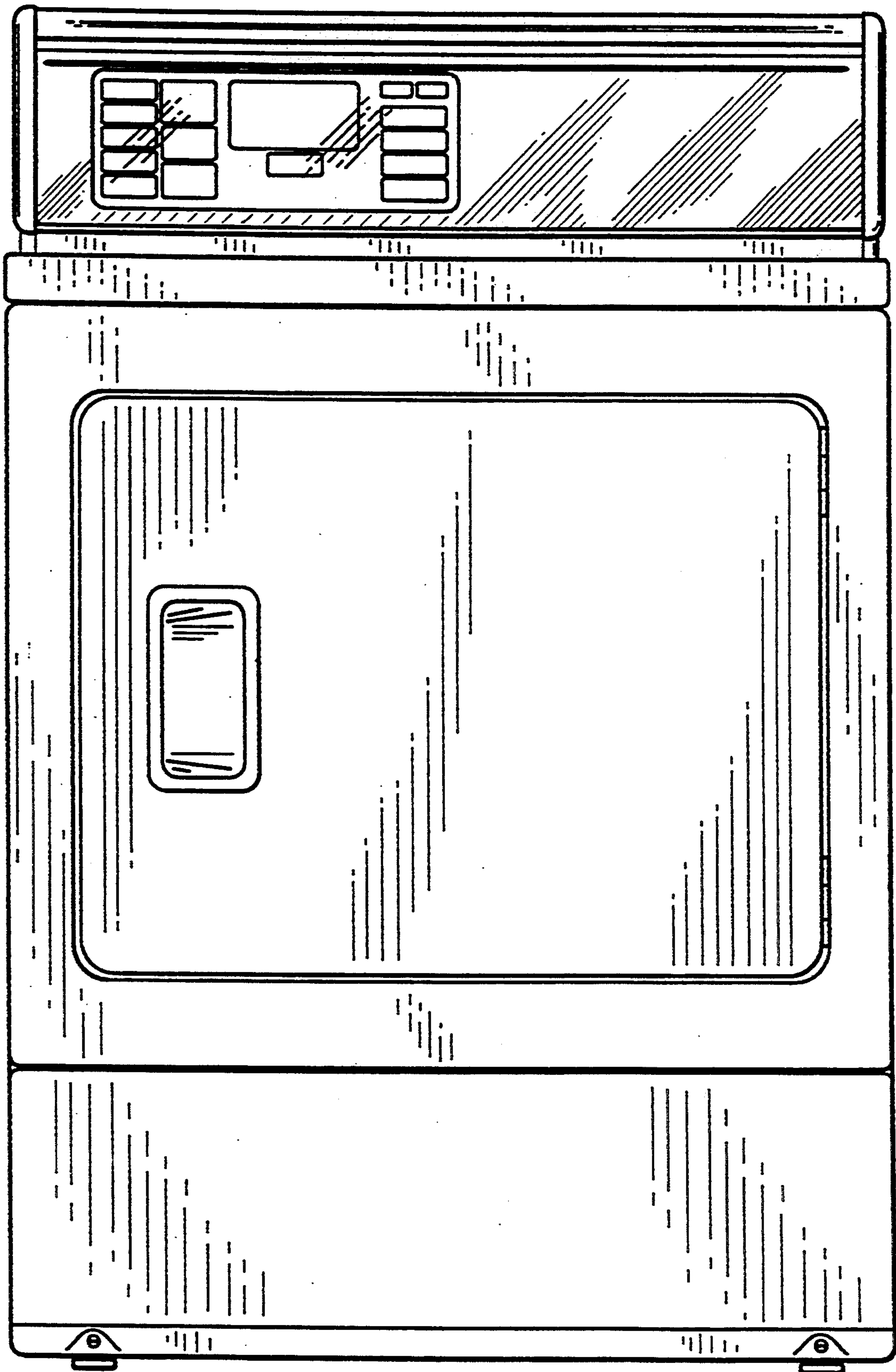


Fig. 3




fig. 4




fig. 5

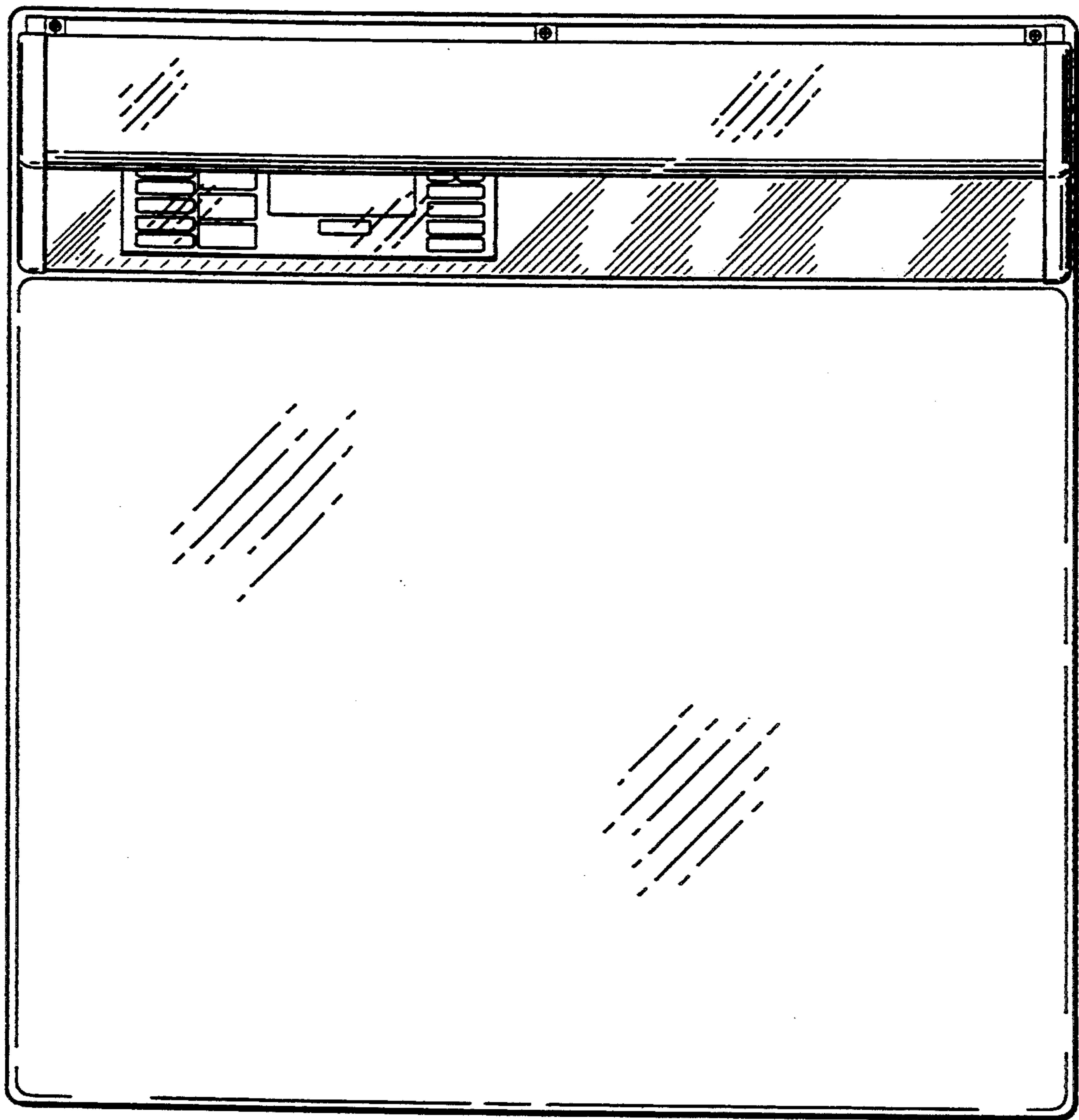


Fig. 6




Fig. 7

