



US00D360688S

United States Patent [19]

[11] Patent Number: **Des. 360,688**

Ferragamo et al.

[45] Date of Patent: **** Jul. 25, 1995**

[54] **COMBINED PROXIMAL END AND SHAFT OF A LOW PROFILE SURGICAL SUTURE KNOT PUSHER**

FOREIGN PATENT DOCUMENTS

0305885 6/1971 U.S.S.R. 606/139
0929090 5/1982 U.S.S.R. 606/148

[75] Inventors: **Michael C. Ferragamo**, North Dighton; **Joseph H. Sklar**, Longmeadow; **Charles H. Brown, Jr.**, Wellesley, all of Mass.

OTHER PUBLICATIONS

Jenson, M. L. "Review of Present Treatments for Torn Menisci and Design of New Arthroscopic Suturing Instruments for Meniscus Repair", MIT Thesis pp. 50-51 (May, 1983).

Bartlett, E. C., MD "Principles of Knot Delivery in Intra-Articular Suturing for Arthroscopic Procedures", American Journal of Arthroscopy pp. 13-15 (vol. I No. 6 Aug., 1991).

Arthrex Brochure (1991) p. 26.

Primary Examiner—A. Hugo Word

Assistant Examiner—I. Simmons

Attorney, Agent, or Firm—Douglas E. Denninger; Ari M. Bai

[73] Assignee: **American Cyanamid Company**, Wayne, N.J.

[**] Term: **14 Years**

[21] Appl. No.: **4,866**

[22] Filed: **Feb. 16, 1993**

[52] U.S. Cl. **D24/145; D24/133**

[58] Field of Search **D24/147, 145, 133, 138; D3/28; 606/148, 139-144; 289/17**

[57] CLAIM

The ornamental design for a combined proximal end and shaft of a low profile surgical suture knot pusher, as shown and described.

[56] References Cited

U.S. PATENT DOCUMENTS

2,595,086	4/1952	Larzelere	128/326
3,763,860	10/1973	Clarke	128/334
4,602,635	7/1986	Mulhollan et al.	128/334
4,923,461	5/1990	Caspari et al.	606/146
4,935,027	6/1990	Yook	606/146
4,961,741	10/1990	Hayhurst	606/139
5,053,043	10/1991	Gottesman et al.	606/148
5,084,058	1/1992	Li	606/148
5,176,691	1/1993	Pierce	606/148
5,192,287	3/1993	Fournier et al.	606/139
5,201,744	4/1993	Jones	606/148
5,234,445	8/1993	Walker et al.	606/148
5,250,054	10/1993	Li	606/1
5,269,791	12/1993	Maggelo et al.	606/1 X
5,282,809	2/1994	Kammerer et al.	606/148
5,290,300	3/1994	Cosgrove et al.	606/148
5,292,327	3/1994	Dodd et al.	606/148

DESCRIPTION

FIG. 1 is a top plan view of a combined proximal end and shaft of a low profile surgical suture knot pusher showing our new design;

FIG. 2 is a side elevational view thereof;

FIG. 3 is a front elevational view thereof;

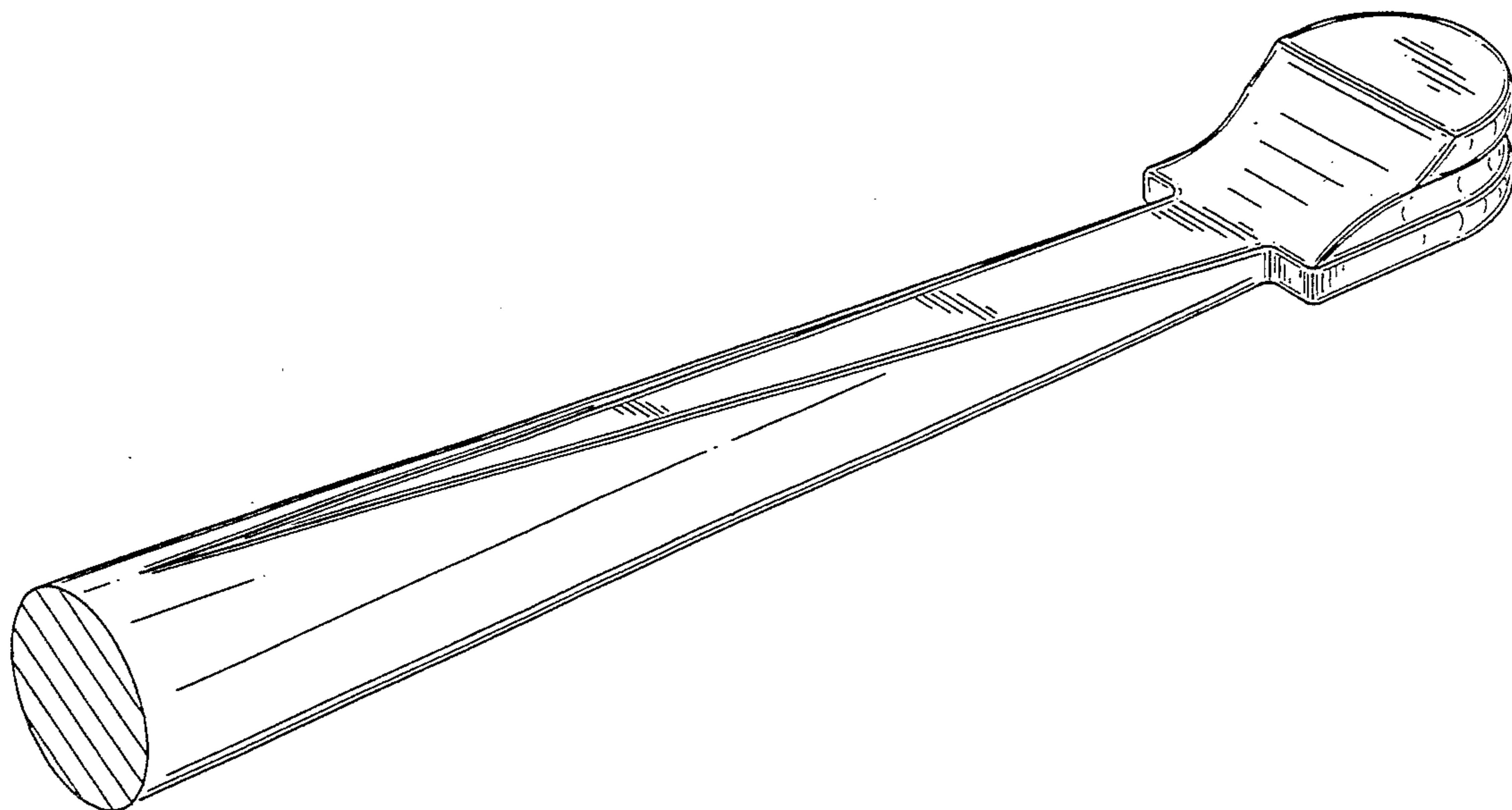
FIG. 4 is a side elevational view thereof, opposite that shown in FIG. 2;

FIG. 5 is a bottom plan view thereof;

FIG. 6 is a cross-sectional view thereof, taken along line 6-6 of FIG. 1; and,

FIG. 7 is a perspective view thereof.

The broken line showing of the shaft and handle in the FIGS. 1,2,4,and 5 is for illustrative purposes only and forms no part of the claimed design.



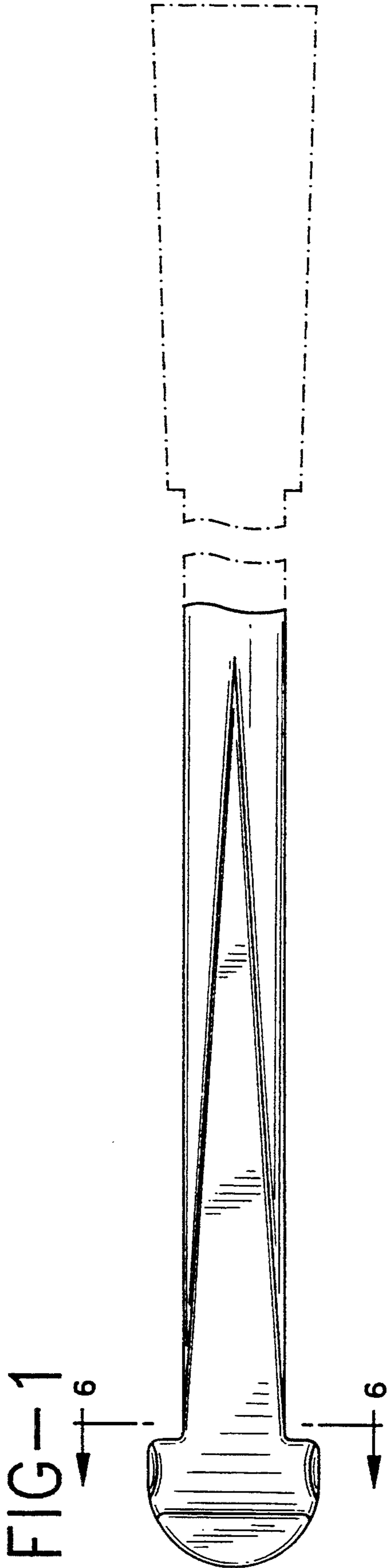


FIG-2



FIG-3

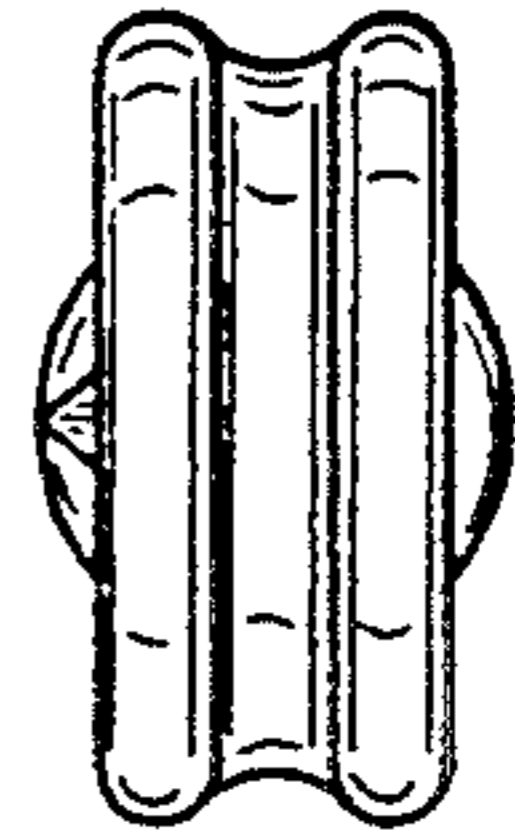


FIG-4



FIG-5

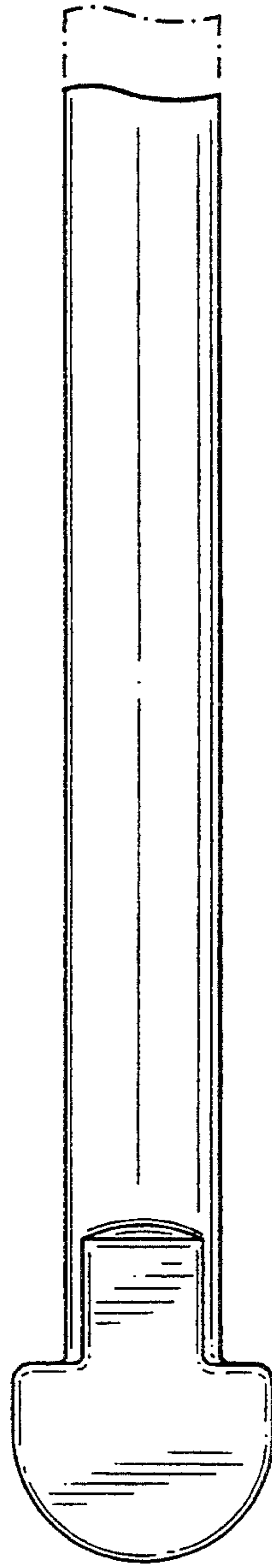


FIG-6

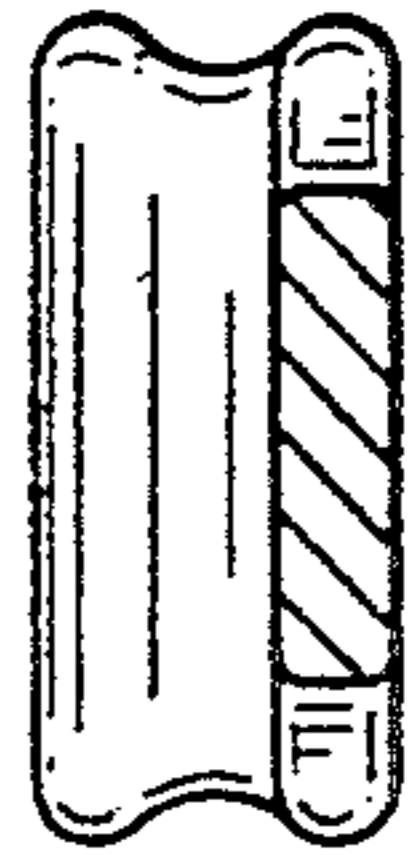


FIG-7

