



US00D360674S

United States Patent [19]

[11] **Patent Number: Des. 360,674**

McClellan

[45] **Date of Patent: ** Jul. 25, 1995**

[54] **COMBINED SAFETY AND SELF-DEFENSE
SPRAY DISPENSER**

[76] **Inventor: Roderick G. McClellan**, 4925 E. Lake Rd., Cazenovia, N.Y. 13035

[**] **Term: 14 Years**

[21] **Appl. No.: 18,812**

[22] **Filed: Feb. 16, 1994**

[52] **U.S. Cl. D22/117; D26/38**

[58] **Field of Search D26/37, 38; D23/213, D23/228, 226; 273/84 ES, 84 R; D22/117; D9/300; 362/190, 197, 158, 184**

[56] **References Cited**

U.S. PATENT DOCUMENTS

D. 215,934	11/1969	Litman	D22/117
D. 249,535	9/1978	Cantor	D22/117
D. 303,137	8/1989	Brown	D22/117
D. 330,942	11/1992	Leung	D26/37
D. 335,817	5/1993	Greubel	D9/300
D. 351,640	10/1994	de Anda et al.	D22/117
1,119,663	12/1914	Swallow	D26/37 X

OTHER PUBLICATIONS

U.S. Cavalry, Spring 1992, p. 101. Item R—Protector Light.

Primary Examiner—Doris V. Coles
Attorney, Agent, or Firm—Harris Beach & Wilcox

[57] **CLAIM**

The ornamental design for a combined safety light and self-defense spray dispenser, as shown and described.

DESCRIPTION

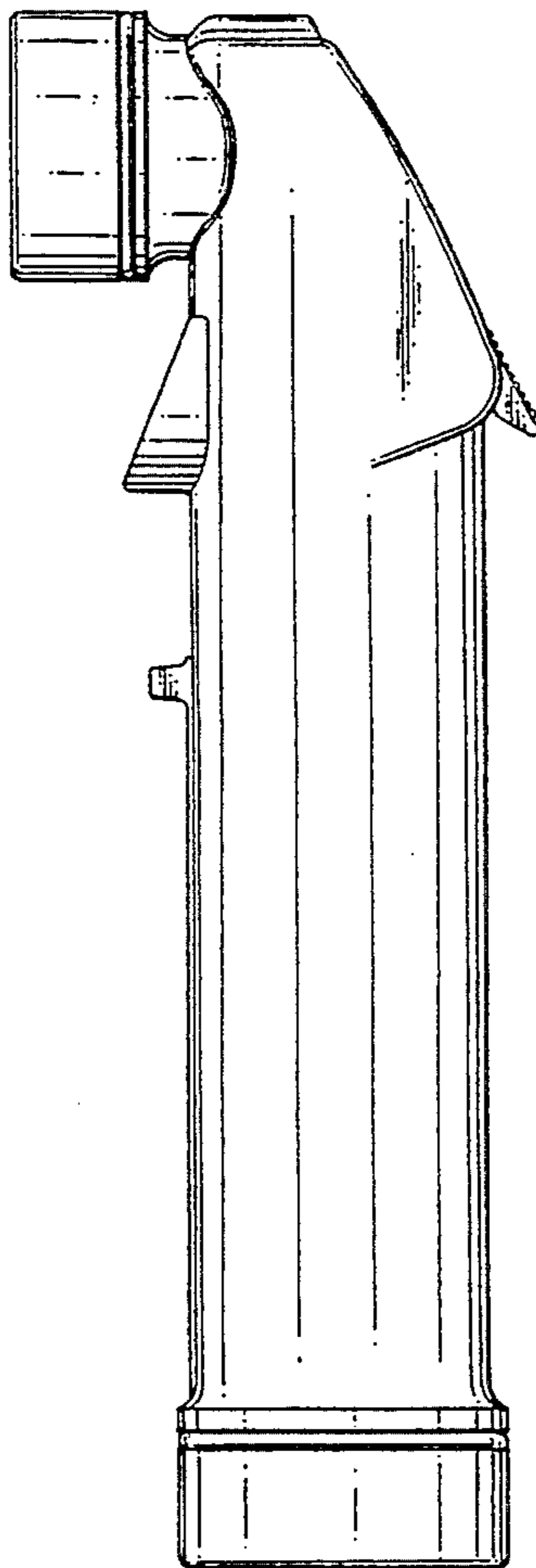
FIG. 1 is a front elevational view of a combined safety light and self-defense spray dispenser illustrating my new design;

FIG. 2 is a right side elevational view of the self-defense spray dispenser shown in FIG. 1, the left side elevational view being identical to the right side;

FIG. 3 is a rear elevation view of my new design for a combined safety light and self-defense spray dispenser;

FIG. 4 is a top view of my new combined safety light and self-defense spray dispenser design as illustrated in FIGS. 1, 2 and 3; and,

FIG. 5 is a bottom view of my new combined safety light and self-defense spray dispenser design as illustrated in FIGS. 1, 2 and 3.



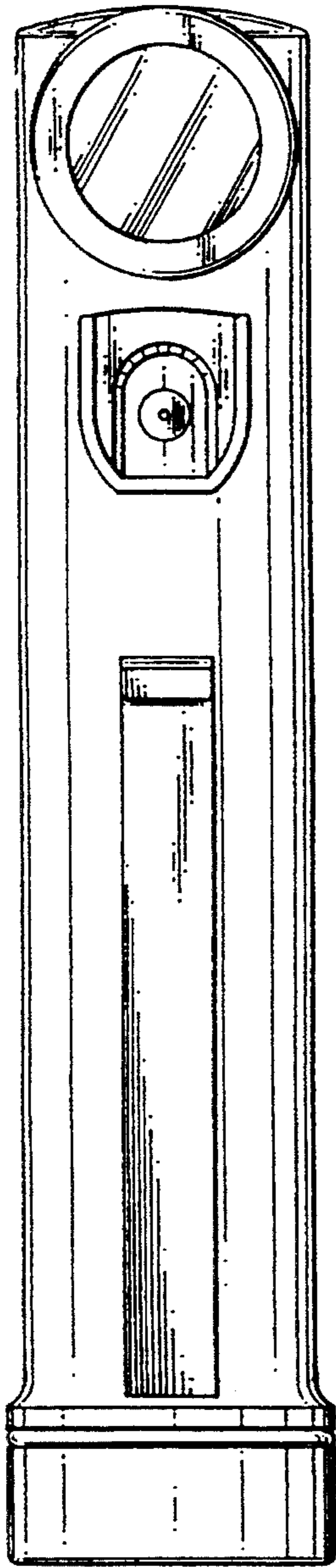


FIG. 1

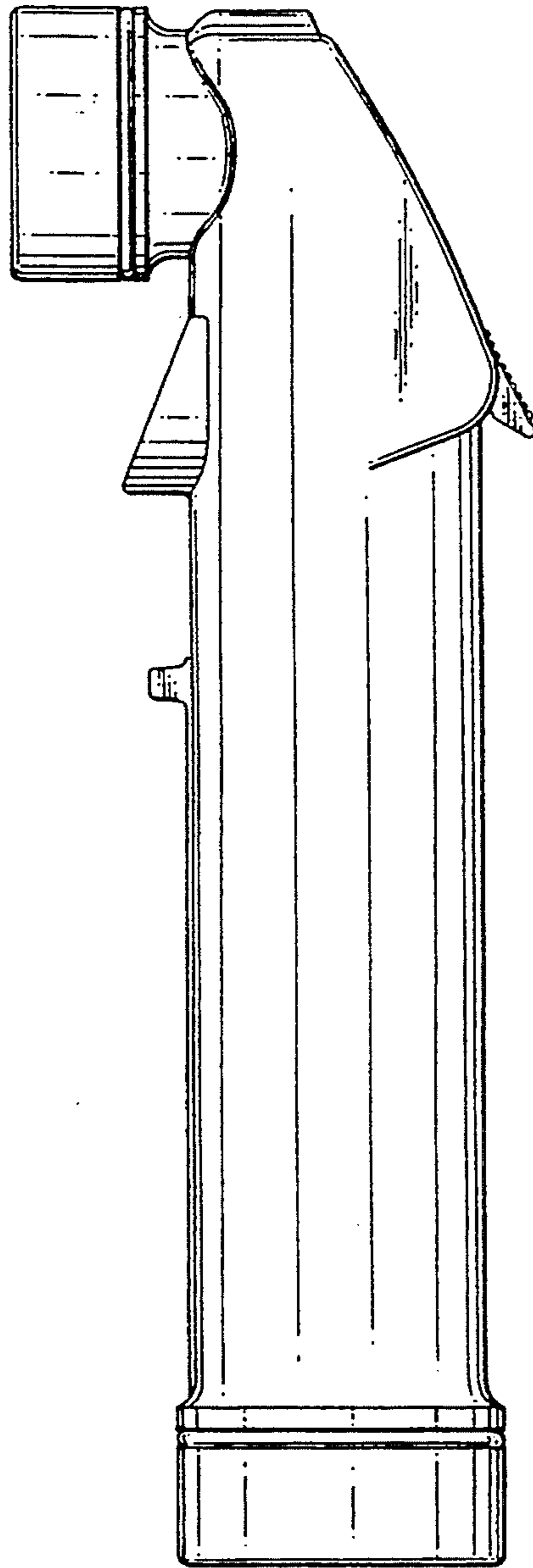


FIG. 2

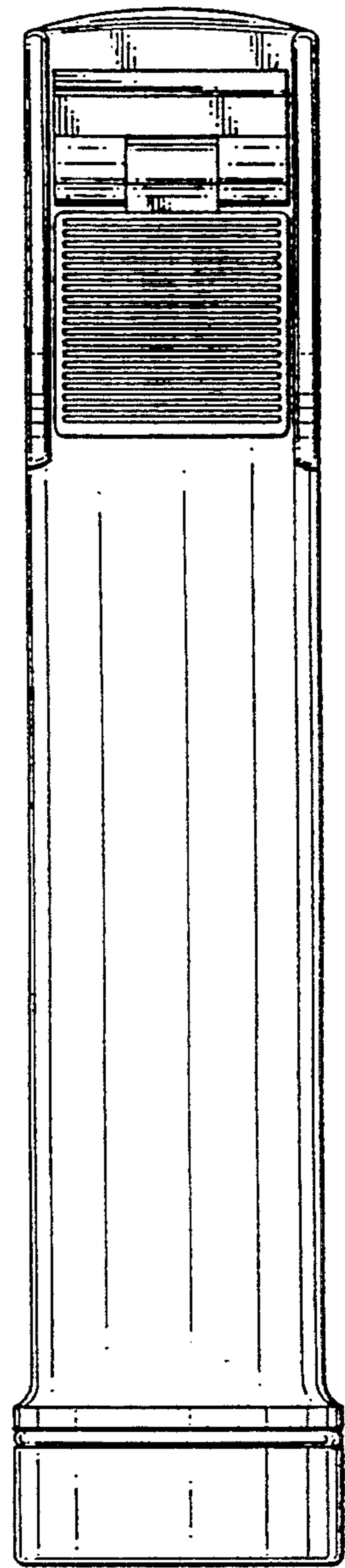


FIG. 3

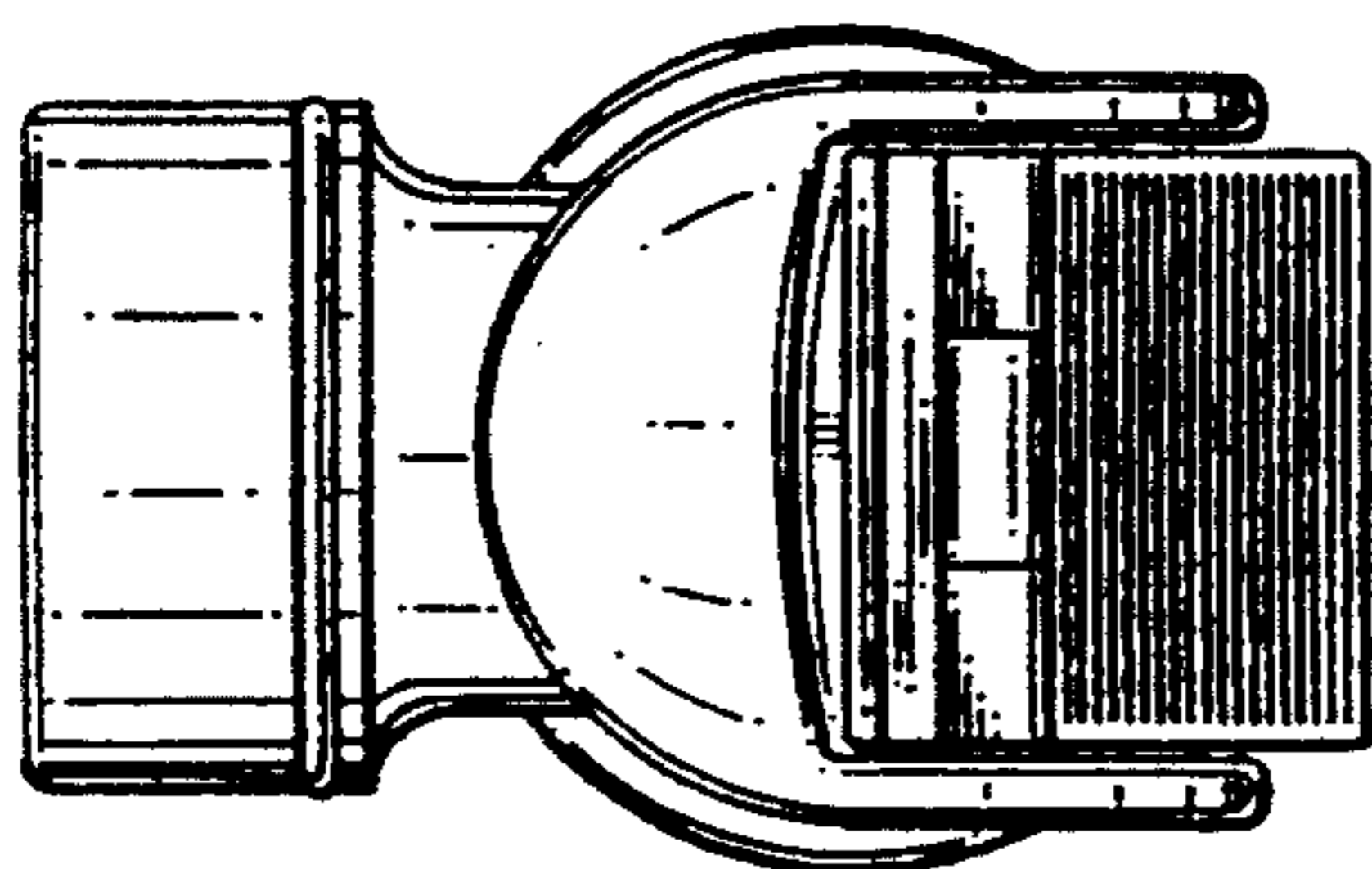


FIG. 4

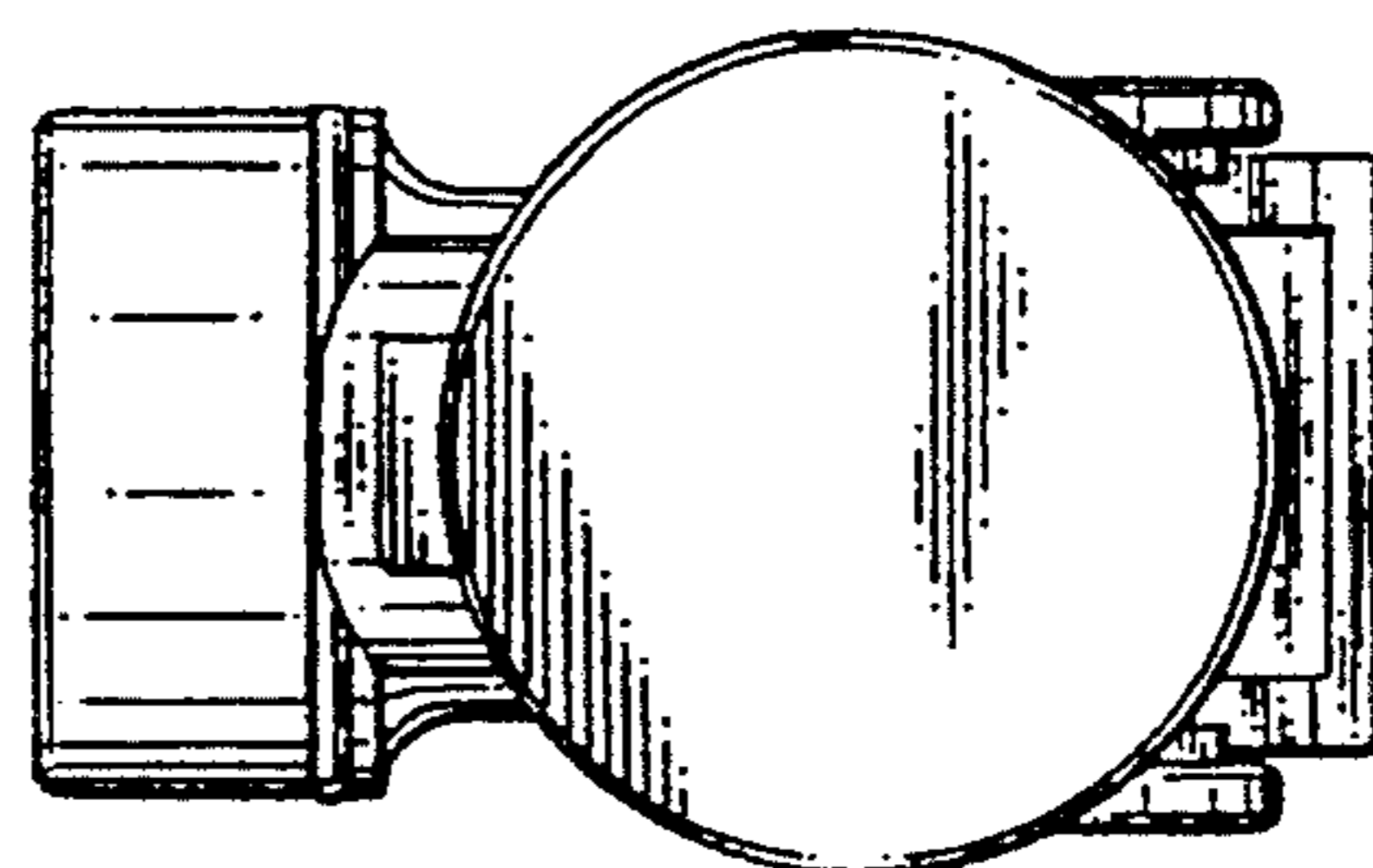


FIG. 5