



US00D360650S

United States Patent [19]
Irby

[11] **Patent Number: Des. 360,650**

[45] **Date of Patent: ** Jul. 25, 1995**

[54] **WRITING INSTRUMENT**

[75] **Inventor: Jay B. Irby, Hurst, Tex.**
[73] **Assignee: American National Supply, Inc., Arlington, Tex.**
[**] **Term: 14 Years**

[21] **Appl. No.: 27,381**

[22] **Filed: Aug. 19, 1994**

[52] **U.S. Cl. D19/51; D19/48; D19/56; D19/57**

[58] **Field of Search D19/35, 36, 41-51, D19/54-58, 81-85; 401/99, 100, 102, 104, 116, 209, 243-247; 24/10 R, 11 R, 11 PP, 11 CC, 11 HC, 11 S, 11 M, 11 P**

[56] **References Cited**

U.S. PATENT DOCUMENTS

D. 84,249	5/1931	Larsen	D19/48
D. 86,767	4/1932	Esterow	D19/56
D. 87,525	8/1932	Kahn	D19/49
D. 103,812	3/1937	Esterow	D19/56
D. 103,816	3/1937	Esterow	D19/56
D. 143,176	12/1945	Whitehouse	D19/51
D. 262,463	12/1981	Delcroix	D19/48 X
D. 280,420	9/1985	Verhaeque	D19/48
D. 323,852	2/1992	Gomez	D19/48
D. 355,441	2/1995	Rosenbaum	D19/51

OTHER PUBLICATIONS

Waterman Pen Company catalog, 1993 edition, pp. 13, 21, 29, 37, 43, 55.
Pen World Magazine, vol. 7 #6 (Jul., Aug. 1994), pp. 2, 21, 36, 40, 45, 49 & front & back inside covers.
Office Depot catalog (Oct. 1994), pp. 2B, 3B, 4B.

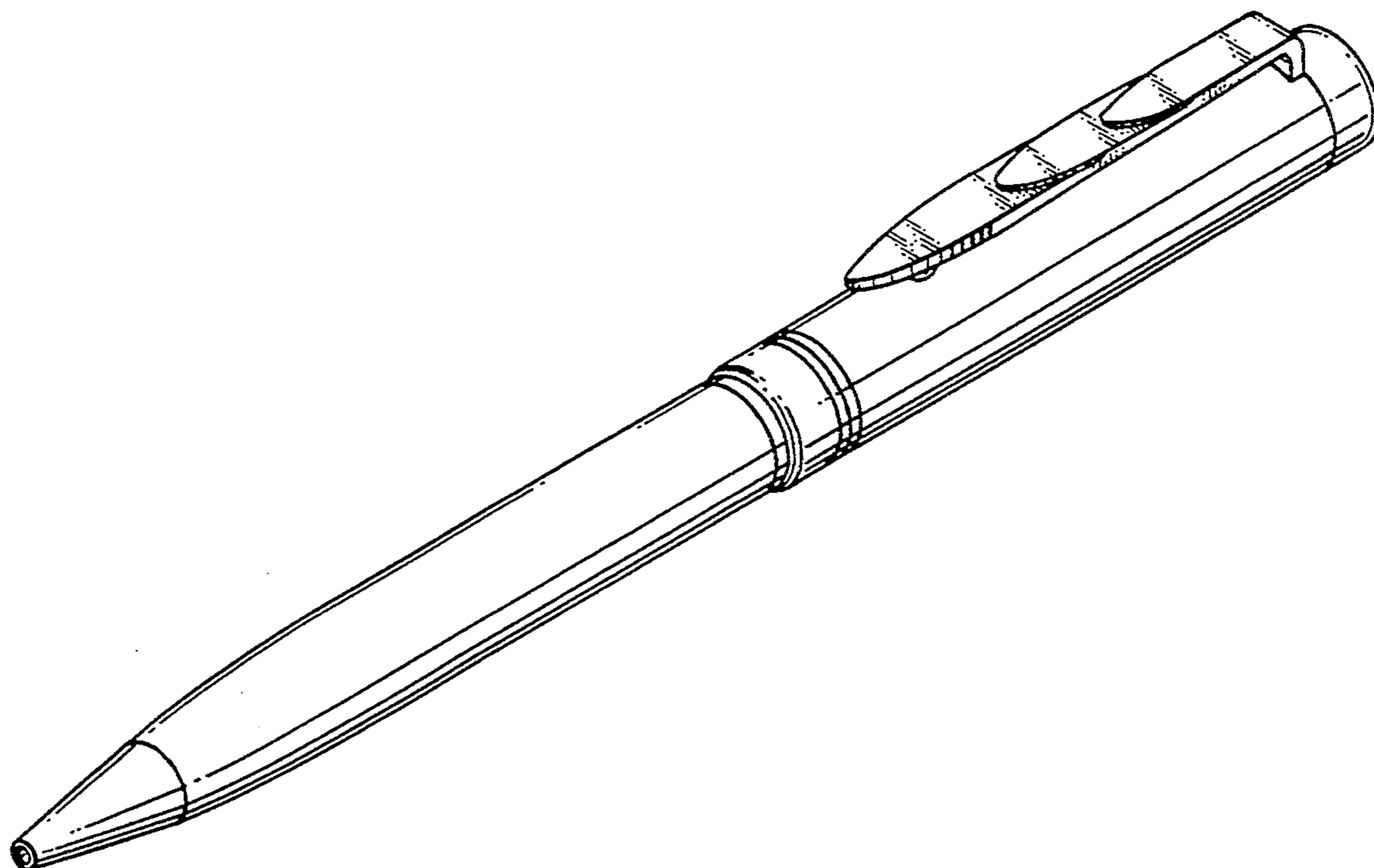
Primary Examiner—Martie Thompson
Attorney, Agent, or Firm—Guy V. Manning

[57] **CLAIM**

The ornamental design for a writing instrument, as shown and described.

DESCRIPTION

FIG. 1 is a perspective view of the writing instrument showing the new design;
FIG. 2 is a front elevation view of the writing instrument of FIG. 1;
FIG. 3 is a right side elevation view of the writing instrument as shown in FIG. 2, the left side elevation view being the mirror image of the view in FIG. 3;
FIG. 4 is a bottom view of the writing instrument shown in FIG. 2;
FIG. 5 is a top plan view of the writing instrument shown in FIG. 2, the indicia depicted by means of broken lines being for illustrative purposes only and forming no part of the claimed design; and,
FIG. 6 is a rear elevation view of the writing instrument of FIG. 2.



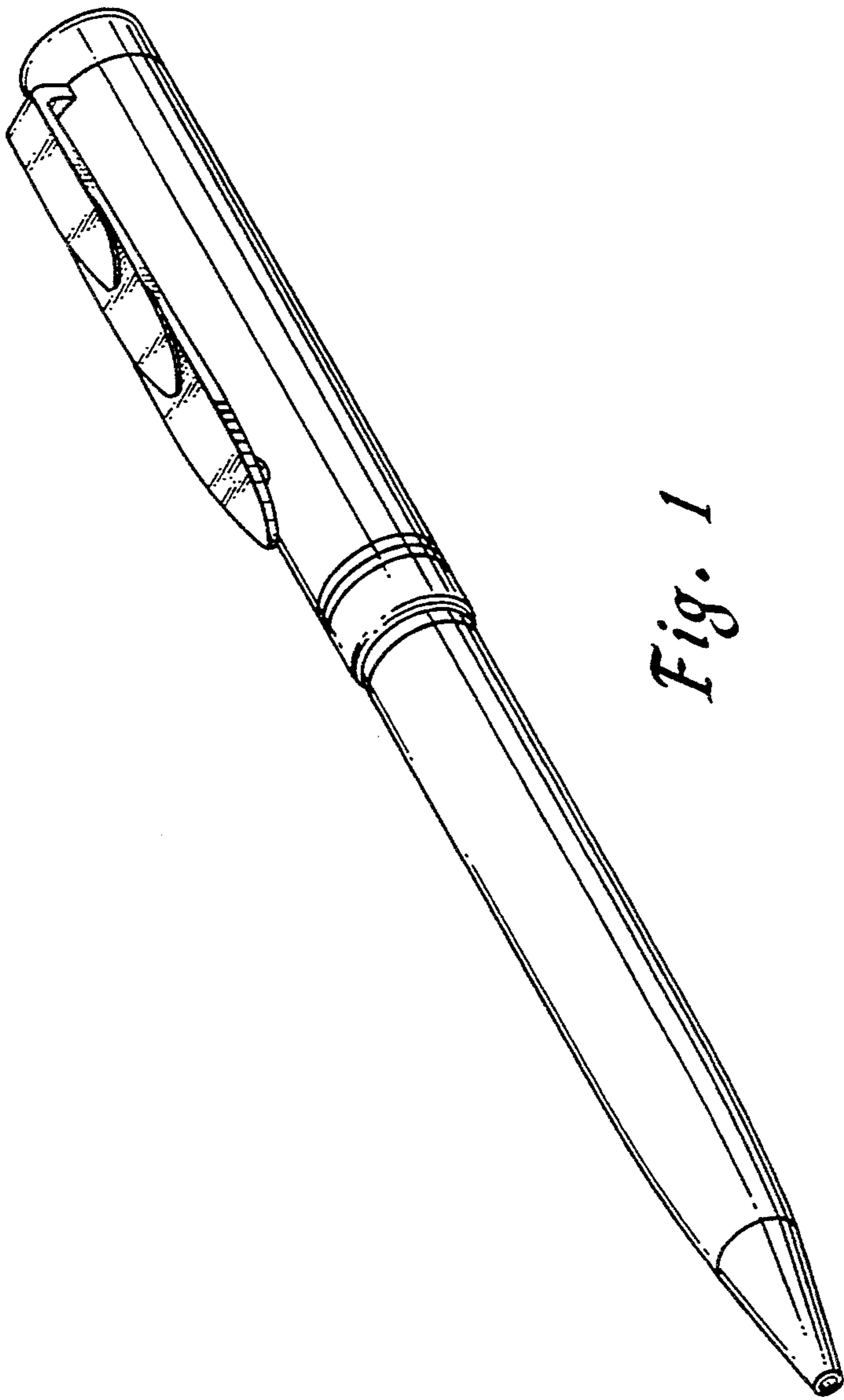


Fig. 1

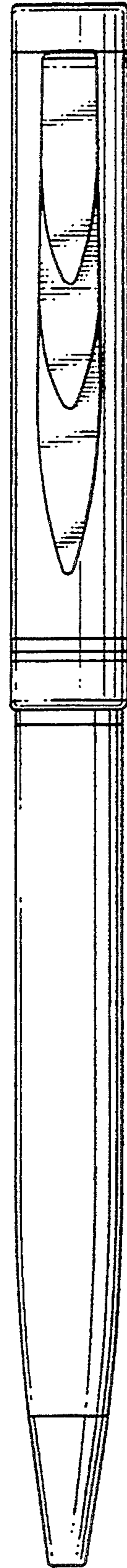


Fig. 2

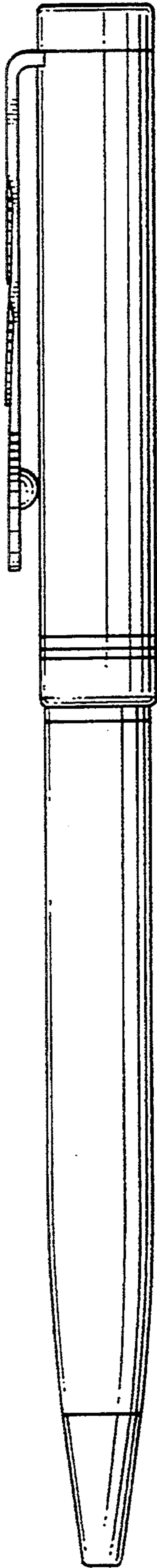


Fig. 3

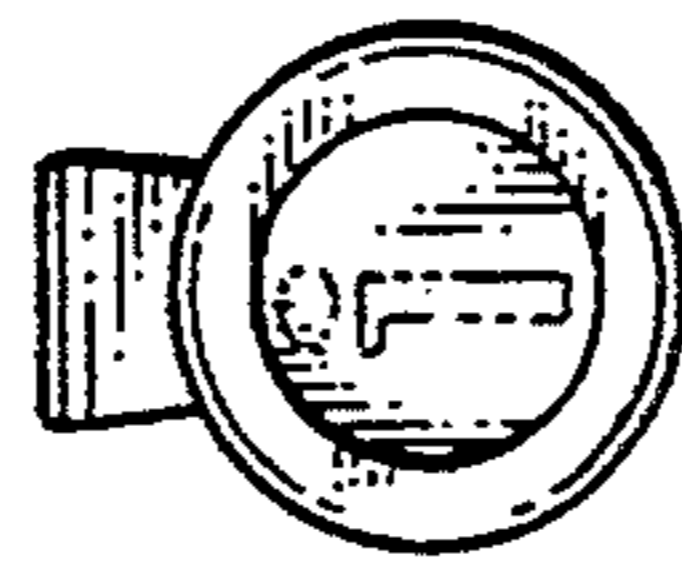


Fig. 5

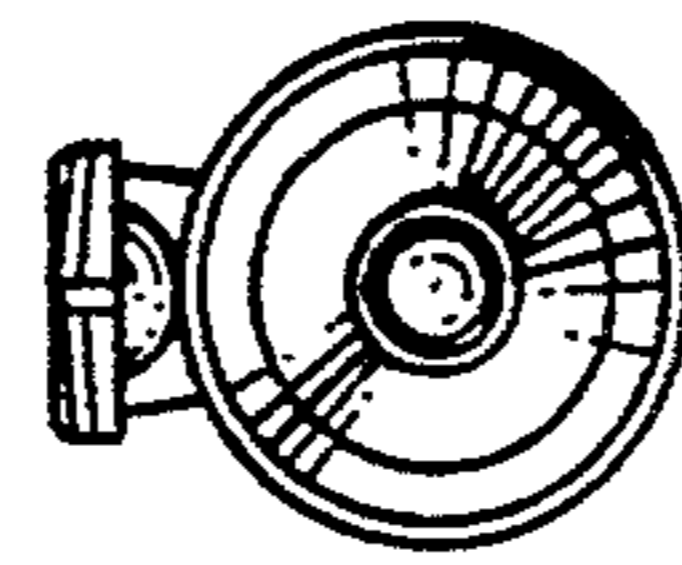


Fig. 4

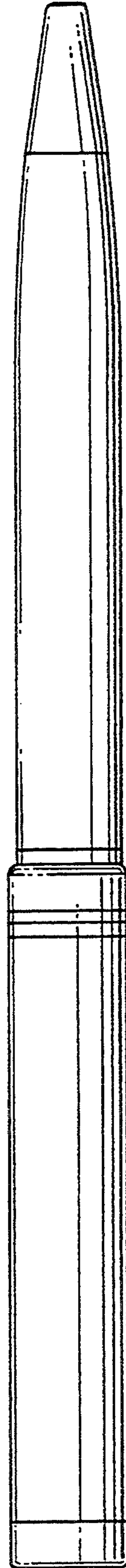


Fig. 6