



US00D360642S

**United States Patent** [19]  
**Loudon**

[11] **Patent Number: Des. 360,642**

[45] **Date of Patent: \*\* Jul. 25, 1995**

[54] **SCREENED FUNNEL**

[75] **Inventor: Robert A. Loudon, Minnetonka, Minn.**

[73] **Assignee: STI Plastics, Inc., St. Bonifacius, Minn.**

[\*\*] **Term: 14 Years**

[21] **Appl. No.: 28,055**

[22] **Filed: Sep. 6, 1994**

[52] **U.S. Cl. .... D15/150**

[58] **Field of Search ..... D7/700; D15/150, 151, D15/152; D23/209; 144/97, 391, 297, 298, 299, 300**

4,951,721 8/1990 Moore et al. .... 141/98  
 5,018,559 5/1991 Branan ..... 141/98 X  
 5,117,878 6/1992 Shaw et al. .... 141/106 X  
 5,143,178 9/1992 Latham, Jr. .... 141/98 X  
 5,291,921 3/1994 Devine ..... 141/106 X

*Primary Examiner—Antoine Duval Davis*  
*Attorney, Agent, or Firm—Palmatier, Sjoquist & Helget*

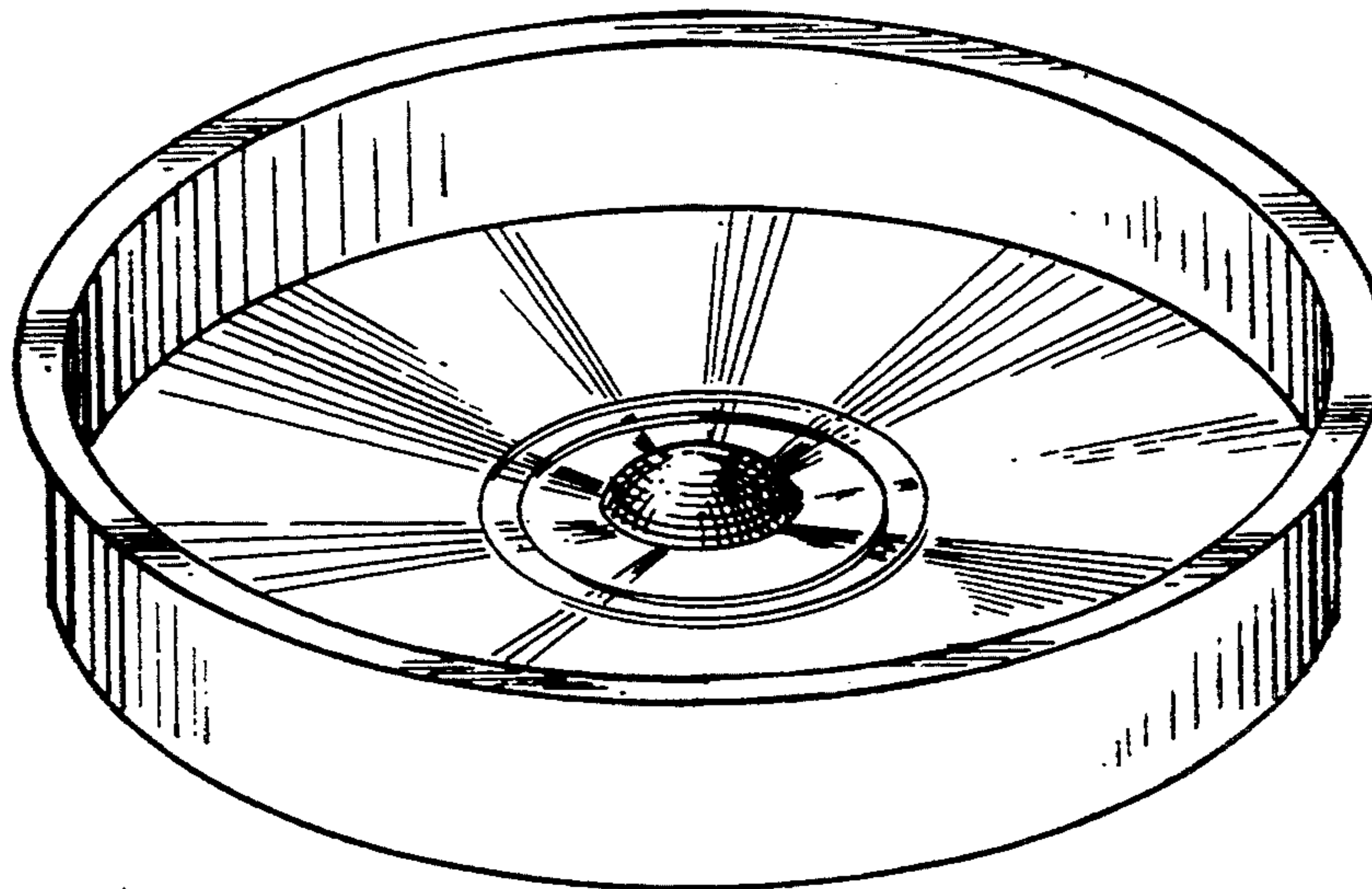
[57] **CLAIM**

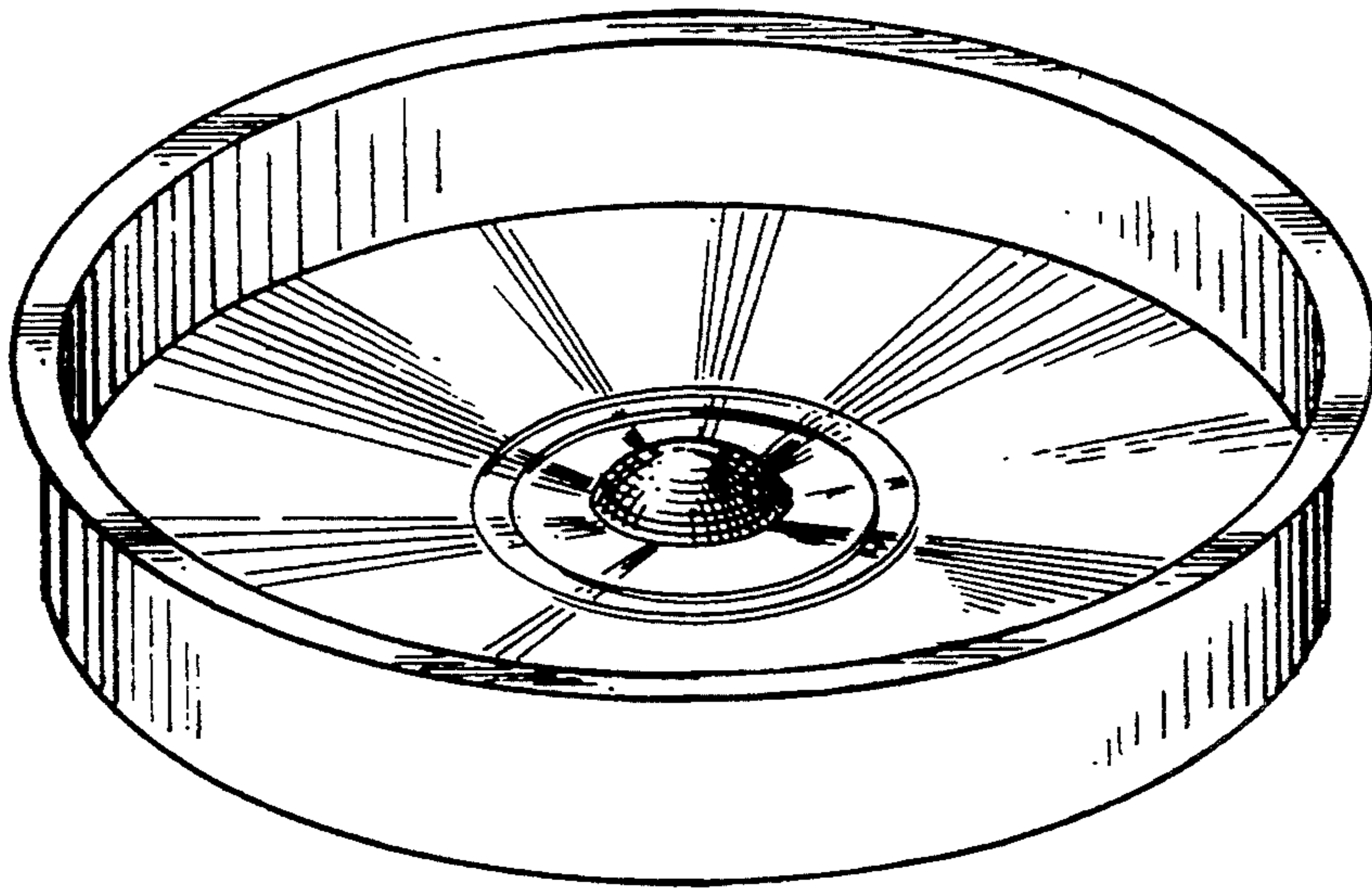
The ornamental design for a screened funnel, as shown and described.

**DESCRIPTION**

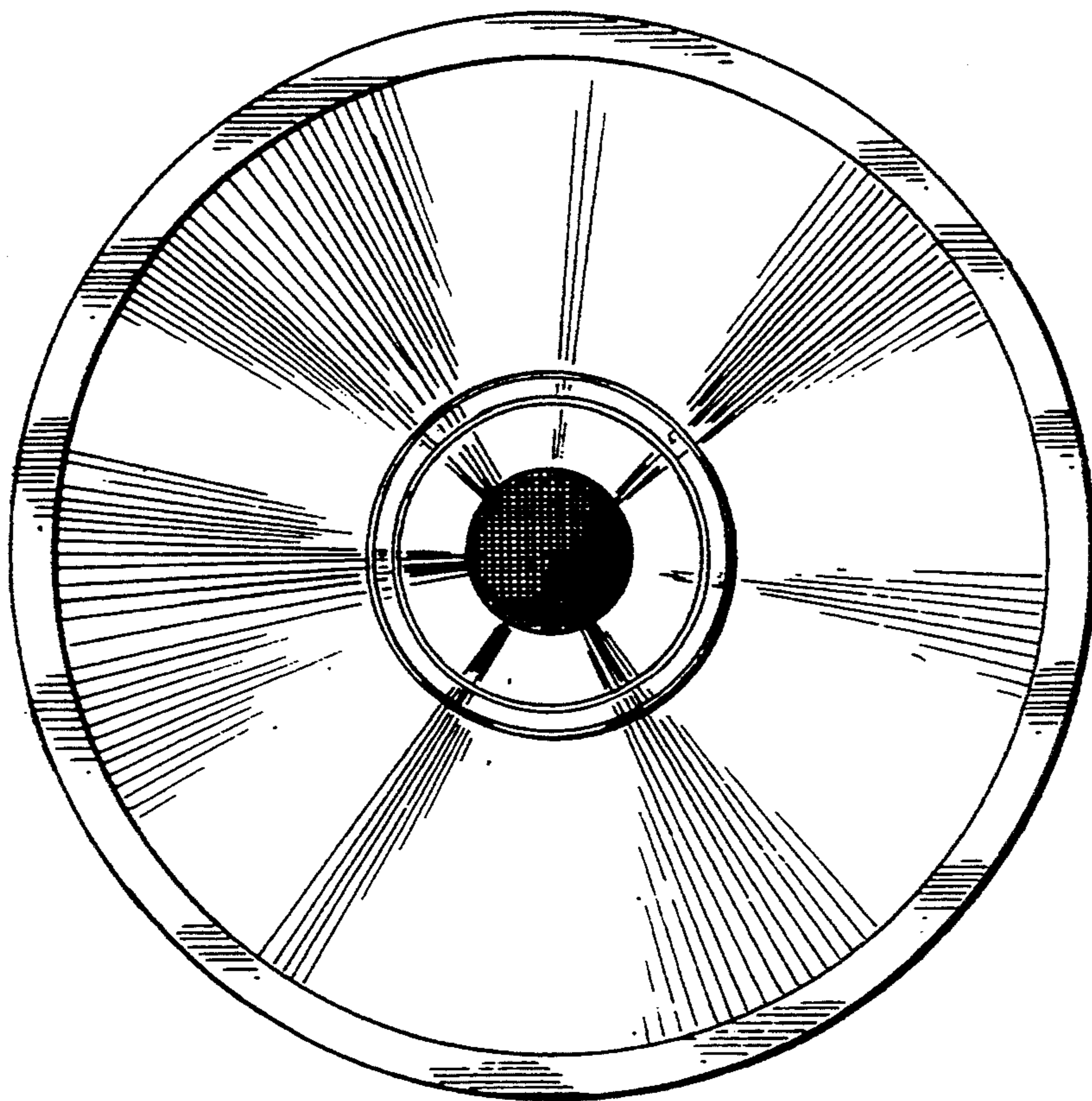
FIG. 1 is perspective view of a screened funnel showing my new design;  
 FIG. 2 is a top plan view;  
 FIG. 3 is a side elevational view which is the same from all sides; and,  
 FIG. 4 is a bottom plan view.

[56] **References Cited**  
**U.S. PATENT DOCUMENTS**  
 D. 342,531 12/1993 Commander et al. .... D15/150







*Fig. 1.*



*Fig. 2.*



*Fig. 3.*



*Fig. 4.*