



US00D360635S

United States Patent [19] Mark

[11] Patent Number: **Des. 360,635**

[45] Date of Patent: **** Jul. 25, 1995**

[54] **LOUDSPEAKER**

[75] Inventor: **Steven D. Mark**, Lemon Heights, Calif.

[73] Assignee: **Advance Design International, Inc.**, Santa Ana, Calif.

[**] Term: **14 Years**

[21] Appl. No.: **11,527**

[22] Filed: **Aug. 6, 1993**

[52] U.S. Cl. **D14/212; D14/216**

[58] Field of Search **D14/204, 210, 211, 212, D14/213, 216; 381/88, 90; 181/148, 153, 199**

[56] **References Cited**

U.S. PATENT DOCUMENTS

D. 324,604	3/1975	Shimizu	D14/212
D. 330,029	10/1992	Kawaguchi	D14/212
3,371,742	3/1968	Norton et al.	181/153
3,945,461	3/1976	Robinson	181/153
4,336,861	6/1982	Peter	181/152
4,580,654	4/1986	Hale	181/153

OTHER PUBLICATIONS

Stereo Review; Jan. 1988; p. 39; Sound Cylinder Speaker.

High Fidelity; Jun. 1987; p. 16; OHM Speaker (lower left).

Primary Examiner—B. J. Bullock

Attorney, Agent, or Firm—Irell & Manella

[57] **CLAIM**

The ornamental design for a loudspeaker, as shown and described.

DESCRIPTION


FIG. 1 is a top, front, and side perspective of the loudspeaker;

FIG. 2 is an enlarged side elevation of the loudspeaker, all sides being identical;

FIG. 3 is an enlarged bottom plan view of the loudspeaker;

FIG. 4 is a front elevation perspective of the alternative embodiment of FIG. 1, the alternative embodiment differing from the original embodiment only through the inclusion of the apertures; and,

FIG. 5 is an enlarged fragmentary sectional view in the direction of the arrows on line 5—5 of FIG. 4.






FIG. 1

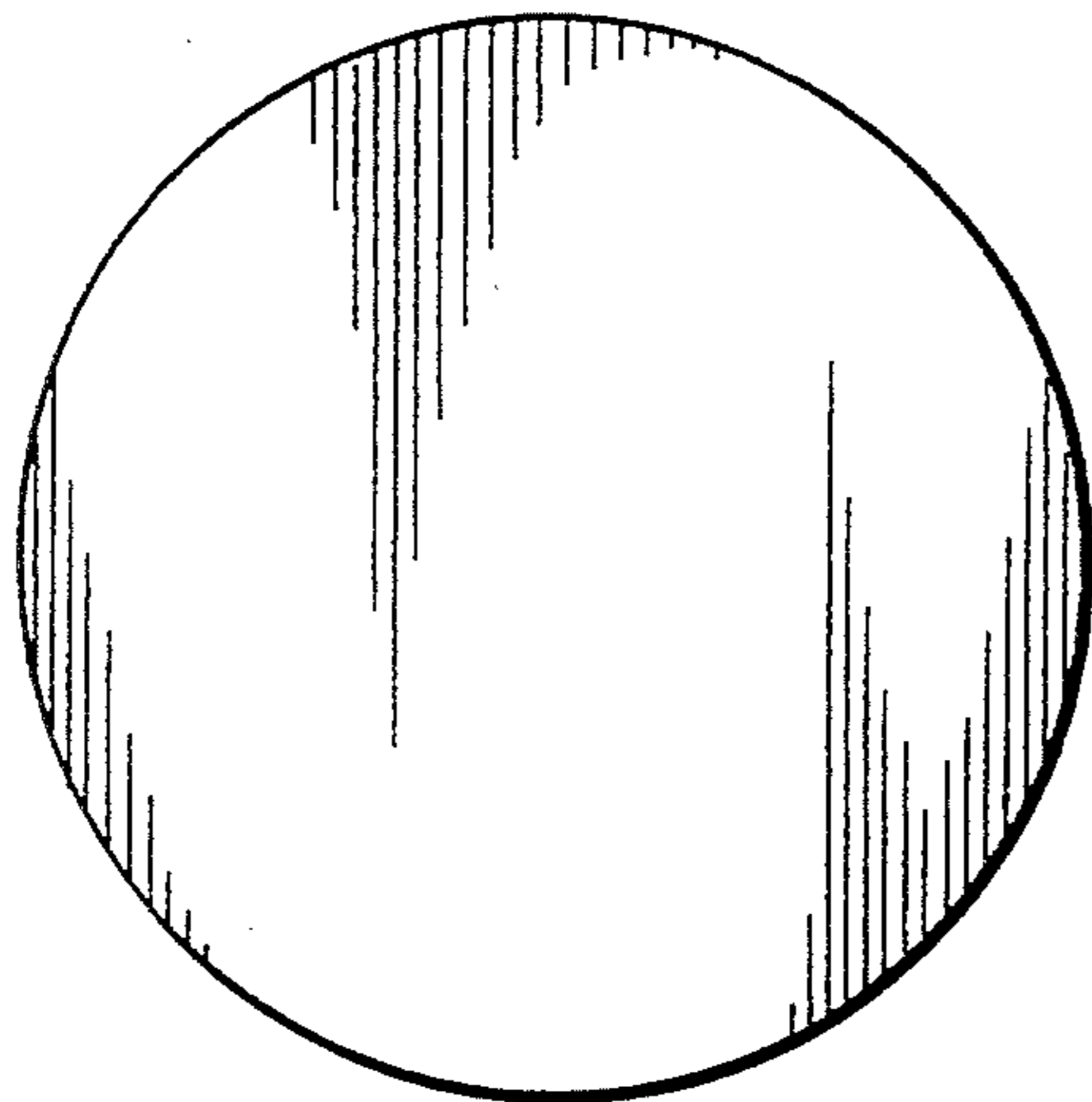


FIG. 3




FIG. 2

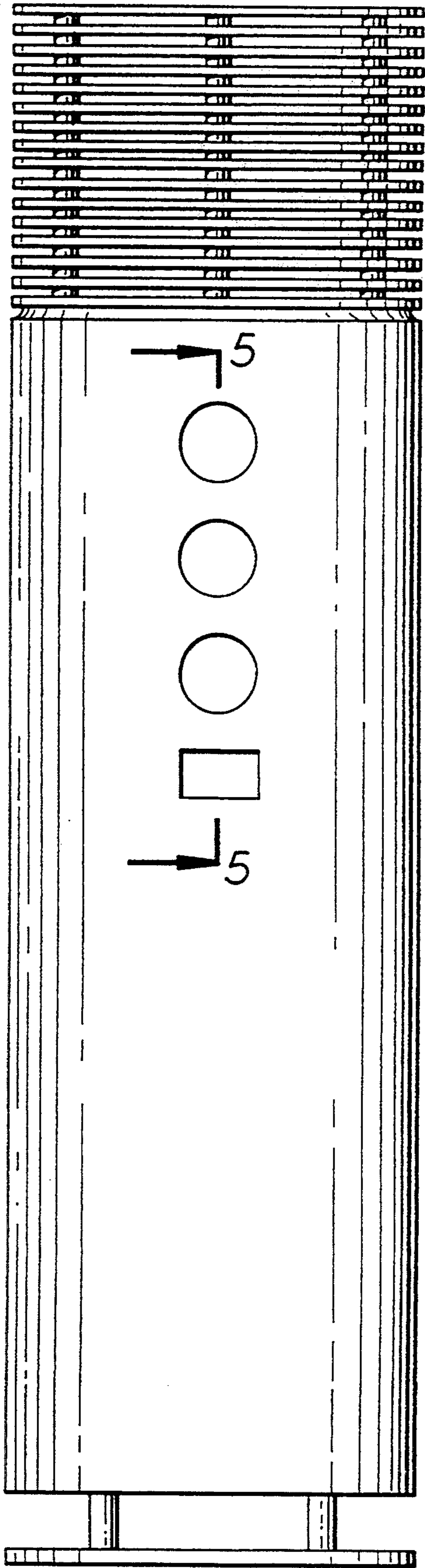


FIG. 4

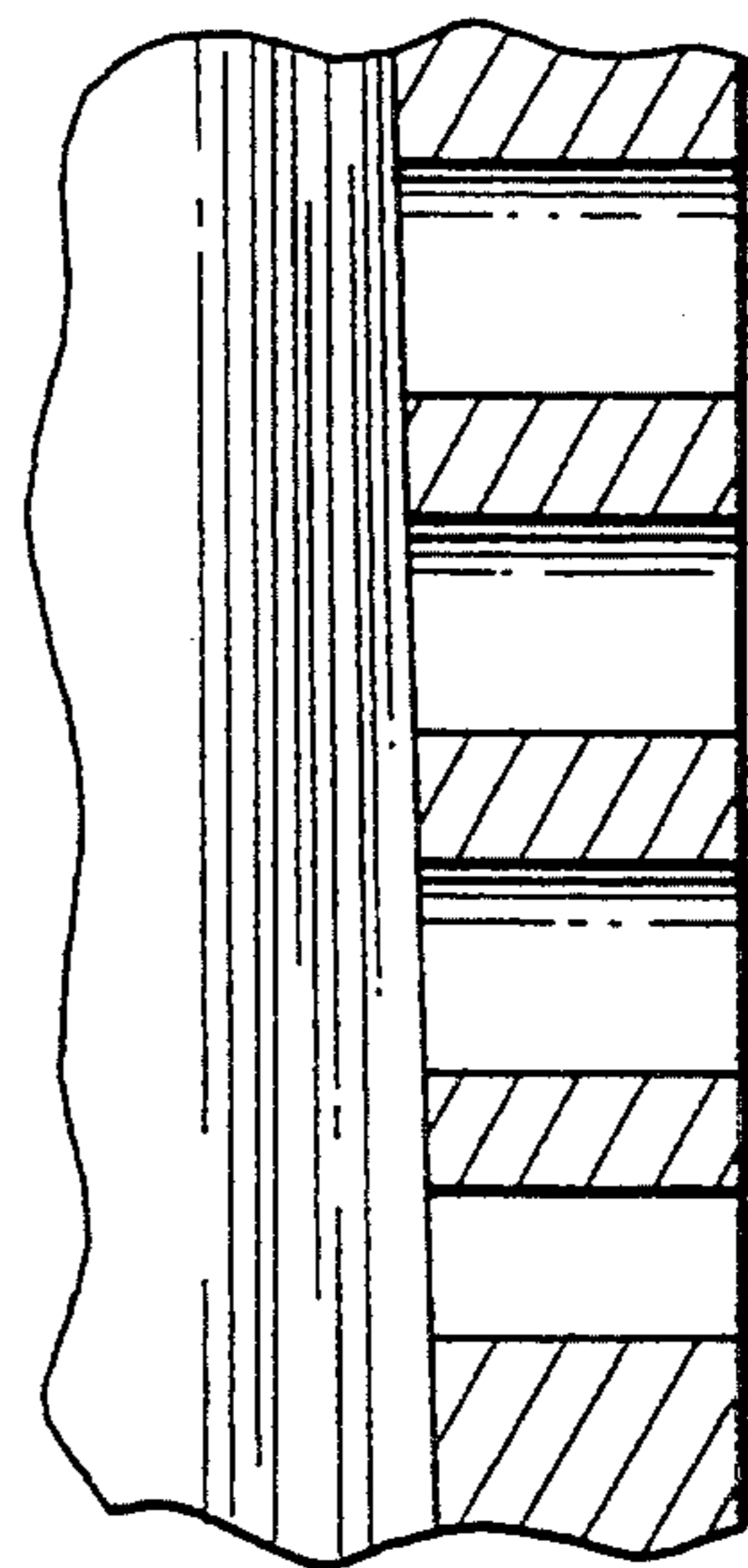


FIG. 5