



US00D360626S

# United States Patent [19] MacMurtrie

[11] Patent Number: **Des. 360,626**

[45] Date of Patent: **\*\* Jul. 25, 1995**

[54] **COMPUTER MONITOR BEZEL**

[56] **References Cited**

### U.S. PATENT DOCUMENTS

[75] Inventor: **Karen M. MacMurtrie, Austin, Tex.**

D. 297,845 9/1988 Svenson et al. .... D14/113

D. 338,884 8/1993 Toedter ..... D14/115

D. 339,574 9/1993 Althans et al. .... D14/114

[73] Assignee: **International Business Machines Corporation, Armonk, N.Y.**

*Primary Examiner*—Freda S. Nunn  
*Attorney, Agent, or Firm*—Paul S. Drake

[\*\*] Term: **14 Years**

[57] **CLAIM**

The ornamental design for a computer monitor bezel, as shown and described.

[21] Appl. No.: **18,667**

### DESCRIPTION

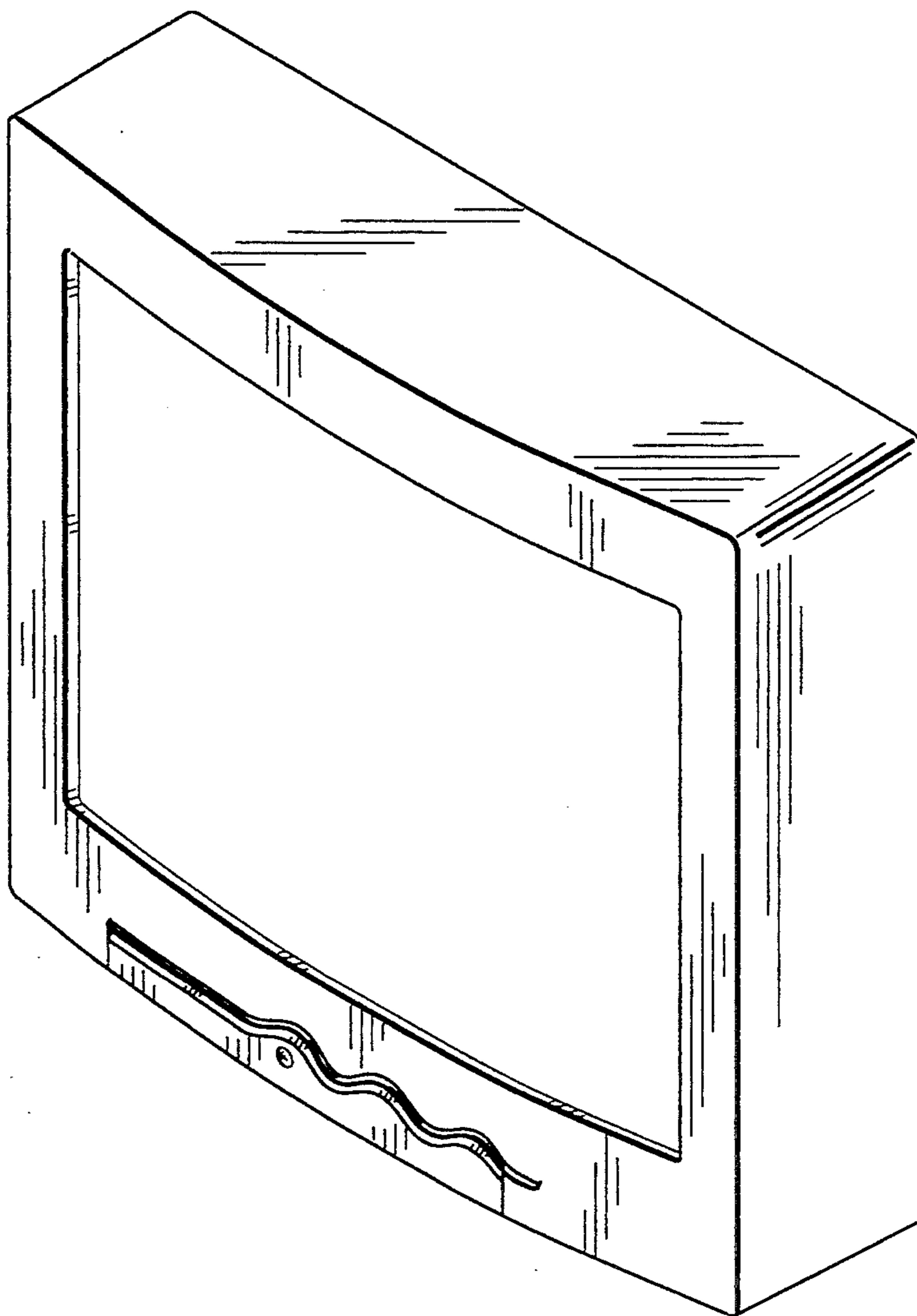
[22] Filed: **Feb. 14, 1994**

FIG. 1 is an enlarged front elevational view of a computer monitor bezel showing my new design; and, FIG. 2 is a top, front, right side perspective view thereof.

[52] U.S. Cl. .... **D14/115**

[58] Field of Search ..... D14/100, 101, 106, 113,  
D14/124-127, 129; 345/104, 133, 156, 168, 173,  
87, 901-905; 358/249, 254, 255

The undisclosed left side view is similar in appearance to the side shown and the bottom and rear views are unornamented.



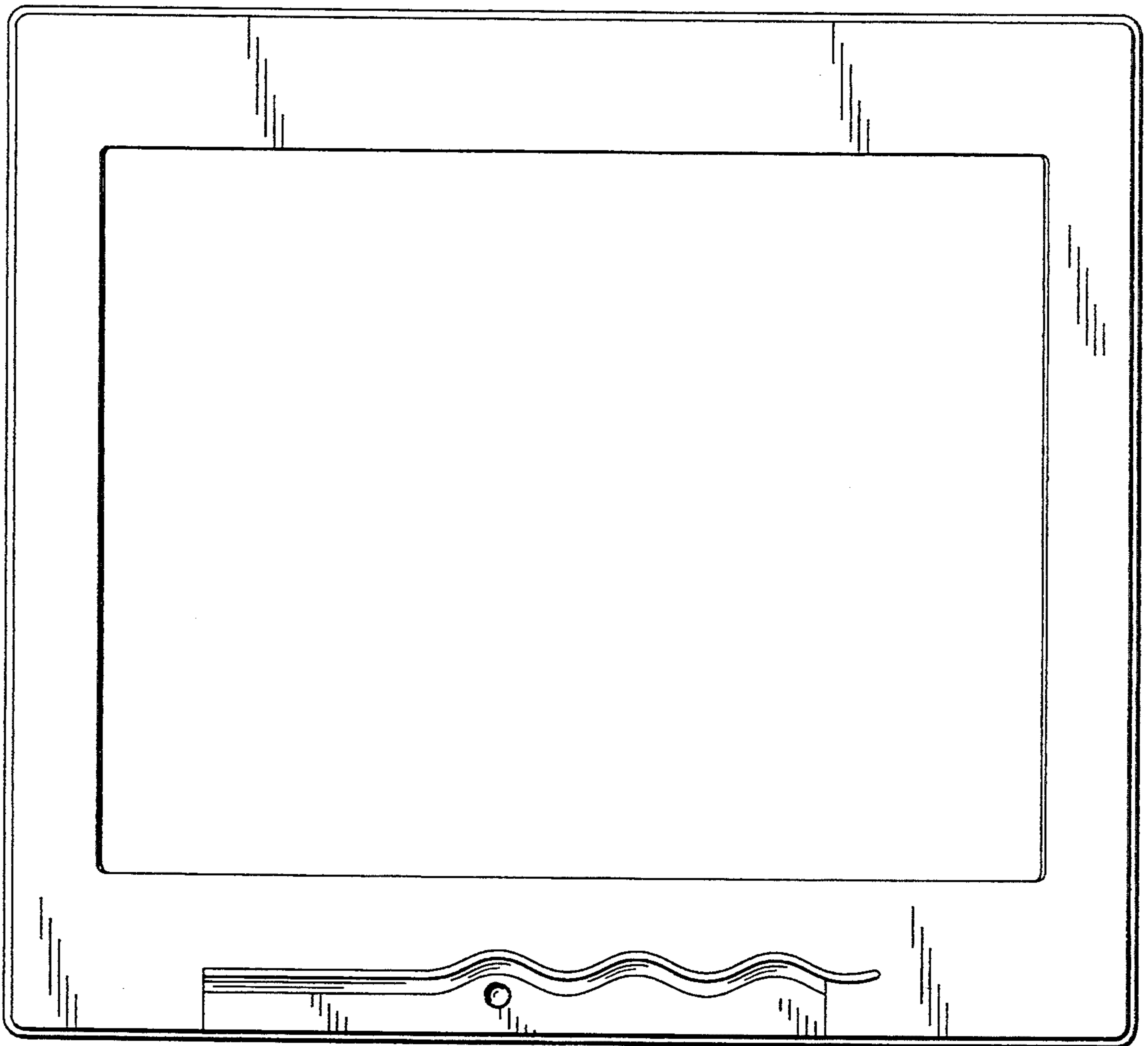


FIG. 1

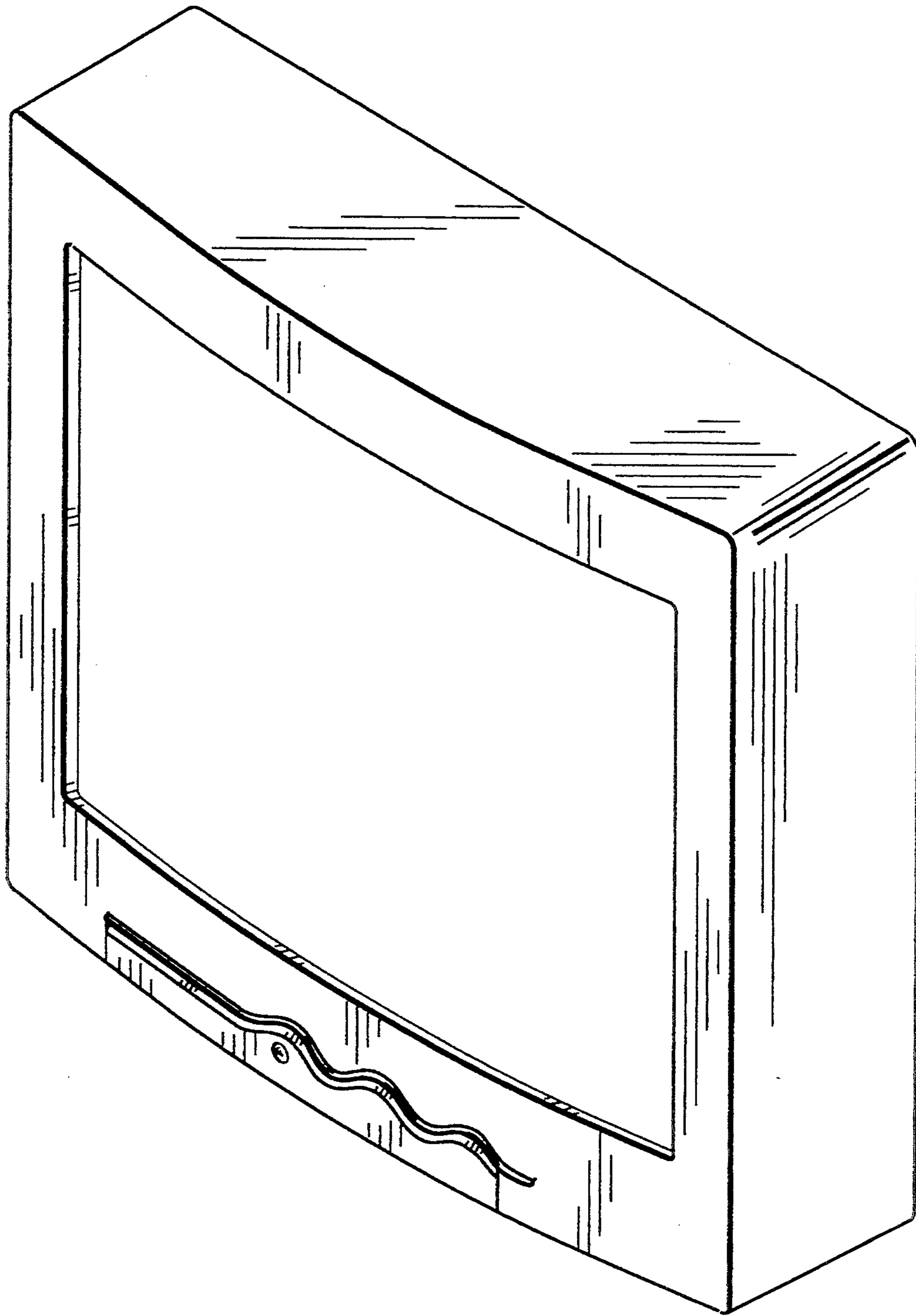


FIG. 2