



US00D360610S

# United States Patent [19]

[11] Patent Number: **Des. 360,610**

**Bernoni**

[45] Date of Patent: **\*\* Jul. 25, 1995**

[54] **VEHICLE WHEEL**

[75] Inventor: **Claudio Bernoni, Albano Terma, Italy**

[73] Assignee: **Motoring Accessories, Inc., Miami, Fla.**

[\*\*] Term: **14 Years**

[21] Appl. No.: **17,264**

[22] Filed: **Jan. 10, 1994**

[52] U.S. Cl. .... **D12/211**

[58] Field of Search ..... **D12/209, 211; 301/64.1, 301/65**

C. Van Tune, "Nissan Atlima SE (So Long, Stanza)"; Motor Trend, Oct. 1992, pp. 81-83.

Fittipaldi Sport Wheels brochure; Fitti-500S, 1992.

Fittipaldi Sport Wheels brochure; Fittistar, 1992.

Fittipaldi Sport Wheels brochure; The Truckstar, 1990.

Fittipaldi Sport Wheels brochure; FITTI-Twist, 1992.

Fittipaldi Sport Wheels brochure; FITTI-500, 1992.

Fittipaldi Sport Wheels brochure; Monolithic, 1992.

Custom Wheel & Tire Style Guide Supplement to Tire Review, May 1993, p. 23 BBS RF Design Wheel, right center of page.

Custom Wheel & Tire Style Guide Supplement to Tire Review, May 1993, p. 51, Centra Type 30 Wheel, Third Box up from bottom right side of page.

Custom Wheel & Tire Style Guide Supplement to Tire Review, May 1992, p. 51 Style 57 Wheel, top right side of page, & Style 57 Three-Piece Wheel, second row down from top & second box from left side of page.

*Primary Examiner*—James M. Gandy

*Attorney, Agent, or Firm*—Longacre & White

[56] **References Cited**

**U.S. PATENT DOCUMENTS**

D. 276,993	1/1985	Hedlund	.....	D12/211
D. 284,000	5/1986	Braungart	.....	D12/211
D. 284,182	6/1986	Hedlund	.....	D12/211
D. 298,527	11/1988	Lorinser	.....	D12/211
D. 302,264	7/1989	Soederberg	.....	D12/209
D. 307,572	5/1990	de Lespinay	.....	D12/211
D. 329,416	9/1992	Braungart et al.	.....	D12/209
D. 333,648	5/1993	Schwenk	.....	D12/209
D. 337,563	7/1993	Boselli	.....	D12/209
D. 350,523	9/1994	Mobius	.....	D12/209
D. 351,582	10/1994	Echazabal et al.	.....	D12/209

**OTHER PUBLICATIONS**

S.A.F. Auto Service advertisement; Minitruckin'; Sep. 1993; vol. 7, No. 5, p. 37.

The Tire Rack advertisement; Road & Track; Oct. 1992; vol. 44, No. 2 p. 41.

[57] **CLAIM**

The ornamental design for a vehicle wheel, as shown and described.

**DESCRIPTION**

FIG. 1 is a front and left-side perspective view of a vehicle wheel showing my new design;

FIG. 2 is a front elevation view of the vehicle wheel shown in FIG. 1;

FIG. 3 is a back elevation view of the vehicle wheel shown in FIG. 1; and,

FIG. 4 is a side elevation view of the vehicle wheel shown in FIG. 1.

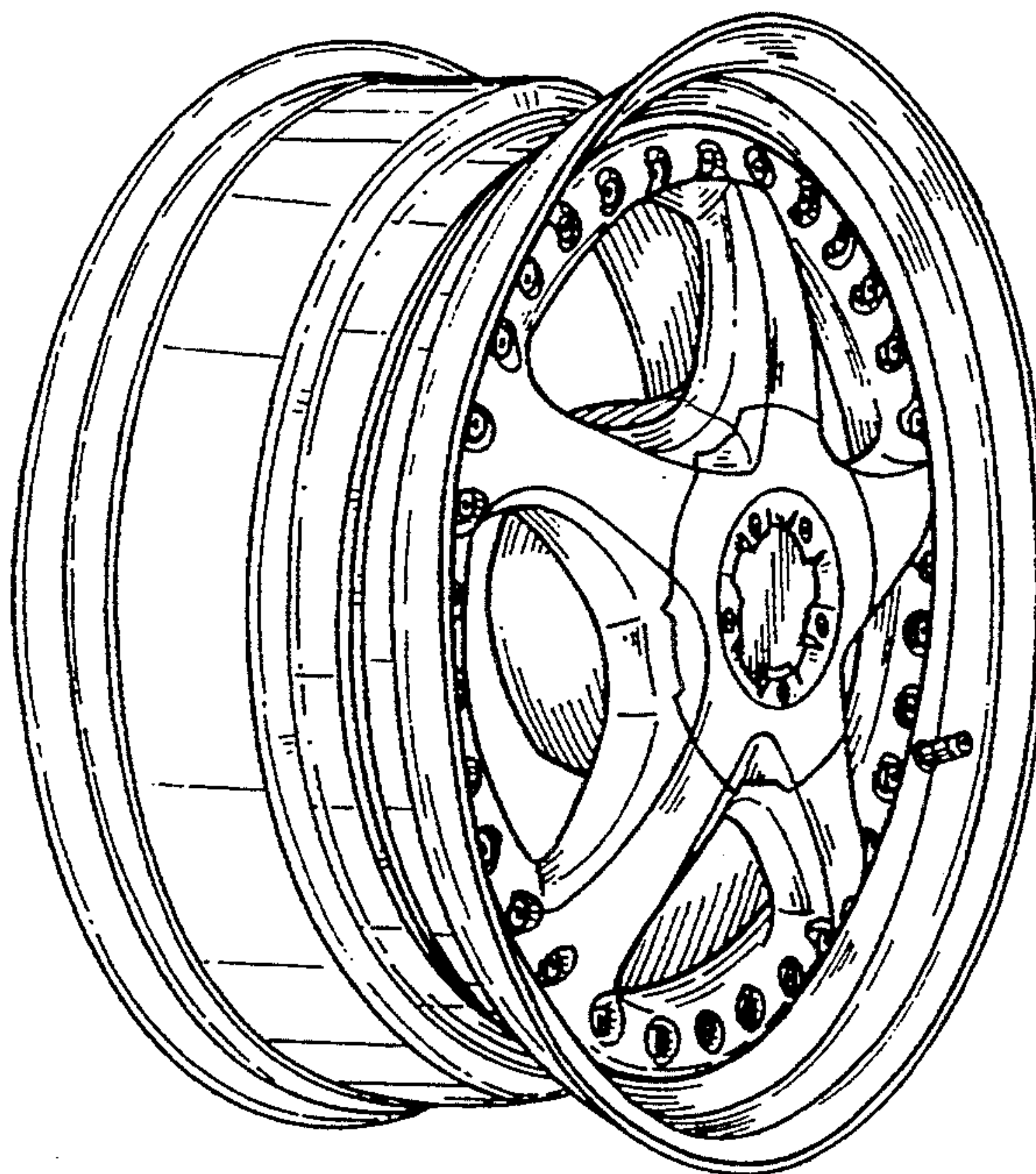


FIG. 1

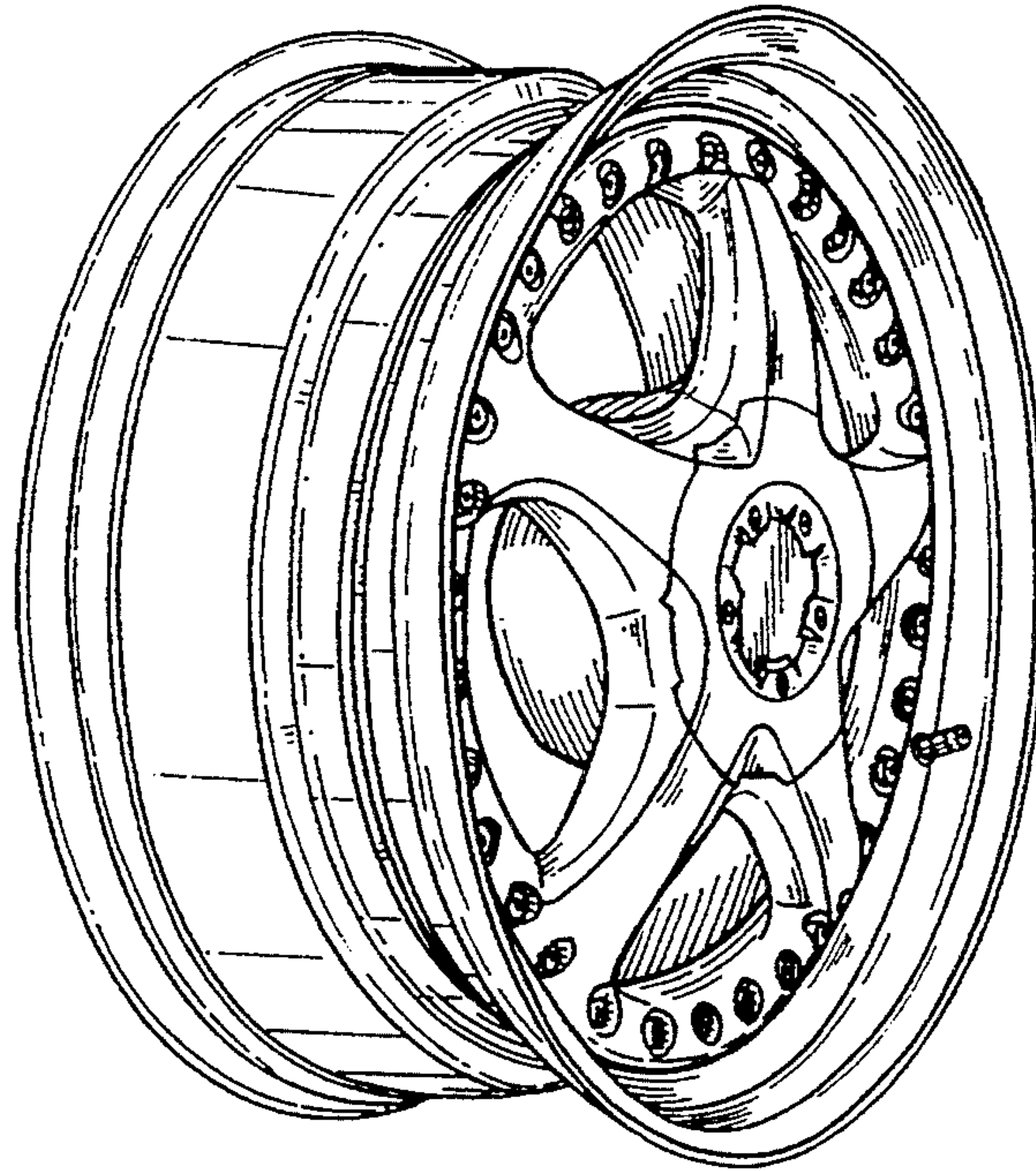


FIG. 2






FIG. 3

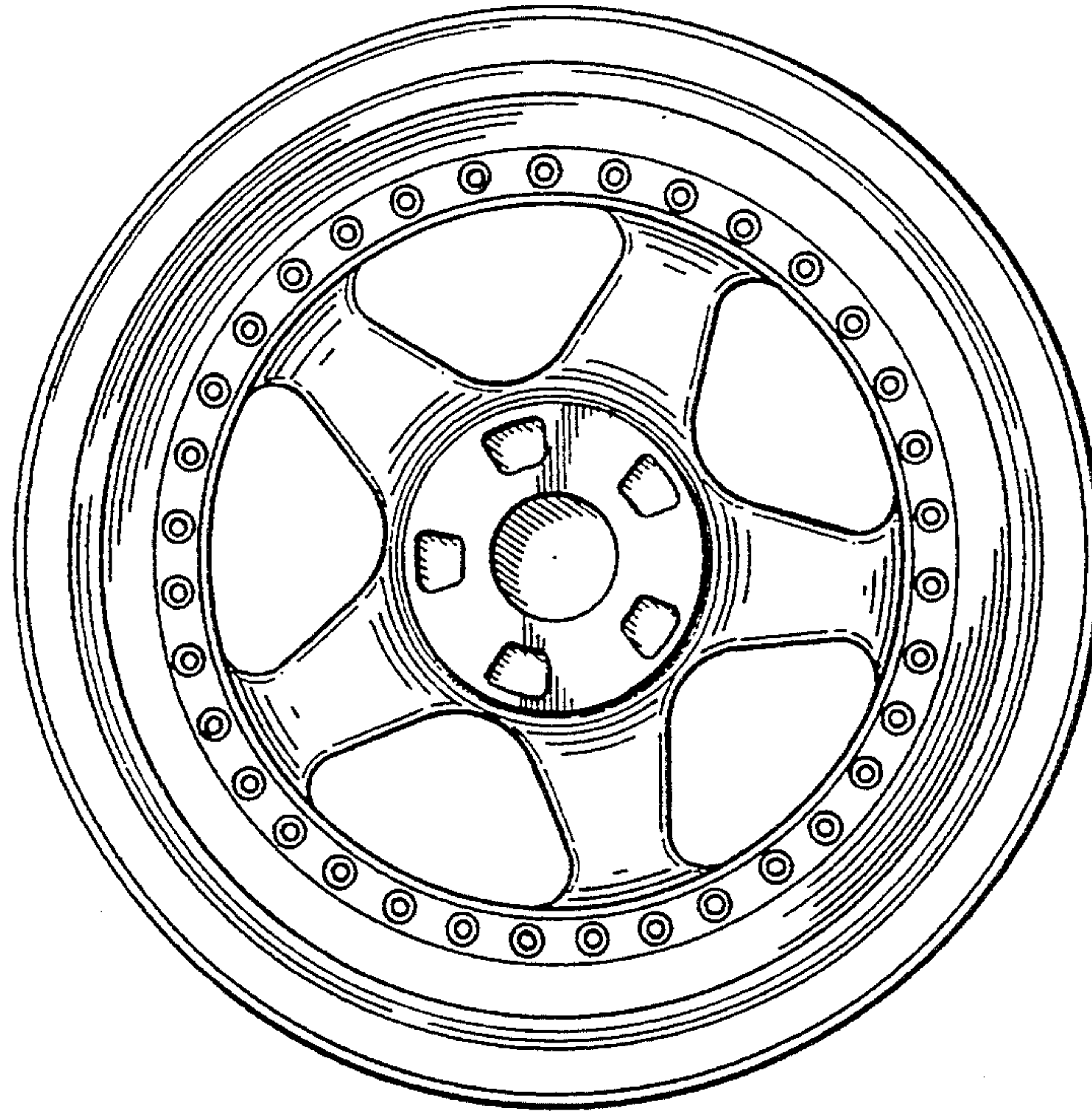


FIG. 4

