



US00D360588S

# United States Patent [19]

[11] Patent Number: **Des. 360,588**

**Chodat**

[45] Date of Patent: **\*\* Jul. 25, 1995**

[54] **WATCH**

[75] Inventor: **Jean-Pierre Chodat**, Auvernier, Switzerland

[73] Assignee: **Ebel, S.A.**, Switzerland

[\*\*] Term: **14 Years**

[21] Appl. No.: **17,008**

[22] Filed: **Dec. 30, 1993**

[52] U.S. Cl. .... **D10/30; D10/39**

[58] Field of Search ..... **D10/1-40, D10/122-132; 368/276-277, 280-282, 285**

[56] **References Cited**

**U.S. PATENT DOCUMENTS**

D. 297,817	9/1988	Guan .....	D10/30
D. 303,504	9/1989	Hysek .....	D10/32
D. 327,435	6/1992	Gueit .....	D10/32
D. 330,107	10/1992	Vincent .....	D10/32
D. 332,408	1/1993	Chodat .....	D10/30
D. 336,439	6/1993	Krieger .....	D10/30
D. 339,304	9/1993	Kawashima .....	D10/30

**OTHER PUBLICATIONS**

*Jeweler's Circular-Keystone-7/87-p. 200-Watch.*  
*Swiss Watch & Jewelry Journal-2/86-p. 356-Watches At Top.*

*Swiss Watch Jewelry Journal-4/88-p. 34-Watches At Top and Center.*

*Primary Examiner*—Nelson C. Holtje  
*Attorney, Agent, or Firm*—David I. Roche

[57] **CLAIM**

The ornamental design for watch, as shown and described.

**DESCRIPTION**

FIG. 1 is a front elevational view of a watch showing my new design;

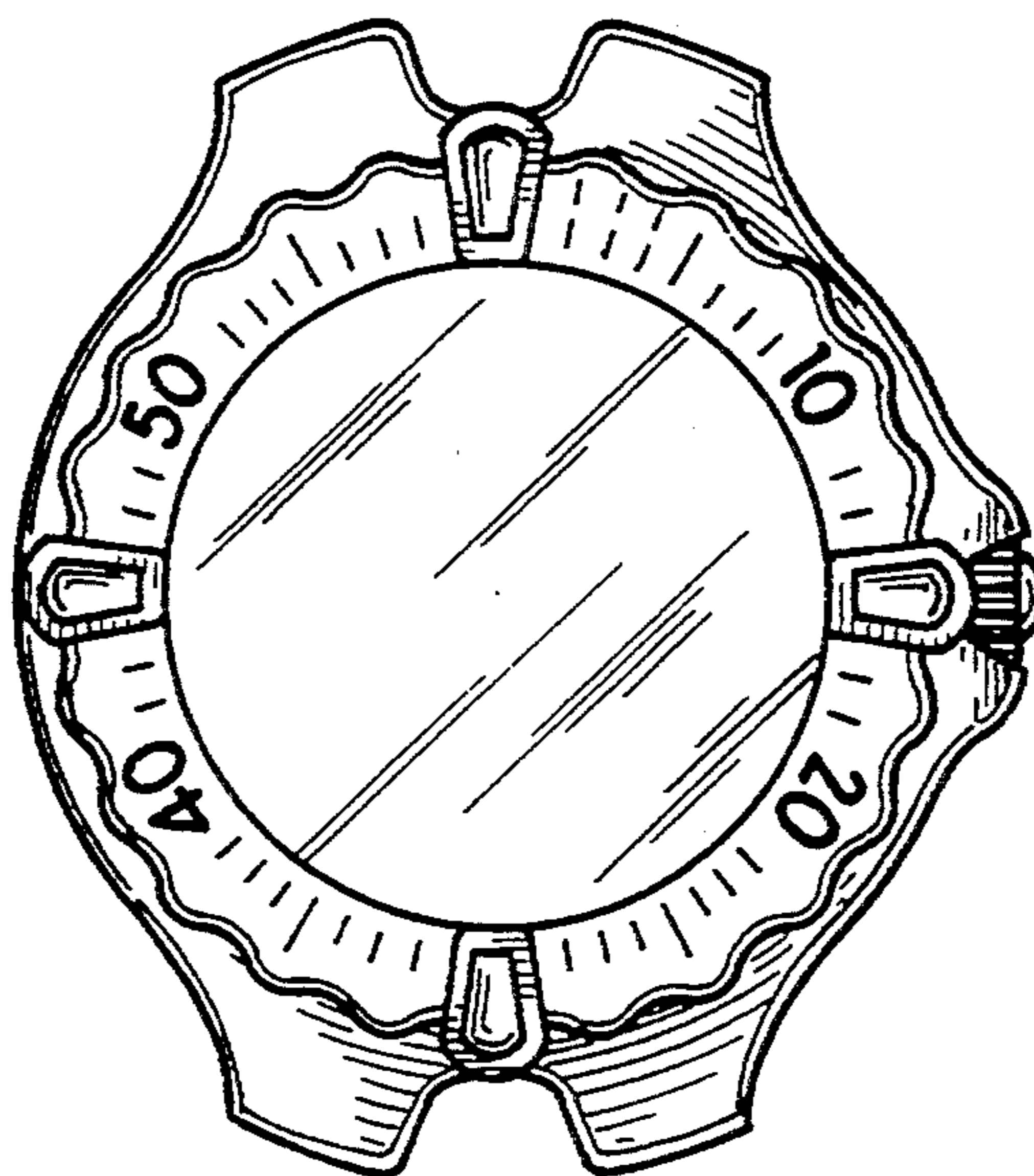
FIG. 2 is a rear elevational view thereof;

FIG. 3 is a right side elevational view thereof;

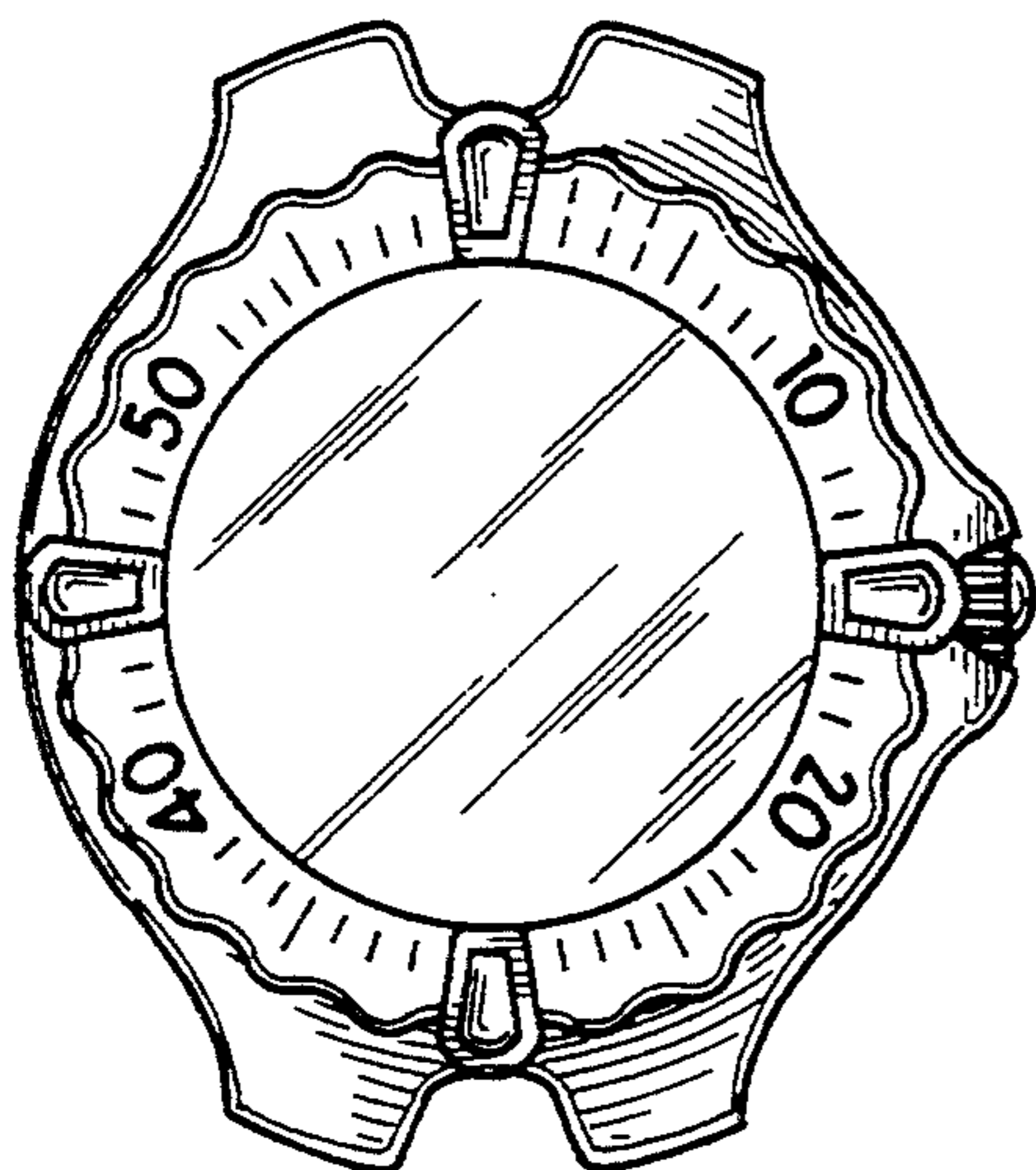
FIG. 4 is a left side elevational view thereof;

FIG. 5 is a top plan view thereof; and,

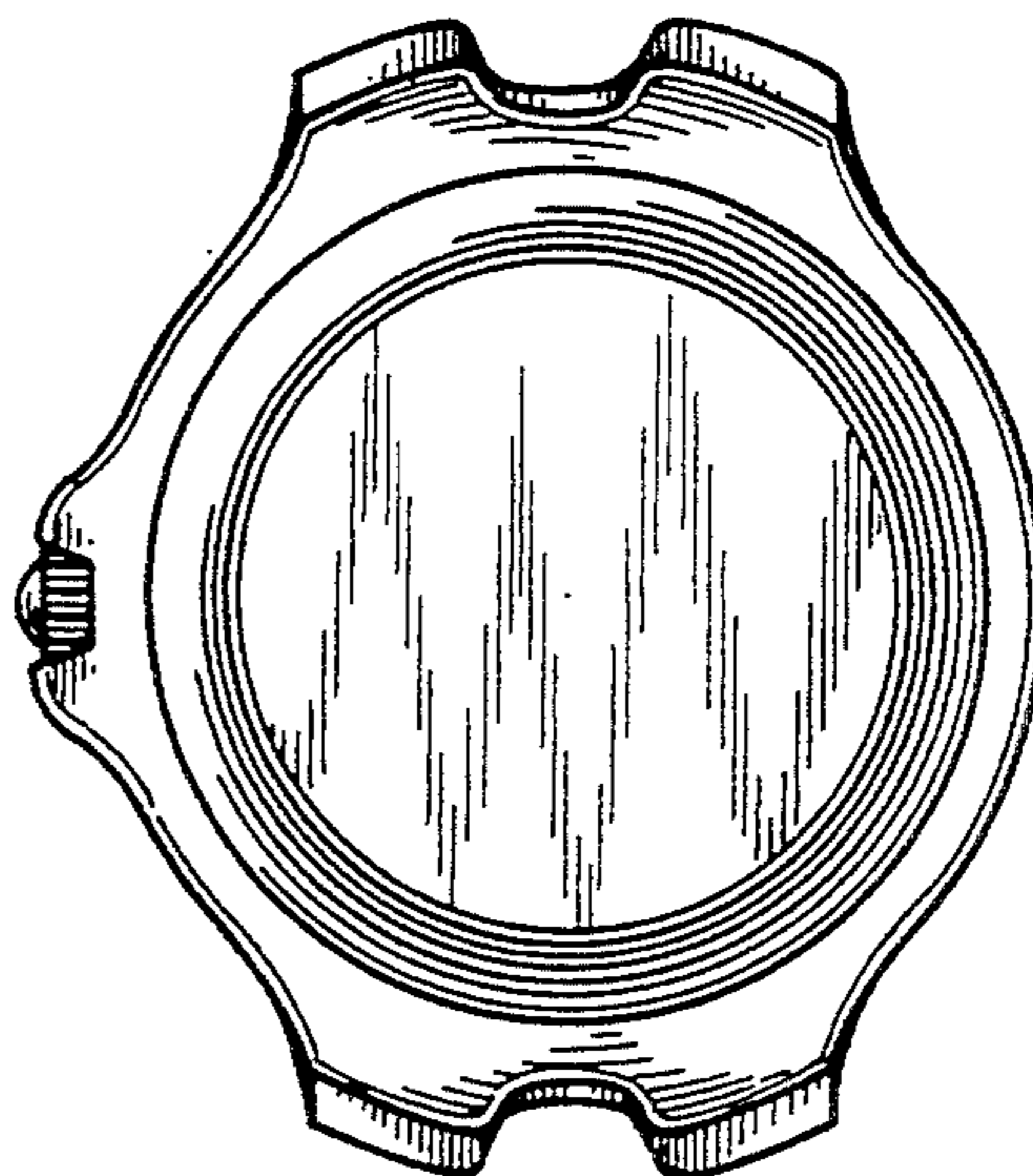
FIG. 6 is a bottom plan view thereof.




*Fig 1*



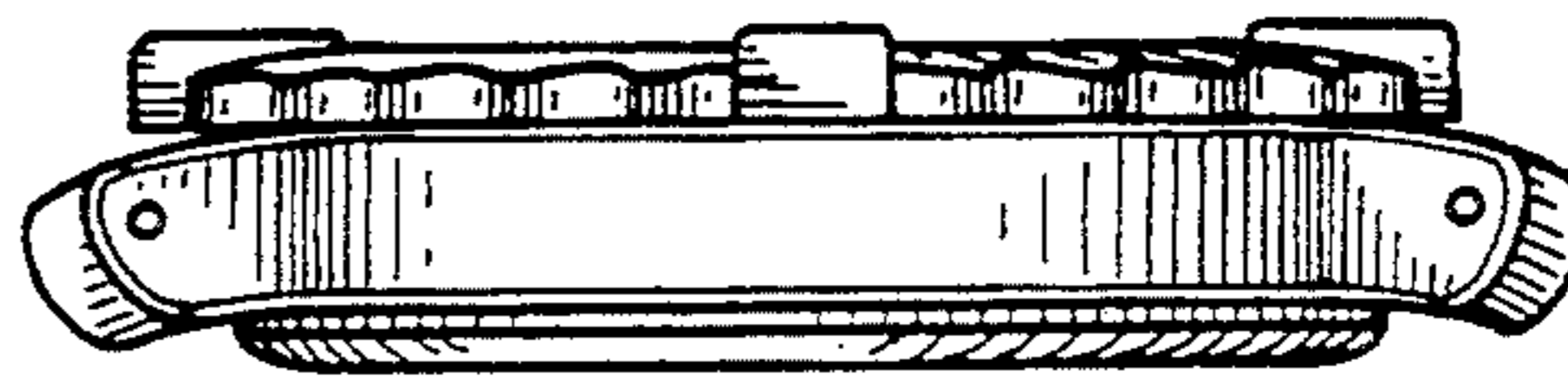
*Fig 2*



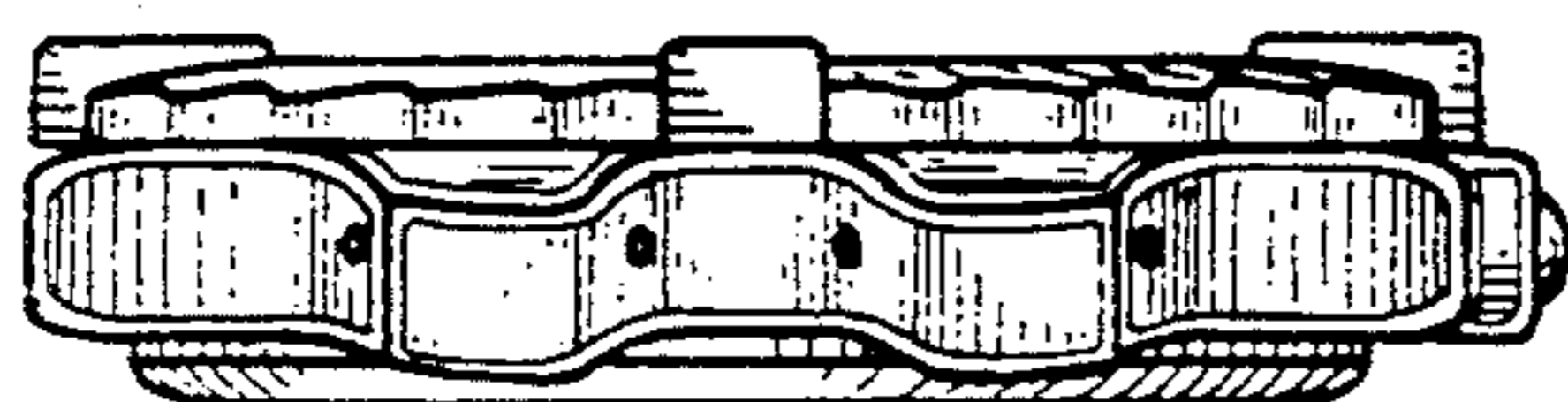
*Fig 3*



*Fig 4*



*Fig 5*



*Fig 6*

