



US00D360570S

# United States Patent [19]

[11] Patent Number: **Des. 360,570**

Lien et al.

[45] Date of Patent: **\*\* Jul. 25, 1995**

[54] **LUGGAGE HANDLE**

D. 326,187 5/1992 Chauvin ..... D3/279  
D. 352,826 11/1994 Rao ..... D3/276

[75] Inventors: **Chien-Ping Lien**, Taipei, Taiwan;  
**Paul Scicluna**, Lambertville, N.J.

*Primary Examiner*—Terry A. Wallace  
*Assistant Examiner*—Nanda Bondade  
*Attorney, Agent, or Firm*—Dvorak and Traub

[73] Assignees: **Taiwan Industrial Fastener Corp.**,  
Taipei, Taiwan; **York Luggage Co.**,  
Lambertville, N.J.

[\*\*] Term: **14 Years**

[57] **CLAIM**

[21] Appl. No.: **15,698**

The ornamental design for a luggage handle, as shown.

[22] Filed: **Nov. 24, 1993**

**DESCRIPTION**

[52] U.S. Cl. .... **D8/307**

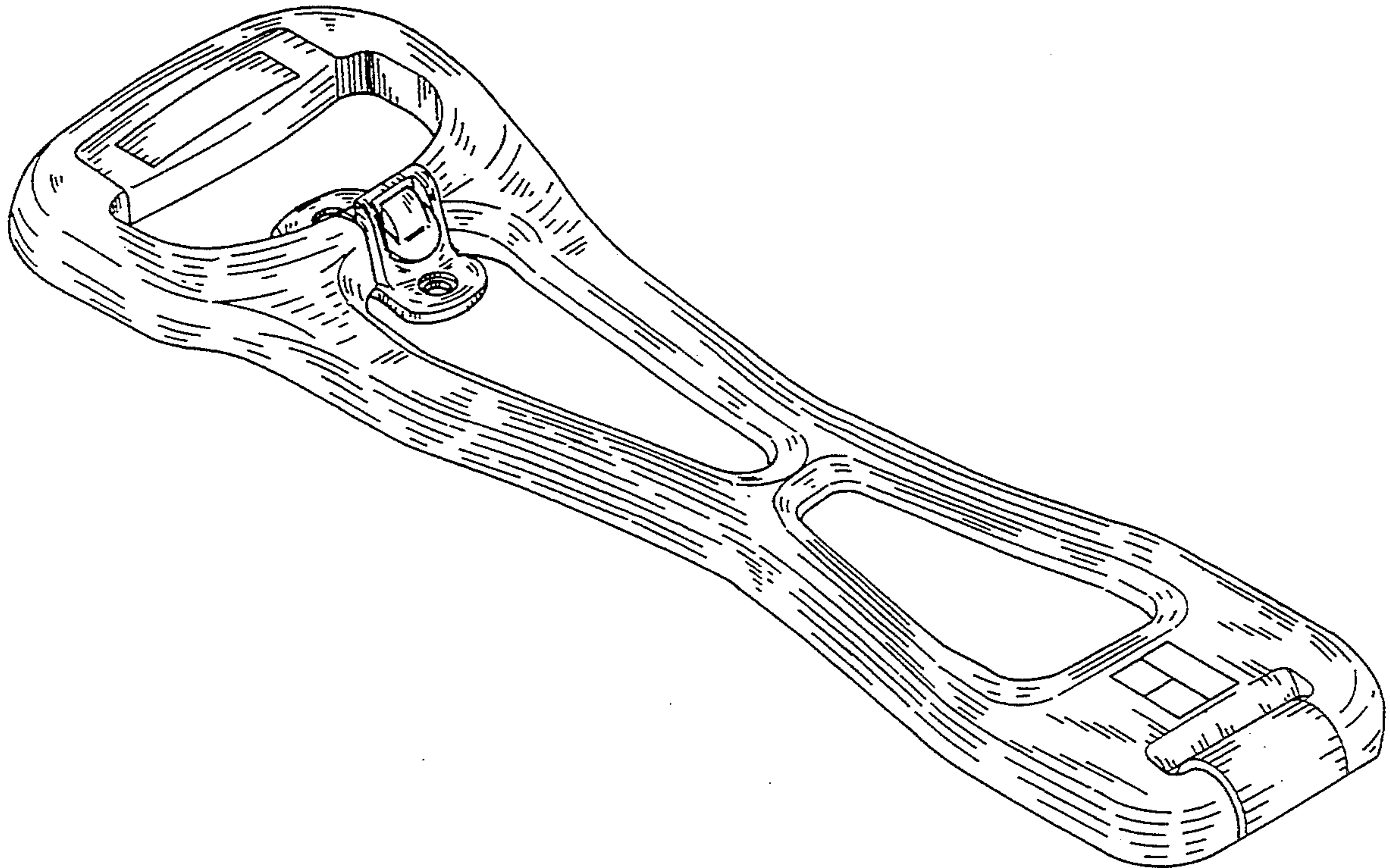
[58] Field of Search ..... D3/276, 279, 281, 291;  
D8/300, 301, 303, 306-309, 311-312; 16/110 R,  
125, 126; 190/18 A, 39, 115; 280/39

FIG. 1 is a perspective view of a luggage handle showing our new design;  
FIG. 2 is a top plan view thereof;  
FIG. 3 is a bottom plan view thereof;  
FIG. 4 is a front elevational view thereof;  
FIG. 5 is a rear elevational view thereof;  
FIG. 6 is a right side elevational view thereof; and,  
FIG. 7 is a left side elevational view thereof.

[56] **References Cited**

**U.S. PATENT DOCUMENTS**

D. 280,680 9/1985 Bomes et al. .... D3/279



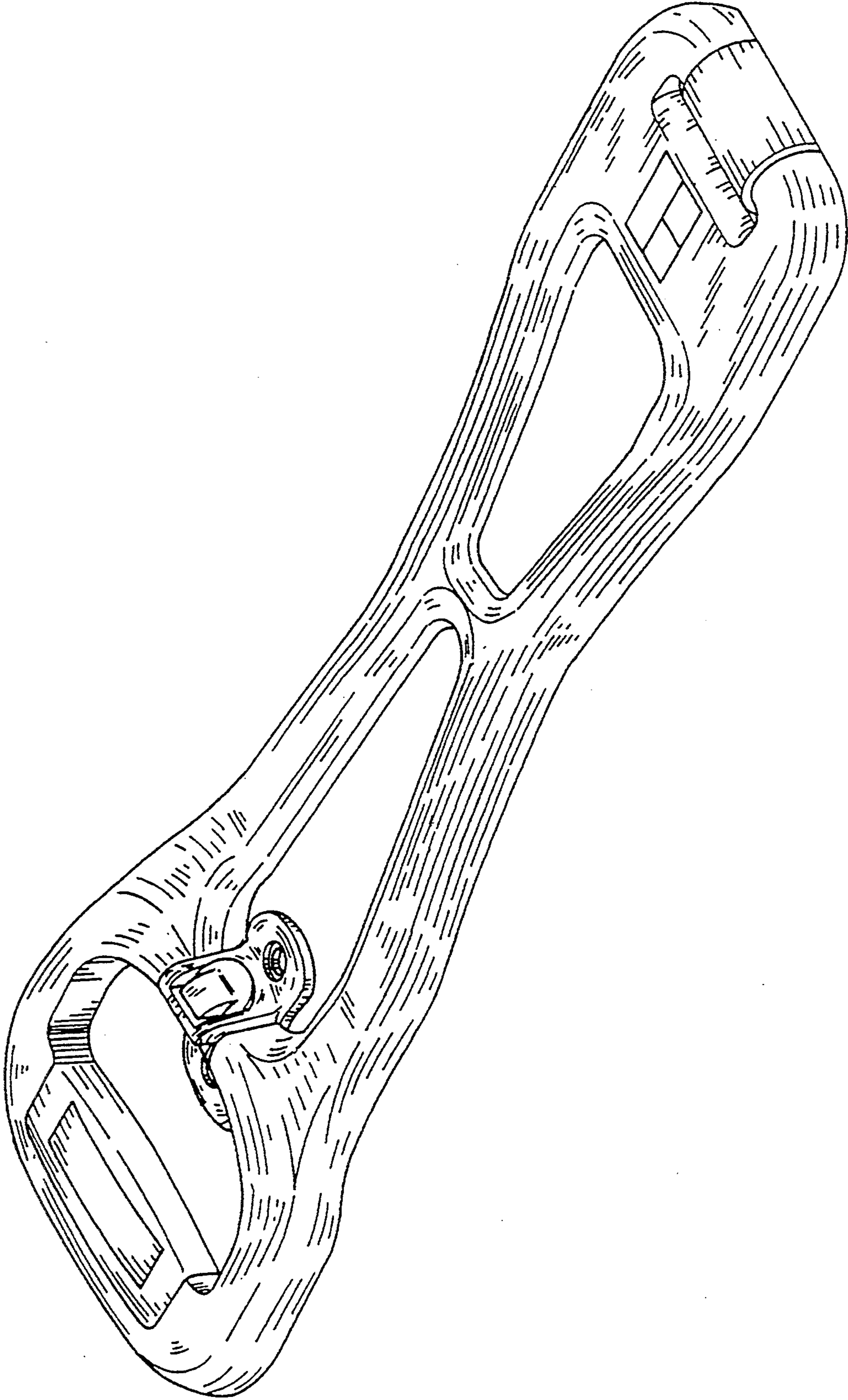


FIG. 1

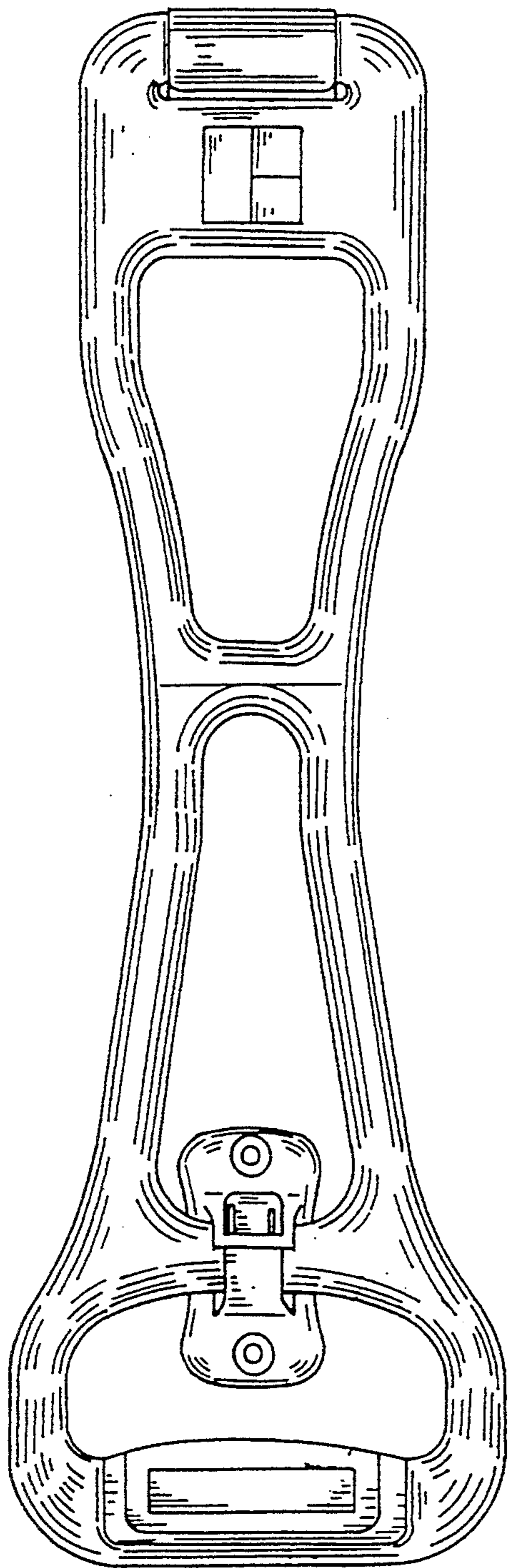


FIG. 2

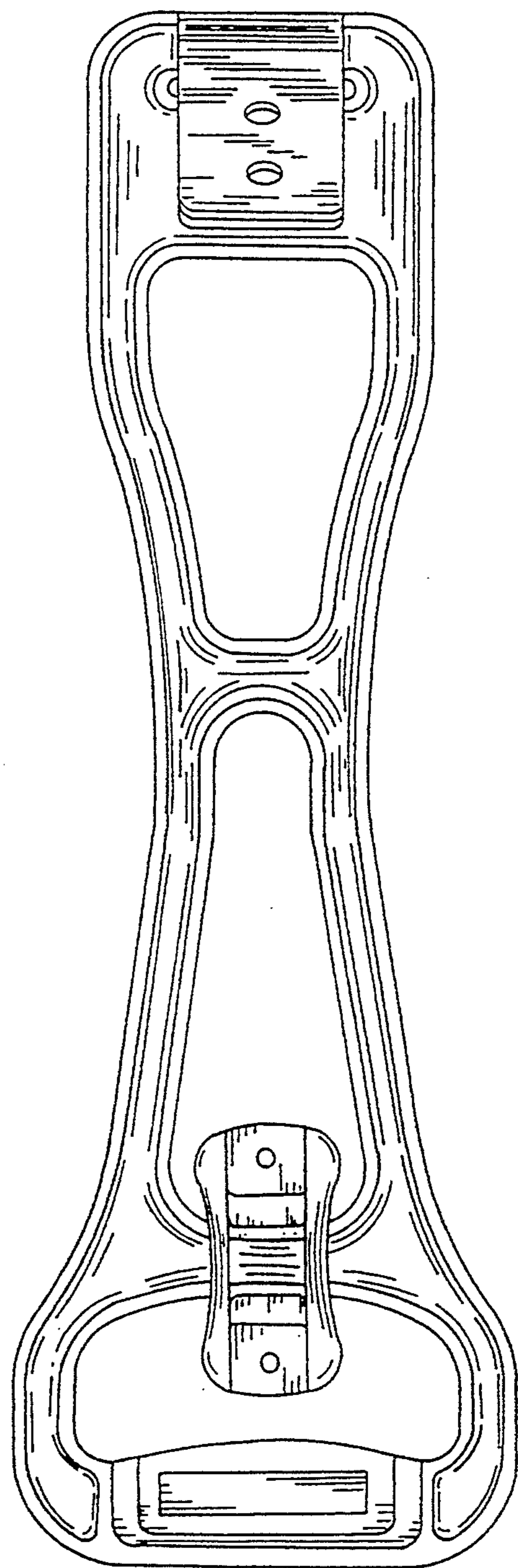


FIG. 3

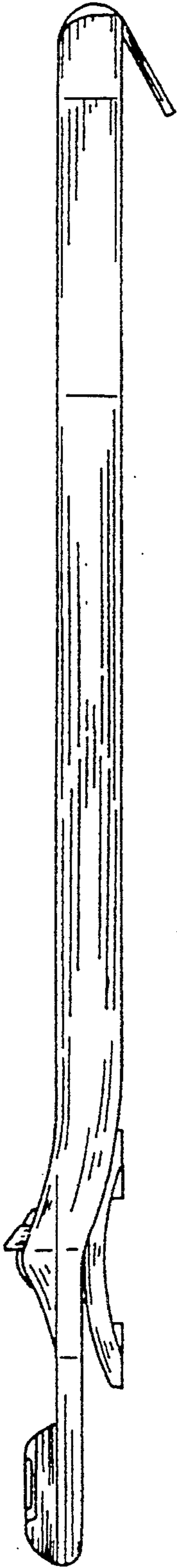


FIG. 4

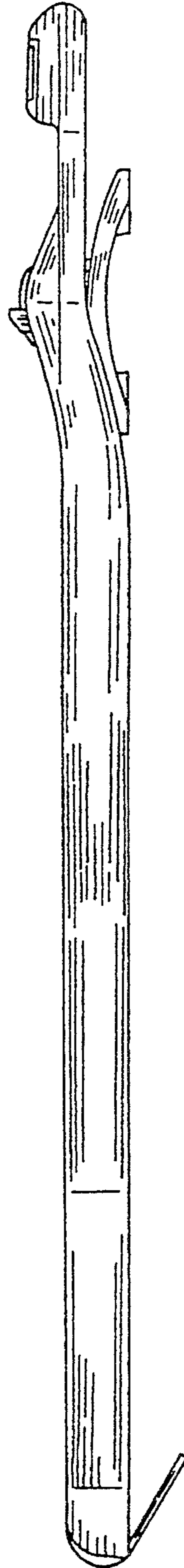


FIG. 5




FIG. 6




FIG. 7