



US00D360564S

# United States Patent [19]

[11] Patent Number: **Des. 360,564**

Tisbo et al.

[45] Date of Patent: **\*\* Jul. 25, 1995**

[54] SNOW SHOVEL

[75] Inventors: **Thomas A. Tisbo**, Barrington Hills;  
**Stephen P. Whitehead**, Elgin, both of Ill.

[73] Assignee: **Suncast Corporation**, Batavia, Ill.

[\*\*] Term: **14 Years**

[21] Appl. No.: **28,306**

[22] Filed: **Sep. 12, 1994**

[52] U.S. Cl. .... **D8/10**

[58] Field of Search ..... **D8/10, 107, DIG. 7;**  
**294/49, 51, 54.5; 81/177.1, 177.7, 489**

[56] **References Cited**

**U.S. PATENT DOCUMENTS**

D. 213,630	3/1969	Hoxie et al. ....	D8/10
D. 257,210	10/1980	Bonnes .....	D8/10
D. 267,468	1/1983	Simms .....	D8/10
D. 328,553	8/1992	Norton et al. ....	D8/10
3,177,026	4/1965	Cowan .....	D8/10

**OTHER PUBLICATIONS**

Union Fork and Hoe Catalog, Dec. 1986, p. 18, shovel, item No. 4.

*Primary Examiner*—A. Hugo Word  
*Assistant Examiner*—Holly Baynham  
*Attorney, Agent, or Firm*—McHale & Slavin

[57] **CLAIM**

The ornamental design for a snow shovel, as shown and described.

**DESCRIPTION**

FIG. 1 is a front plane view of the snow shovel of the instant invention;  
FIG. 2 is a bottom view taken from the blade end thereof;  
FIG. 3 is a back view thereof;  
FIG. 4 is a top view taken from the handle end thereof;  
FIG. 5 is a left side view, the right side view forming a mirror image of said left side and thus is not shown; and,  
FIG. 6 is a perspective view thereof.




FIG. 1

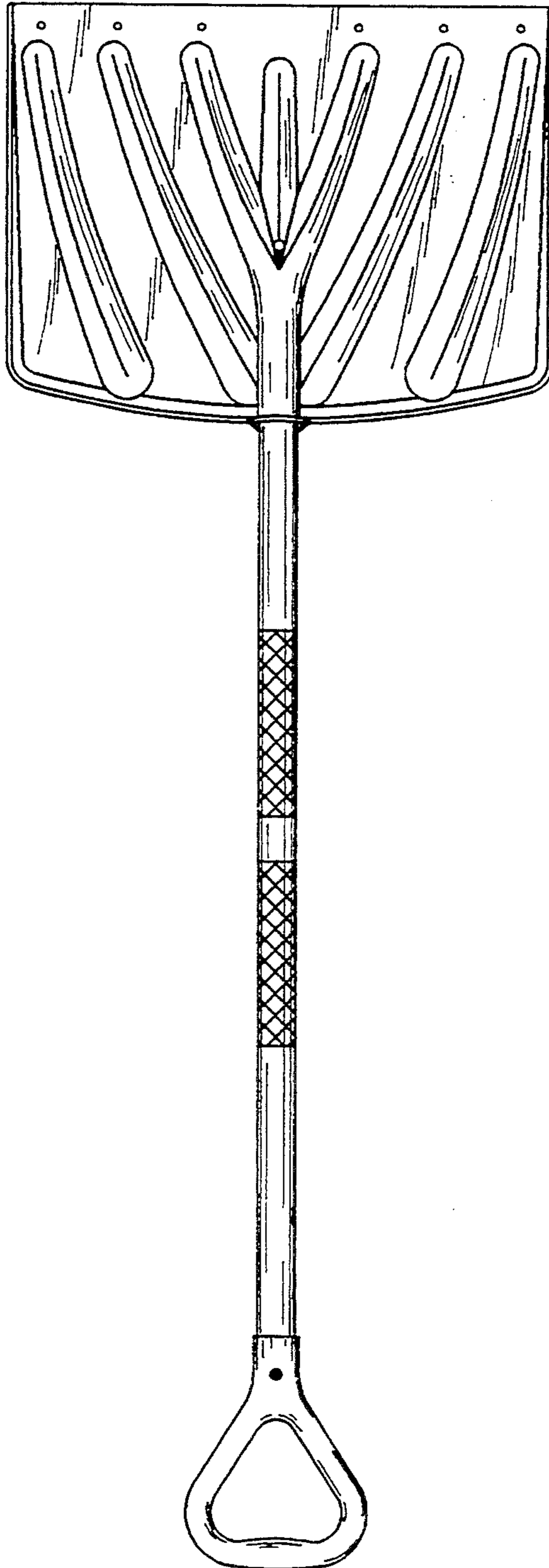


FIG. 2



FIG. 4



FIG. 3

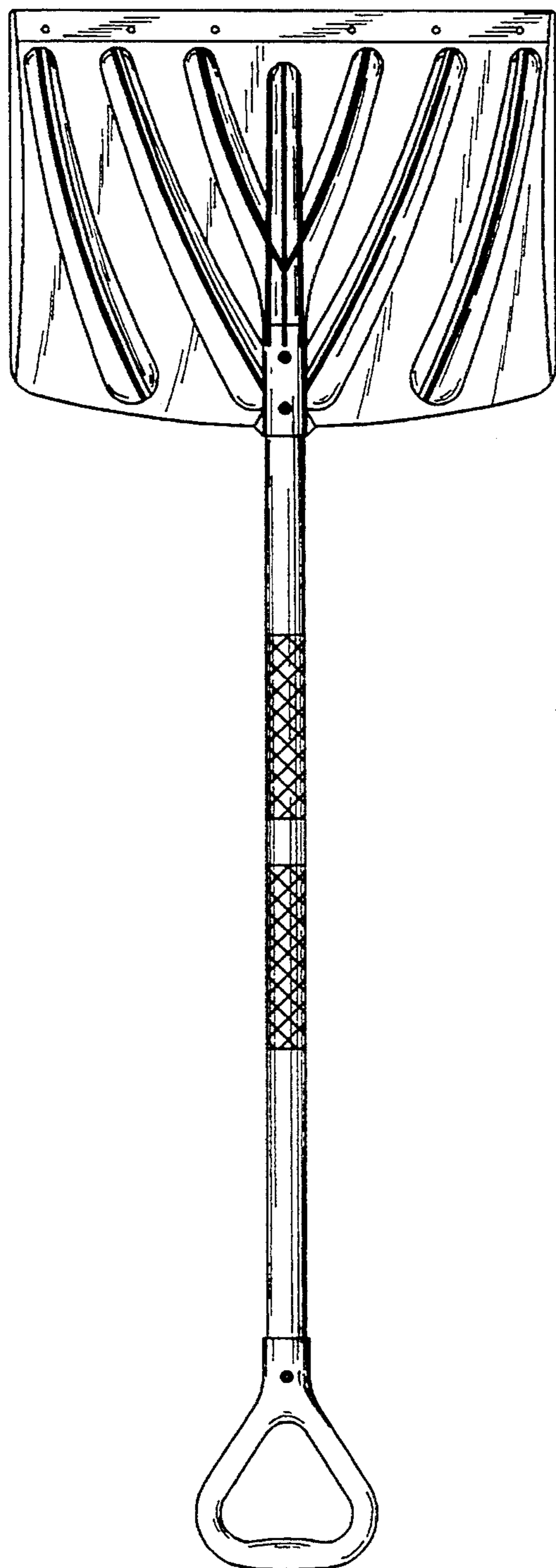


FIG. 5



FIG. 6

