



US00D360544S

United States Patent [19]

[11] Patent Number: **Des. 360,544**

Gauthier

[45] Date of Patent: **** Jul. 25, 1995**

[54] **COMBINED BOOT AND GLOVE HOLDER**

| | | | |
|-----------|--------|----------------|---------|
| 2,418,216 | 4/1947 | Adler | 223/120 |
| 3,314,090 | 4/1967 | Azzarito | 223/66 |
| 4,289,243 | 9/1981 | Arbuzoff | 211/35 |

[76] Inventor: **Daniel Gauthier**, 181, 54th Avenue, Pointe-Calumet Quebec, Canada, J0N 1G4

FOREIGN PATENT DOCUMENTS

[**] Term: **14 Years**

2466227 4/1981 France 211/37

[21] Appl. No.: **297**

Primary Examiner—B. J. Bullock
Attorney, Agent, or Firm—Swabey Ogilvy Renault

[22] Filed: **Oct. 13, 1992**

[57] CLAIM

Related U.S. Application Data

The ornamental design for a combined boot and glove holder, as shown and described.

[63] Continuation-in-part of Ser. No. 836,934, Feb. 18, 1992, abandoned.

DESCRIPTION

[52] U.S. Cl. **D6/411; D6/490**

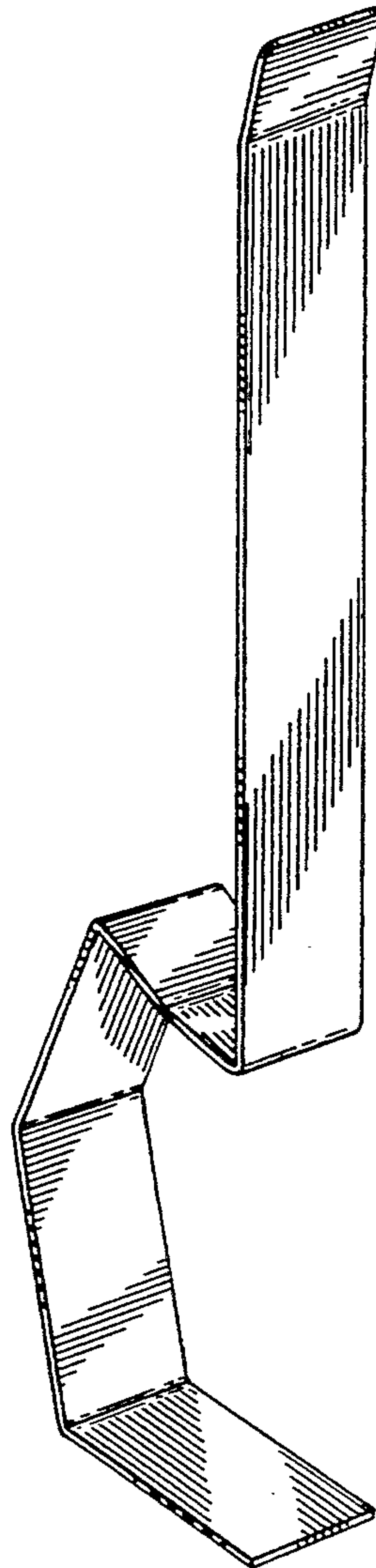
FIG. 1 is a rear perspective view of a combined boot and glove holder showing my new design; FIG. 2 is a side elevational view thereof; FIG. 3 is a front elevational view thereof; FIG. 4 is a rear elevational view thereof; FIG. 5 is a top plan view thereof; and, FIG. 6 is a bottom plan view thereof.

[58] Field of Search D6/411, 449, 490; D32/58, 59; 211/34, 37; 223/66, 78, 100

References Cited

U.S. PATENT DOCUMENTS

2,416,587 2/1947 Lyngby D6/315



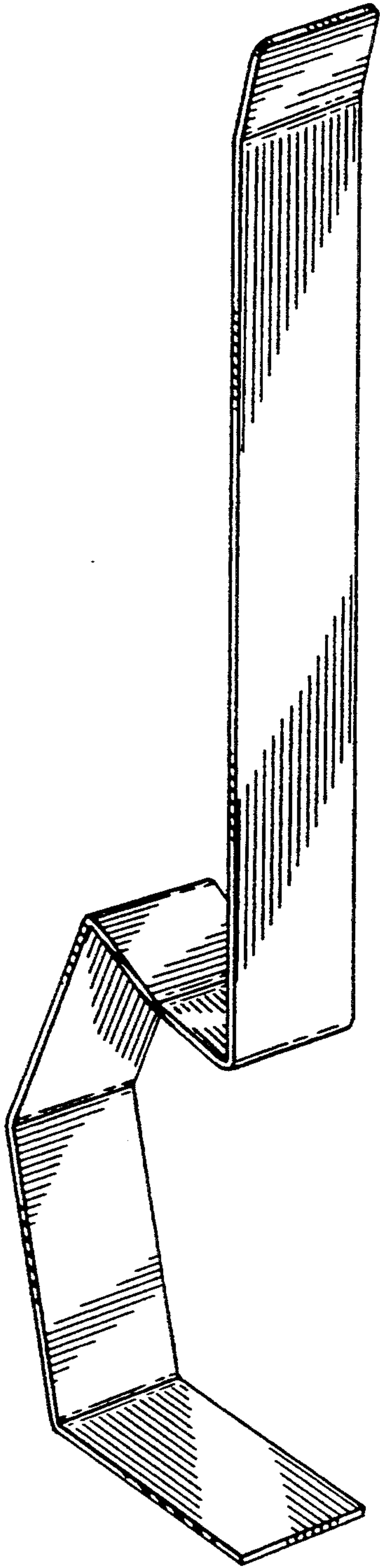


FIG. 1

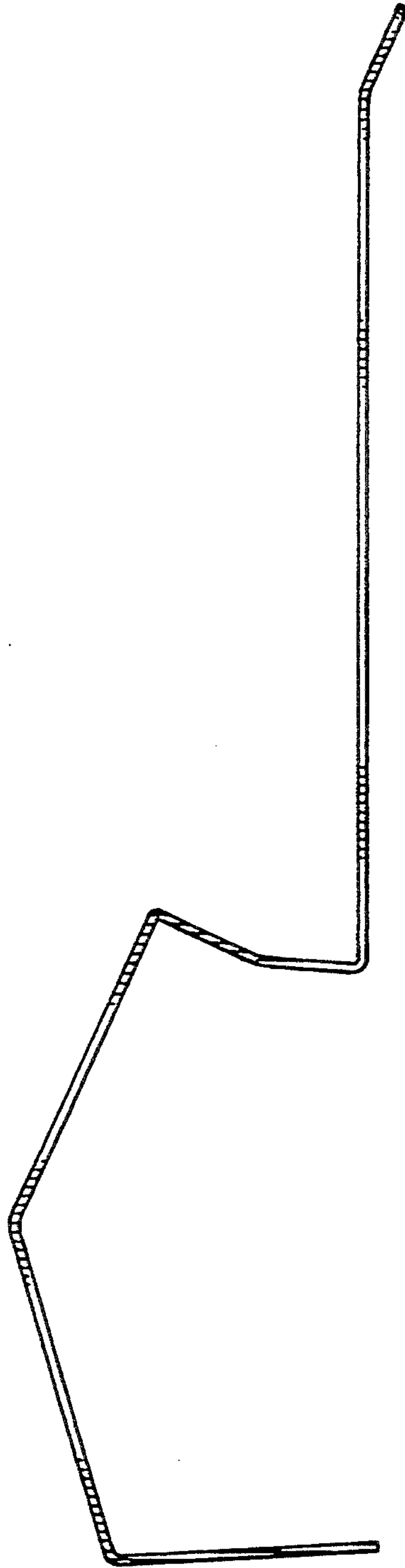


FIG. 2

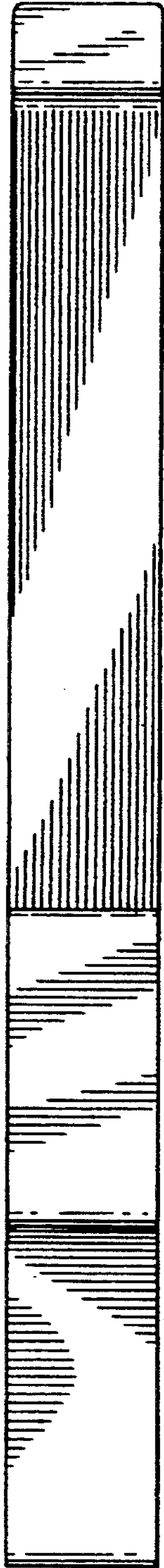


FIG. 3



FIG. 4




FIG. 5




FIG. 6