



US00D360479S

United States Patent [19]

[11] Patent Number: **Des. 360,479**

Howard

[45] Date of Patent: **** Jul. 18, 1995**

[54] **ILLUMINATED VEHICLE TAG**

[76] Inventor: **Bobbie G. Howard**, 211 Dellinger Rd., Shelby, N.C. 28150

[**] Term: **14 Years**

[21] Appl. No.: **26,079**

[22] Filed: **Oct. 25, 1994**

[52] U.S. Cl. **D26/31; D12/193**

[58] Field of Search **D26/28, 29, 30, 31; D12/193; D20/10, 35, 39, 40, 42; 40/584, 591, 592, 593, 540, 541, 624; 362/811, 812**

4,622,494 11/1986 Johnson 315/77
 4,711,044 12/1987 Danjell 40/543
 4,775,559 10/1988 Kanamori 428/31
 4,852,285 8/1989 Kimoto 40/542
 4,860,476 8/1989 Hall 40/593
 4,916,584 4/1994 Gustafson 362/61
 5,009,019 4/1991 Erlendsson et al. 40/541

Primary Examiner—James M. Gandy
Assistant Examiner—Marcus Jackson
Attorney, Agent, or Firm—Henderson & Sturm

[56] **References Cited**

U.S. PATENT DOCUMENTS

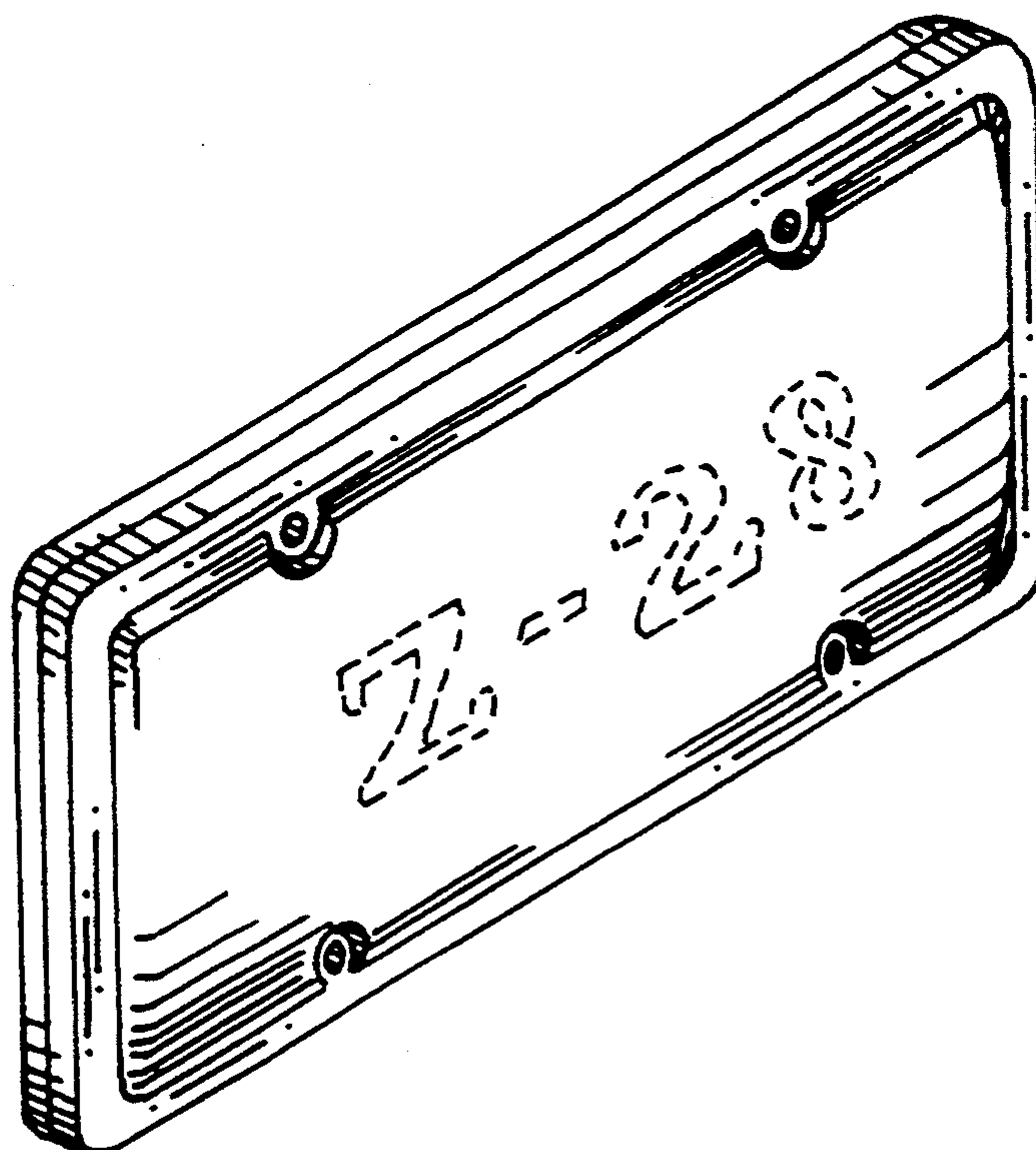
D. 118,312	12/1939	Pope	D26/30
D. 321,567	11/1991	Gladish	D26/31
D. 326,282	5/1992	Spoljaric	D26/31
D. 328,142	7/1992	Bell et al.	D26/31
2,836,913	6/1958	Thomson et al.	40/591
3,309,804	3/1967	Gill	40/2
4,574,269	3/1986	Miller	340/97
4,584,238	4/1986	Gen et al.	428/349

[57] **CLAIM**

The ornamental design for an illuminated vehicle tag, as shown and described.

DESCRIPTION

FIG. 1 is a perspective view of the illuminated vehicle tag showing the decorative design;
 FIG. 2 is a front plan view thereof;
 FIG. 3 is a rear plan view;
 FIG. 4 is a top plan view;
 FIG. 5 is a bottom plan view;
 FIG. 6 is a right side view; and,
 FIG. 7 is a left side view.



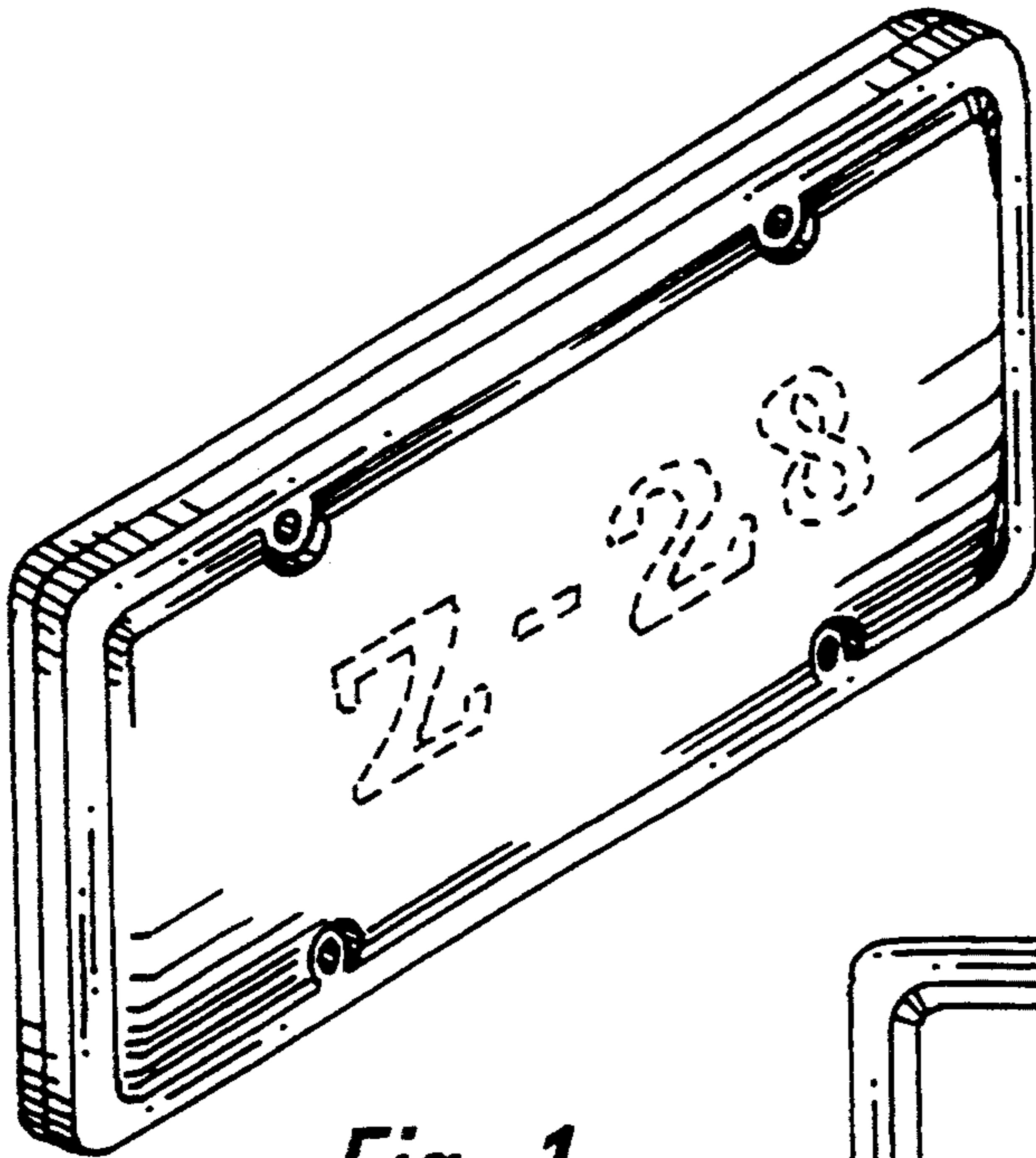


Fig. 1



Fig. 6



Fig. 7




Fig. 2

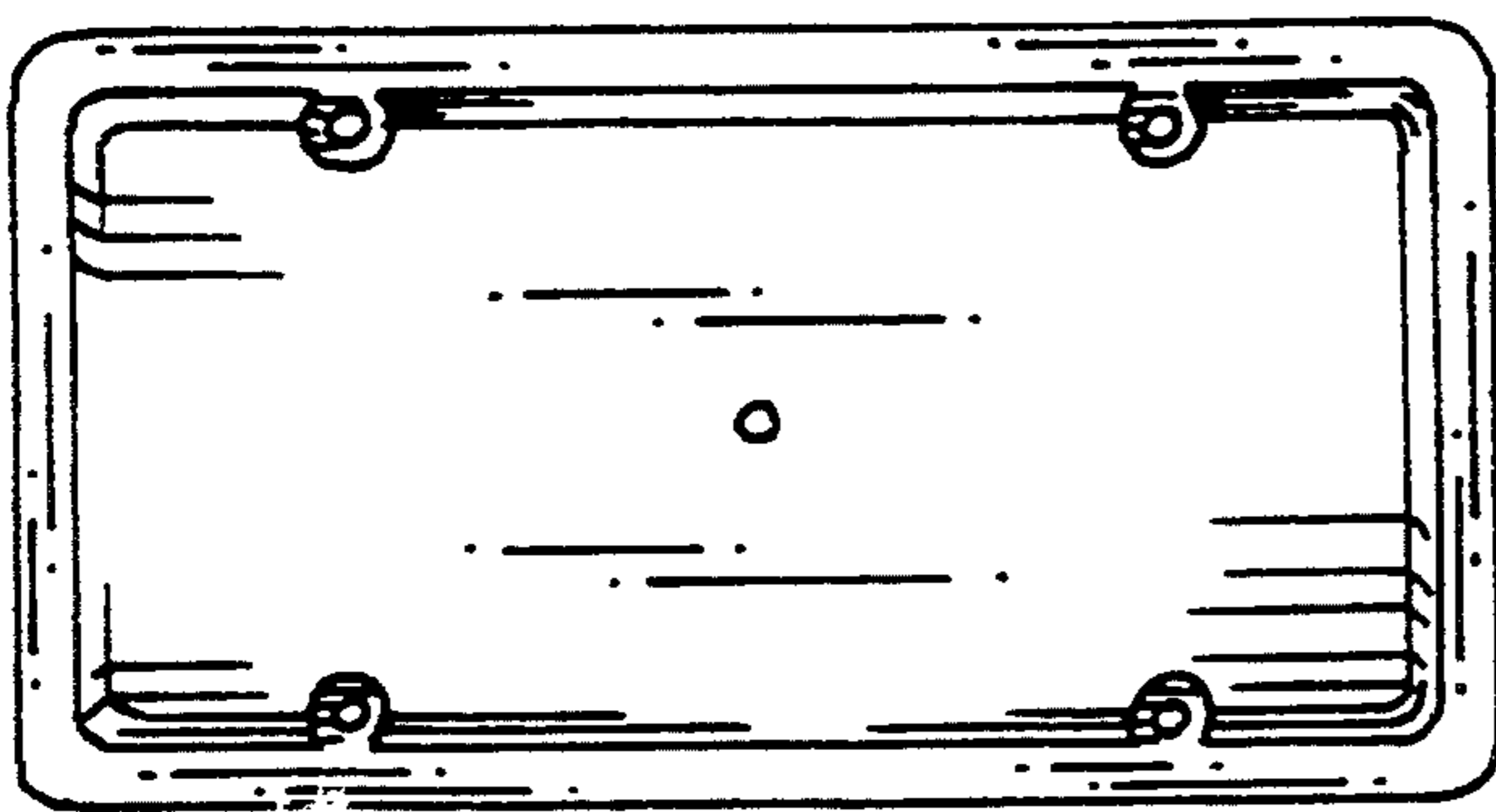


Fig. 3




Fig. 4



Fig. 5