



US00D360472S

# United States Patent [19]

[11] Patent Number: **Des. 360,472**

**Cooper**

[45] Date of Patent: **\*\* Jul. 18, 1995**

[54] SCREEN DOOR

[76] Inventor: **Glen C. Cooper**, 11100 Harrison Dr.,  
Senora, Calif. 95370

[\*\*] Term: **14 Years**

[21] Appl. No.: **22,325**

[22] Filed: **May 3, 1994**

4,311,183 1/1982 Herbst et al. .... 49/501  
 4,400,419 8/1983 Laczynski .  
 4,477,510 10/1984 Johnson et al. .  
 4,522,864 6/1985 Humason et al. .  
 4,678,690 7/1987 Palmer et al. .  
 4,857,401 8/1989 Sieverding .

### Related U.S. Application Data

[63] Continuation of Ser. No. 849,304, Mar. 9, 1992, abandoned.

[52] U.S. Cl. .... **D25/53**

[58] Field of Search ..... **D25/53; 49/501;**  
160/230, 231.1, 237, DIG. 8, DIG. 10, DIG.  
11; 52/455

### References Cited

#### U.S. PATENT DOCUMENTS

D. 277,138 1/1985 Hostetler ..... D25/49  
 1,036,721 8/1912 Rockwell ..... 160/237  
 1,764,398 6/1930 Fitzgerald ..... 160/237  
 3,308,875 3/1967 Abrams ..... 160/237

### OTHER PUBLICATIONS

Brochure distributed by American Inventors Corporation approximately during May, 1992 #R6353.

Primary Examiner—Doris Clark

### [57] CLAIM

The ornamental design for a screen door, as shown and described.

### DESCRIPTION

FIG. 1 is a front elevational view of the screen door showing my new design;  
 FIG. 2 is a rear elevational view thereof;  
 FIG. 3 is a left side elevational view thereof;  
 FIG. 4 is a right side elevational view thereof;  
 FIG. 5 is a top plan view thereof; and,  
 FIG. 6 is a bottom plan view thereof.




FIG. 1




FIG. 2






FIG. 3



FIG. 4



FIG. 5



FIG. 6

