



US00D360451S

United States Patent [19]

[11] Patent Number: **Des. 360,451**

Levocz et al.

[45] Date of Patent: **** Jul. 18, 1995**

[54] **GOLF CLUB SUPPORT**

[76] Inventors: **Reynold J. Levocz**, 868 Penns Way, West Chester, Pa. 19382; **Joseph W. Szewc**, 2971 Belgrade St., Philadelphia, Pa. 19134

[**] Term: **14 Years**

[21] Appl. No.: **31,087**

[22] Filed: **Nov. 17, 1994**

4,691,884	9/1987	Parduhn	248/96
4,834,444	5/1989	Young	248/96 X
5,149,087	9/1992	Thompson, Jr.	273/32 B
5,222,703	6/1993	Ricciardelli	248/96

Primary Examiner—Prabhakar G. Deshmukh
Assistant Examiner—Cheri Cohen
Attorney, Agent, or Firm—Breneman, Georges & Krikelis

[57] **CLAIM**

The ornamental design for a golf club support, as shown and described.

Related U.S. Application Data

[62] Division of Ser. No. 307,166, Sep. 16, 1994.
[52] **U.S. Cl.** **D21/234**
[58] **Field of Search** **D21/234; 273/32 B; 248/96; 211/68**

DESCRIPTION

FIG. 1 is a right side elevation view of a golf club support showing my new design, the left side being a mirror image;
FIG. 2 is a front elevation view thereof;
FIG. 3 is a rear elevation view thereof;
FIG. 4 is an enlarged top plan view thereof;
FIG. 5 is an enlarged bottom plan view thereof; and,
FIG. 6 is a side elevation view thereof.
The broken line showing of the golf clubs, ground line and grass blades in FIG. 6 are for illustrative purposes only and forms no part of the claimed design.

[56] **References Cited**

U.S. PATENT DOCUMENTS

D. 292,059	9/1987	Heitfield	D8/1
D. 300,760	4/1989	Krokus, Sr.	D21/234
3,570,795	3/1971	Benzel	248/96
3,954,239	5/1976	Kerbs, Jr.	248/96






Fig. 1

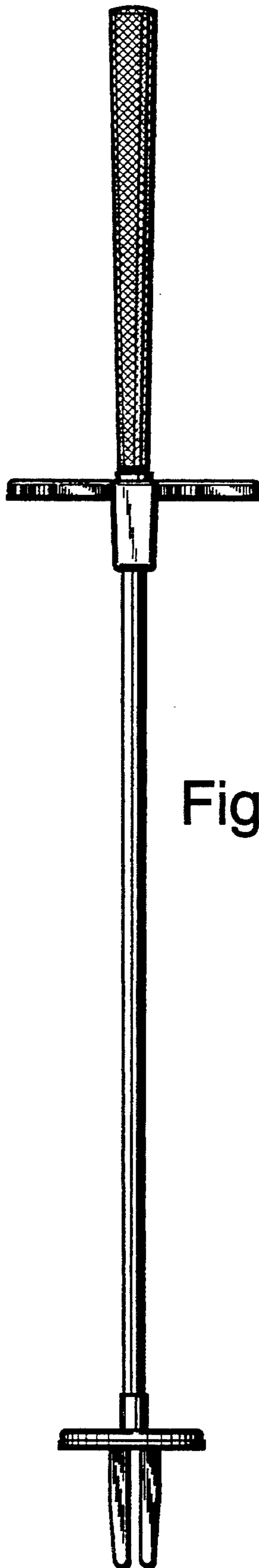


Fig. 2

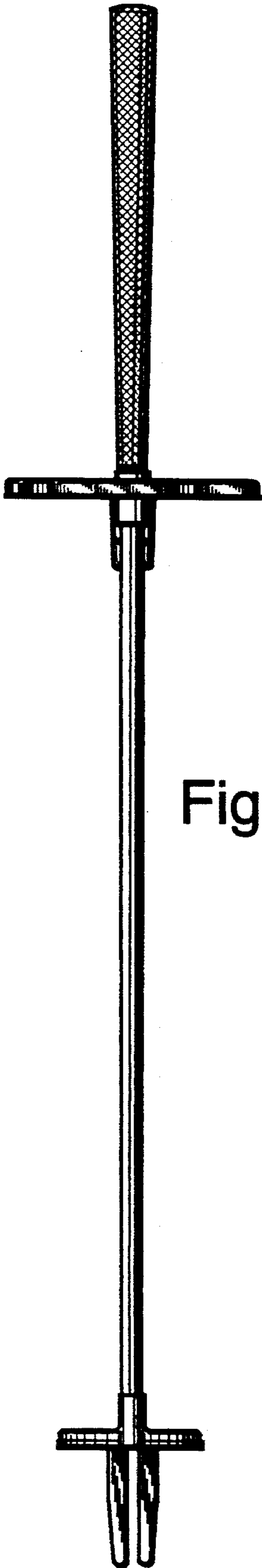


Fig. 3

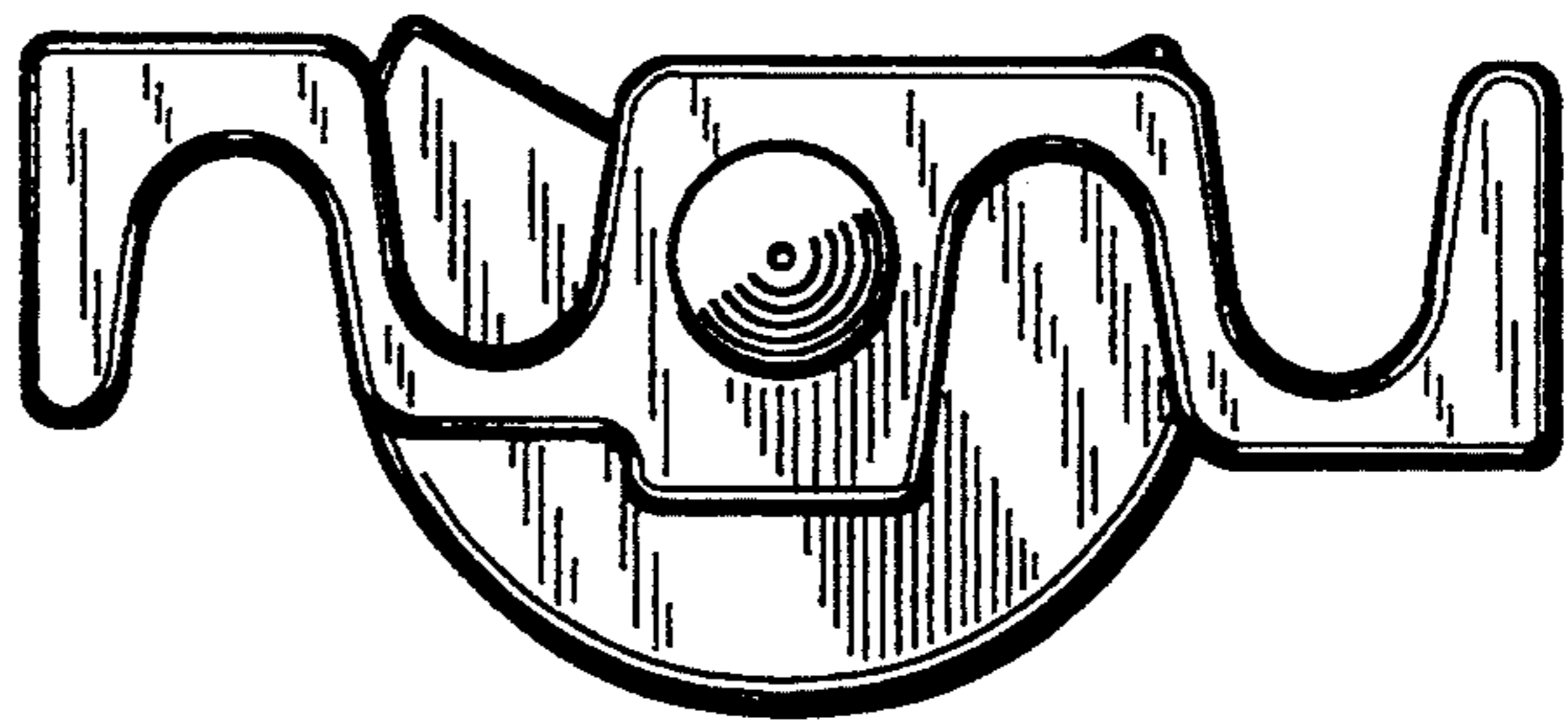


Fig. 4

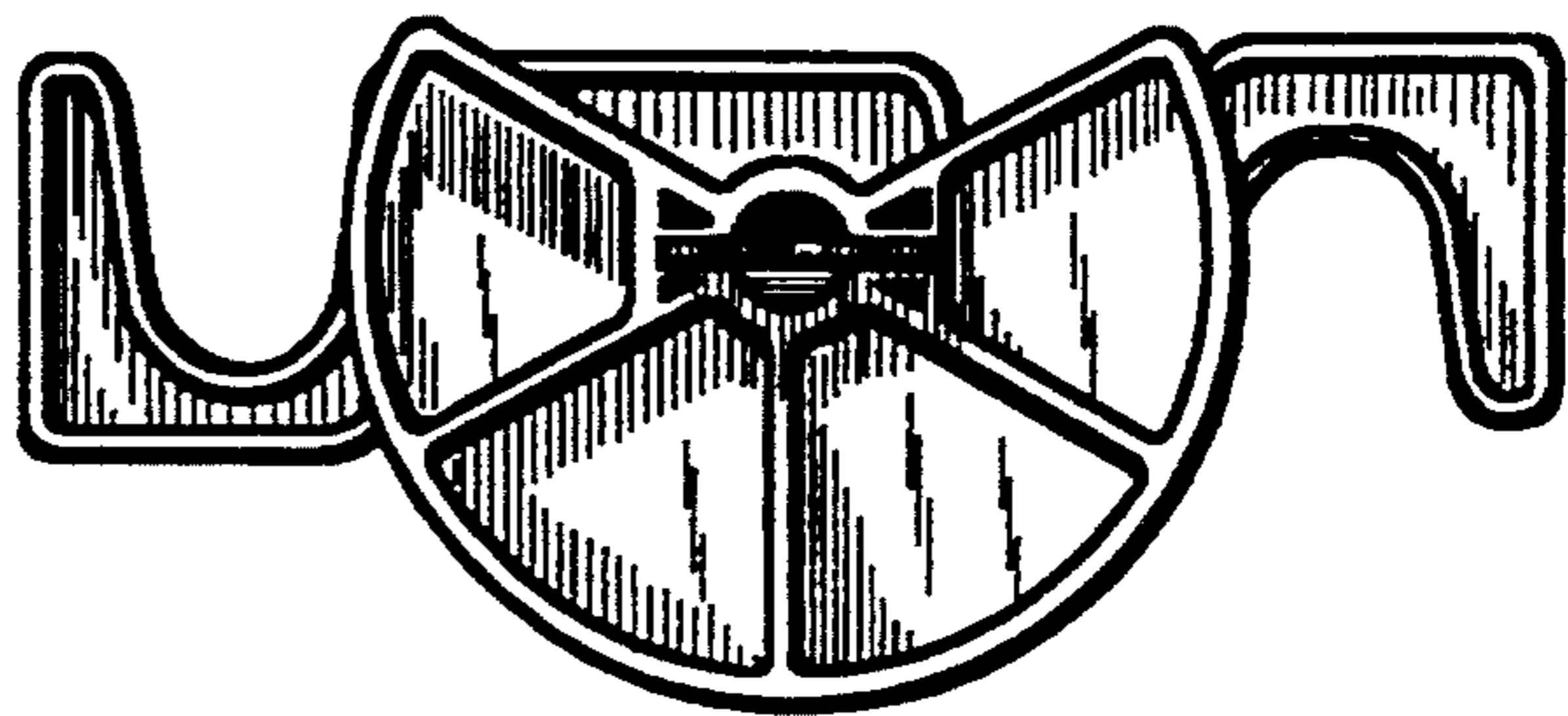


Fig. 5

Fig. 6

