



US00D360450S

United States Patent [19]

[11] Patent Number: **Des. 360,450**

Louden et al.

[45] Date of Patent: **** Jul. 18, 1995**

[54] **DIVOT TOOL**

[75] Inventors: **James W. Loudon; Richard E. Loudon**, both of North Lewisburg, Ohio

[73] Assignee: **Louden Bro's. Tool Co., Inc.**, North Lewisburg, Ohio

[**] Term: **14 Years**

[21] Appl. No.: **19,579**

[22] Filed: **Mar. 7, 1994**

[52] U.S. Cl. **D21/234**

[58] Field of Search **D21/234; 273/32 B**

[56] **References Cited**

U.S. PATENT DOCUMENTS

- D. 190,333 5/1961 Gunderson D21/234
- D. 197,205 12/1963 Estwing D21/234

- D. 197,342 1/1964 Doble D21/234
- D. 209,973 1/1968 Klitzner D21/234
- D. 225,756 1/1973 Stephens D21/234
- D. 272,461 1/1984 Burns D21/234

Primary Examiner—Theodore M. Shooman
Assistant Examiner—Cheri Cohen
Attorney, Agent, or Firm—Biebel & French

[57] **CLAIM**

The ornamental design for a divot tool, as shown.

DESCRIPTION

FIG. 1 is a perspective view of the divot tool showing our new design;
 FIG. 2 is a top plan view thereof;
 FIG. 3 is a front elevational view thereof;
 FIG. 4 is a right side elevational view thereof;
 FIG. 5 is a rear elevational view thereof;
 FIG. 6 is a left side elevational view thereof; and,
 FIG. 7 is a bottom plan view thereof.

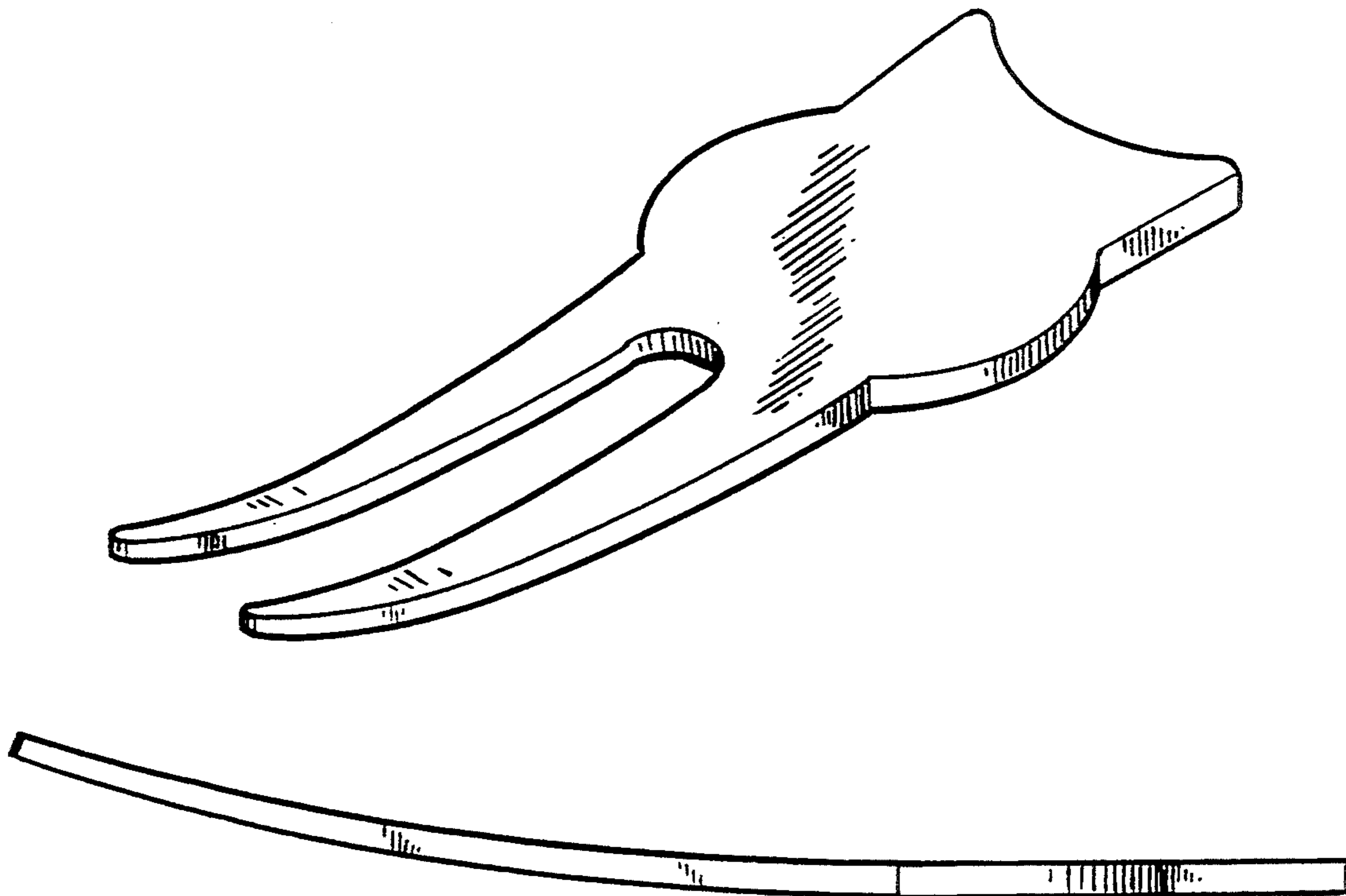


FIG-1

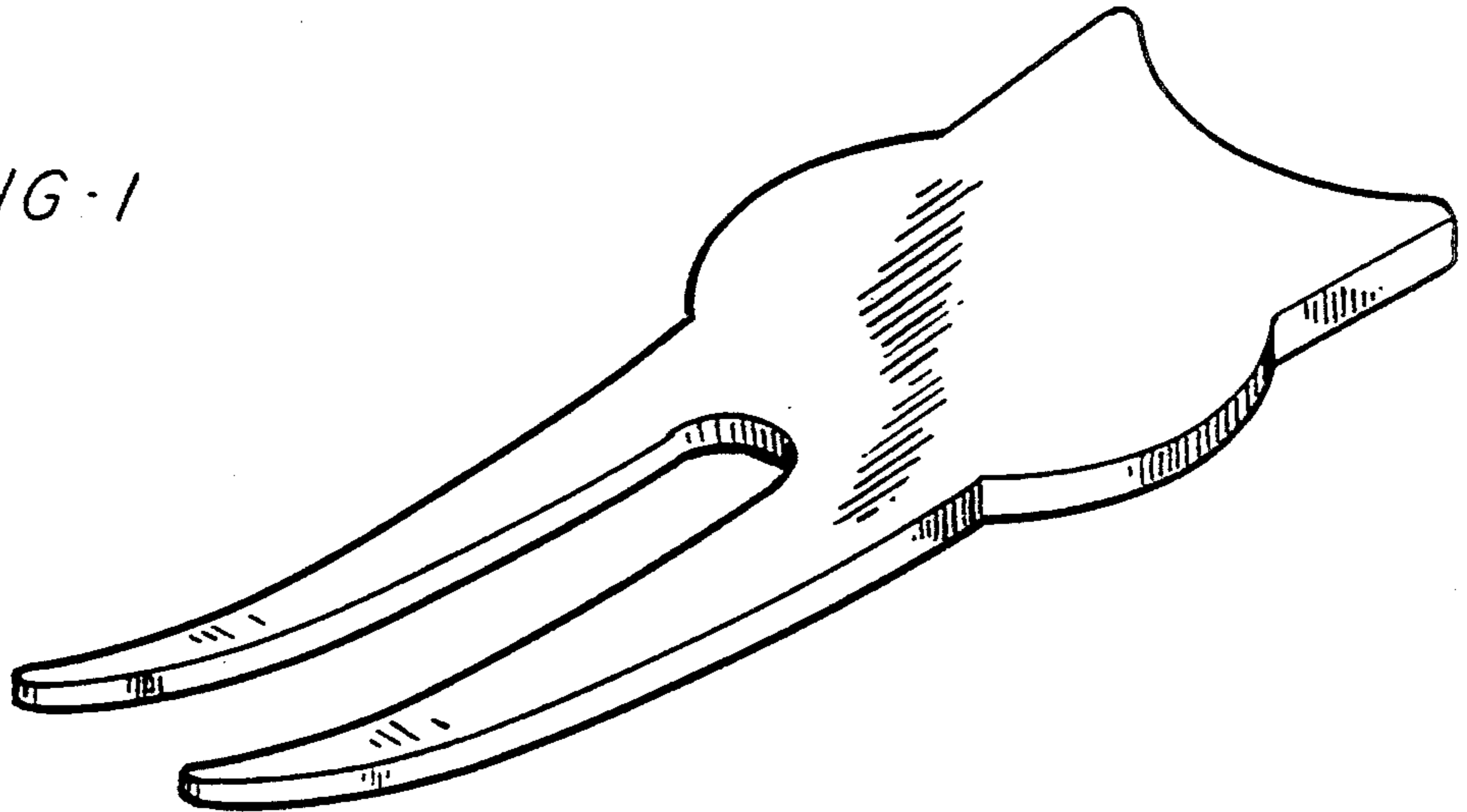


FIG-2

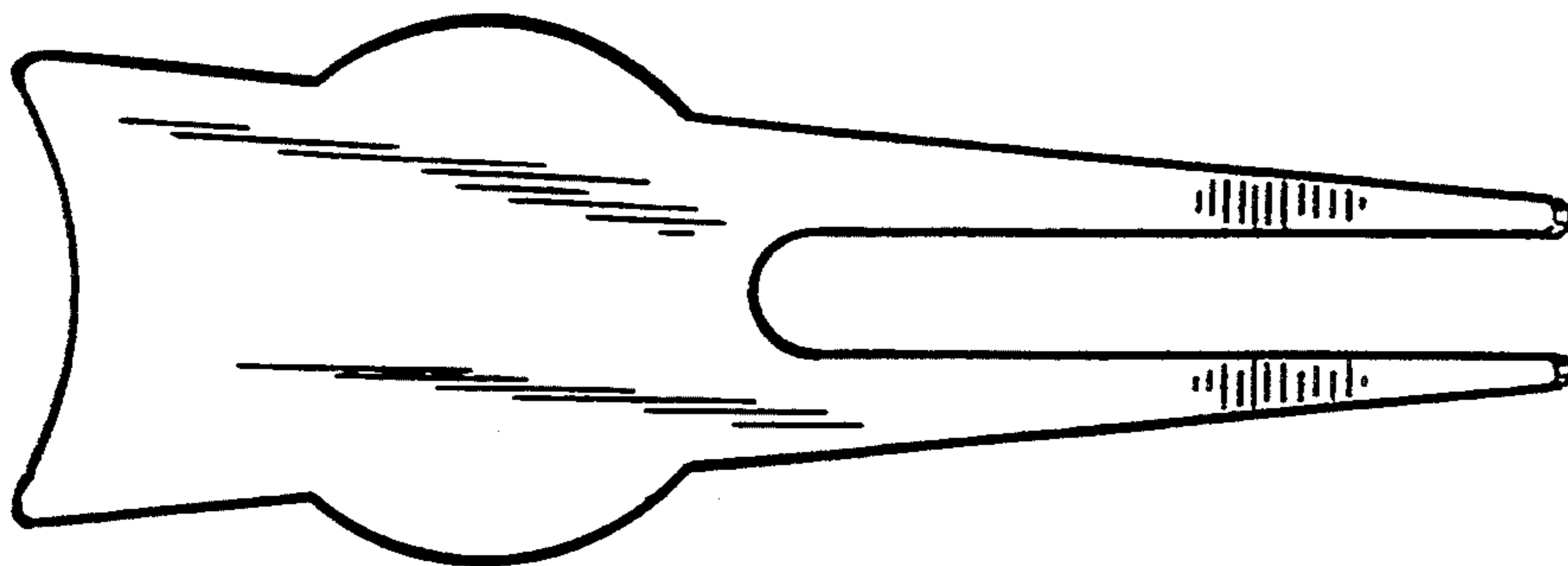


FIG-3



FIG-4



FIG-5



FIG-6



FIG-7

