



US00D360444S

United States Patent [19]

Takahashi et al.

[11] Patent Number: **Des. 360,444**

[45] Date of Patent: **** Jul. 18, 1995**

[54] GOLF CLUB HEAD

[75] Inventors: **Kunihiko Takahashi, Musashino; Yutaka Oku, Higashikurume, both of Japan**

[73] Assignee: **Daiwa Golf Co., Ltd., Higashikurume, Japan**

[**] Term: **14 Years**

[21] Appl. No.: **16,946**

[22] Filed: **Dec. 30, 1993**

[30] Foreign Application Priority Data

Jun. 30, 1993 [JP] Japan 5-20292

[52] U.S. Cl. **D21/219**

[58] Field of Search **D21/214, 217-219; 273/164.1, 167-175**

[56] References Cited

U.S. PATENT DOCUMENTS

- D. 161,790 1/1951 Sappington D21/217 X
- D. 224,545 8/1972 Elkins, Jr. D21/217
- D. 230,750 3/1974 Ehrich D21/217
- D. 240,644 7/1976 Manfrin .
- D. 279,497 7/1985 Brown D21/219
- D. 294,849 3/1988 Antonius .
- D. 310,254 8/1990 Take .
- 2,213,190 9/1940 Haverbach 273/167 E
- 3,194,564 7/1965 Swan D21/219 X

FOREIGN PATENT DOCUMENTS

- 705639 5/1987 Japan .
- 721983 12/1987 Japan .
- 747788 10/1988 Japan .
- 808031 2/1991 Japan .

OTHER PUBLICATIONS

Golf Digest; Sep. 1976; p. 102; Tru Stroke Putter Model 218 Mallet—middle of page.
Golf Magazine; May 1988; p. 46; Ray Cook Putters Model M-1, M1-36, MB-A.


Primary Examiner—Theodore M. Shooman
Assistant Examiner—Mitchell I. Siegel
Attorney, Agent, or Firm—Bacon & Thomas

[57] CLAIM

The ornamental design for a golf club head, as shown.

DESCRIPTION

FIG. 1 is a front, top and left side perspective view of a golf club head, showing our new design;
FIG. 2 is a front, bottom and left side perspective view thereof;
FIG. 3 is a top plan view thereof;
FIG. 4 is a front elevational view thereof;
FIG. 5 is a bottom plan view thereof;
FIG. 6 is a rear elevational view thereof;
FIG. 7 is a left side elevational view thereof; and,
FIG. 8 is a right side elevational view thereof.






FIG. 1

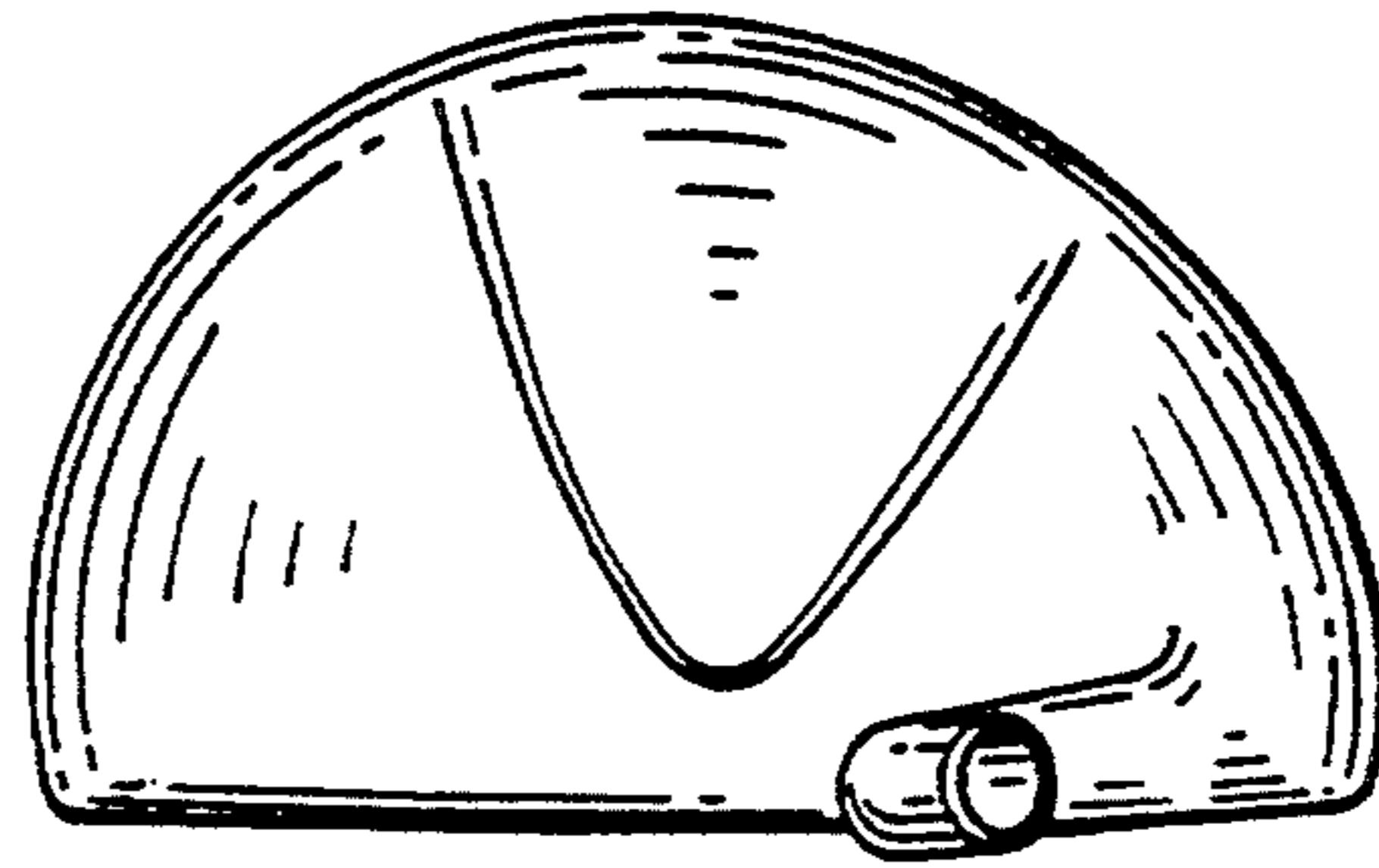


FIG. 3




FIG. 2

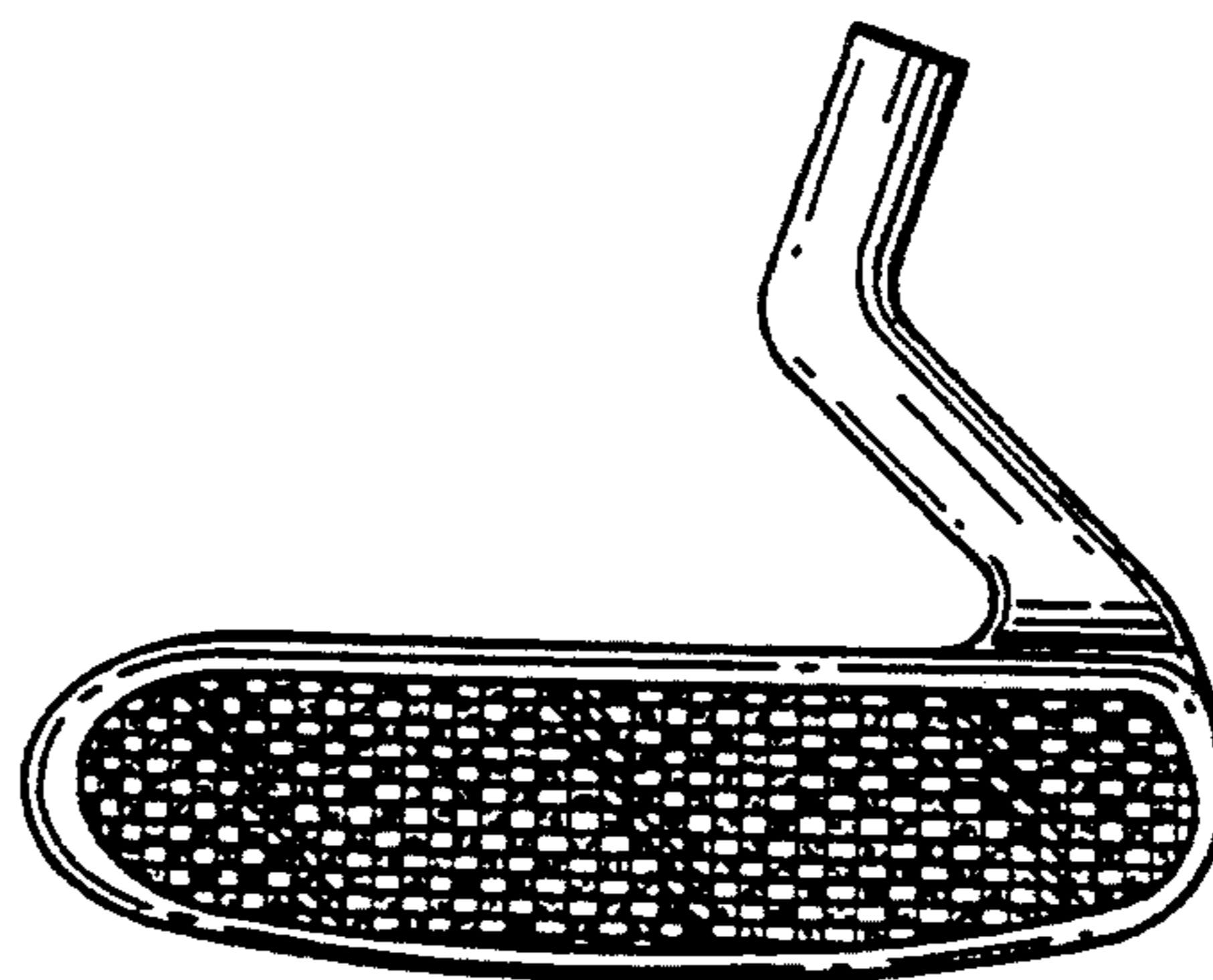


FIG. 4

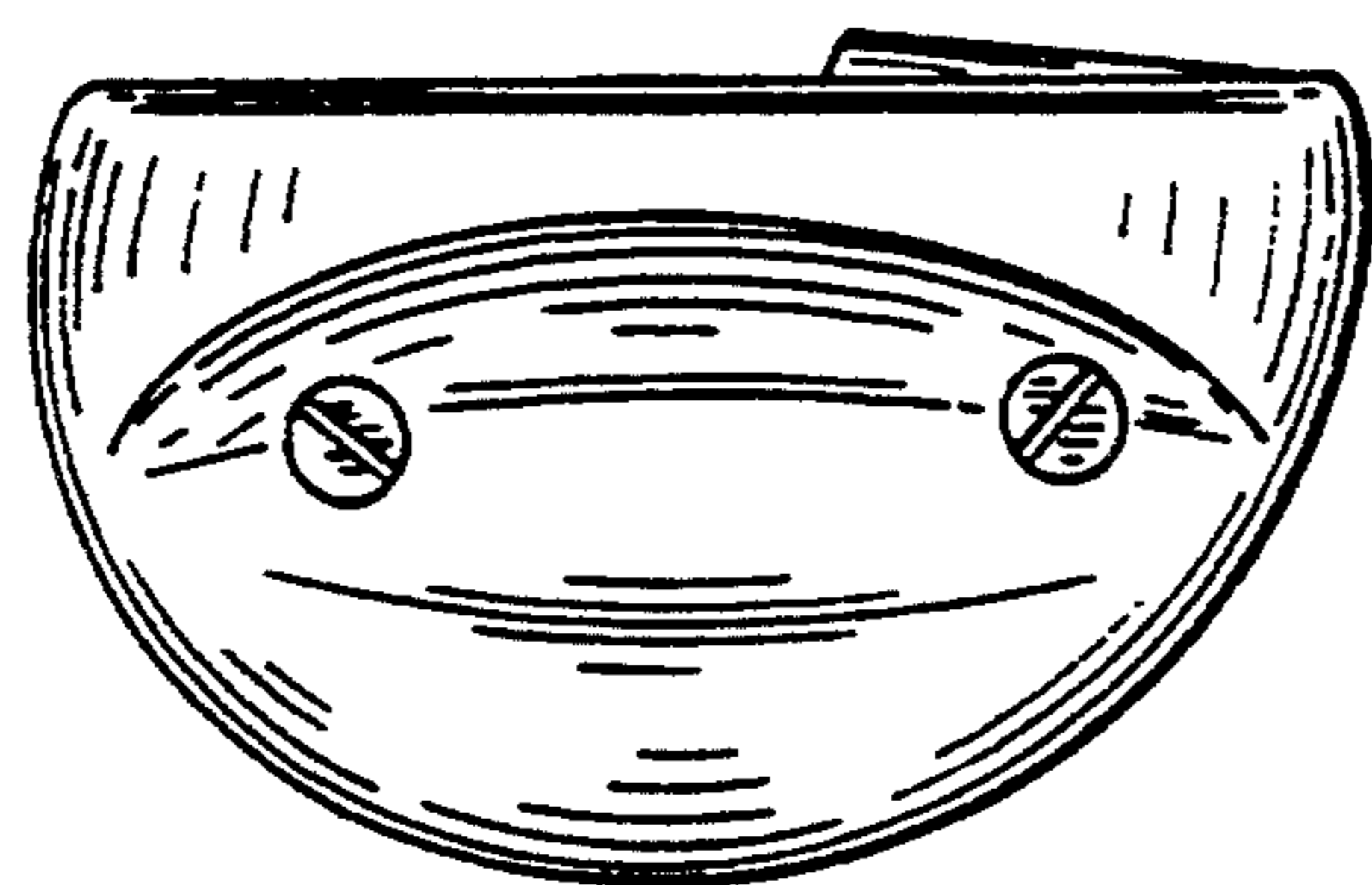


FIG. 5

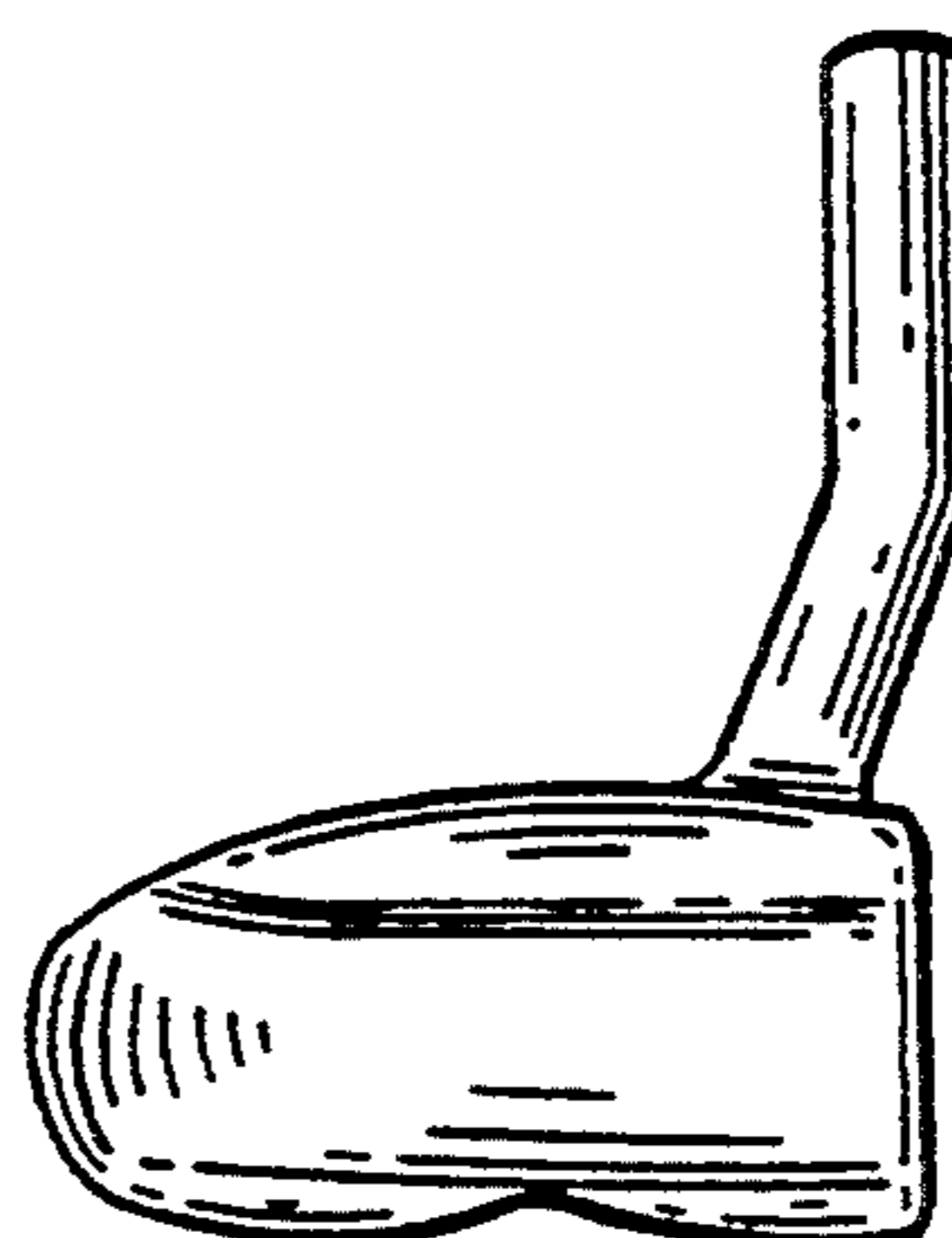


FIG. 7




FIG. 6

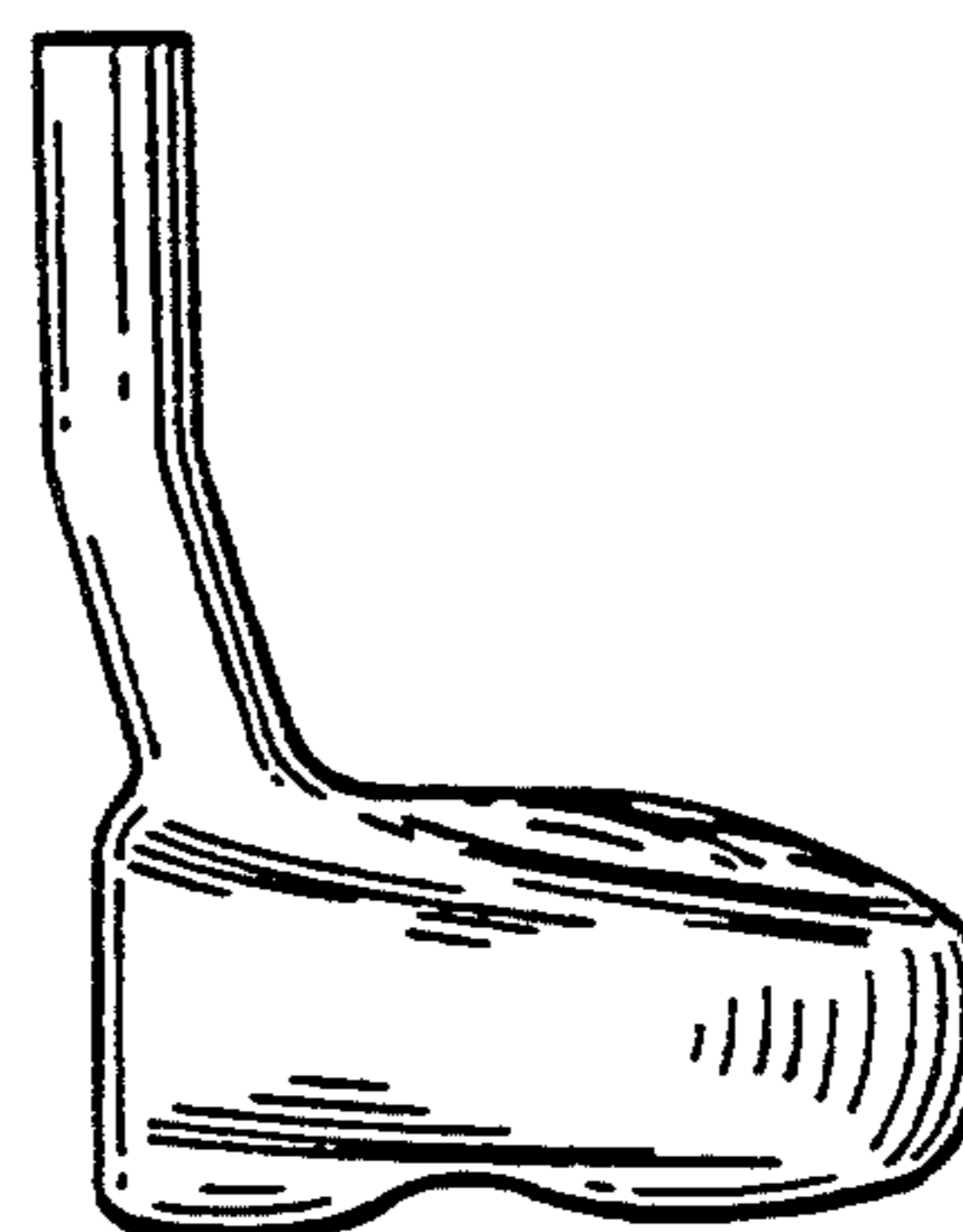


FIG. 8