



US00D360432S

United States Patent [19]

[11] Patent Number: **Des. 360,432**

Arsenault

[45] Date of Patent: **** Jul. 18, 1995**

[54] **WRITING INSTRUMENT**

[75] Inventor: **Lynne Arsenault, Hudson, N.H.**

[73] Assignee: **Lowell Shoe, Inc., Hudson, N.H.**

[**] Term: **14 Years**

[21] Appl. No.: **28,159**

[22] Filed: **Sep. 8, 1994**

[52] U.S. Cl. **D19/42; D19/36; D19/51; D10/58; 401/195**

[58] Field of Search **D19/35, 36, 41-51, D19/54-58, 81-85; D10/57, 58; 401/52, 195; 374/201, 208**

[56] **References Cited**

U.S. PATENT DOCUMENTS

- D. 24,538 8/1895 Bayer D10/58
- D. 114,899 5/1939 Lipic, Jr. D19/36 X
- D. 153,637 5/1949 Reiss D10/58 X
- D. 175,539 9/1955 Dunn D10/58

- 1,646,914 10/1927 Kashiwagi D10/58 X
- 3,261,548 7/1966 Riehle 401/195 X
- 4,403,418 9/1983 Vagias 401/195 X

Primary Examiner—Martie Thompson
Attorney, Agent, or Firm—Fish & Richardson

[57] **CLAIM**

The ornamental design for a writing instrument, as shown and described.

DESCRIPTION

FIG. 1 is a front perspective view of a writing instrument showing my new design;
FIG. 2 is a front elevational view;
FIG. 3 is a rear elevational view;
FIG. 4 is a right side elevational view;
FIG. 5 is a left side elevational view;
FIG. 6 is a bottom plan view;
FIG. 7 is a top plan view; and,
FIG. 8 is a front elevational view thereof with the writing tip extended.

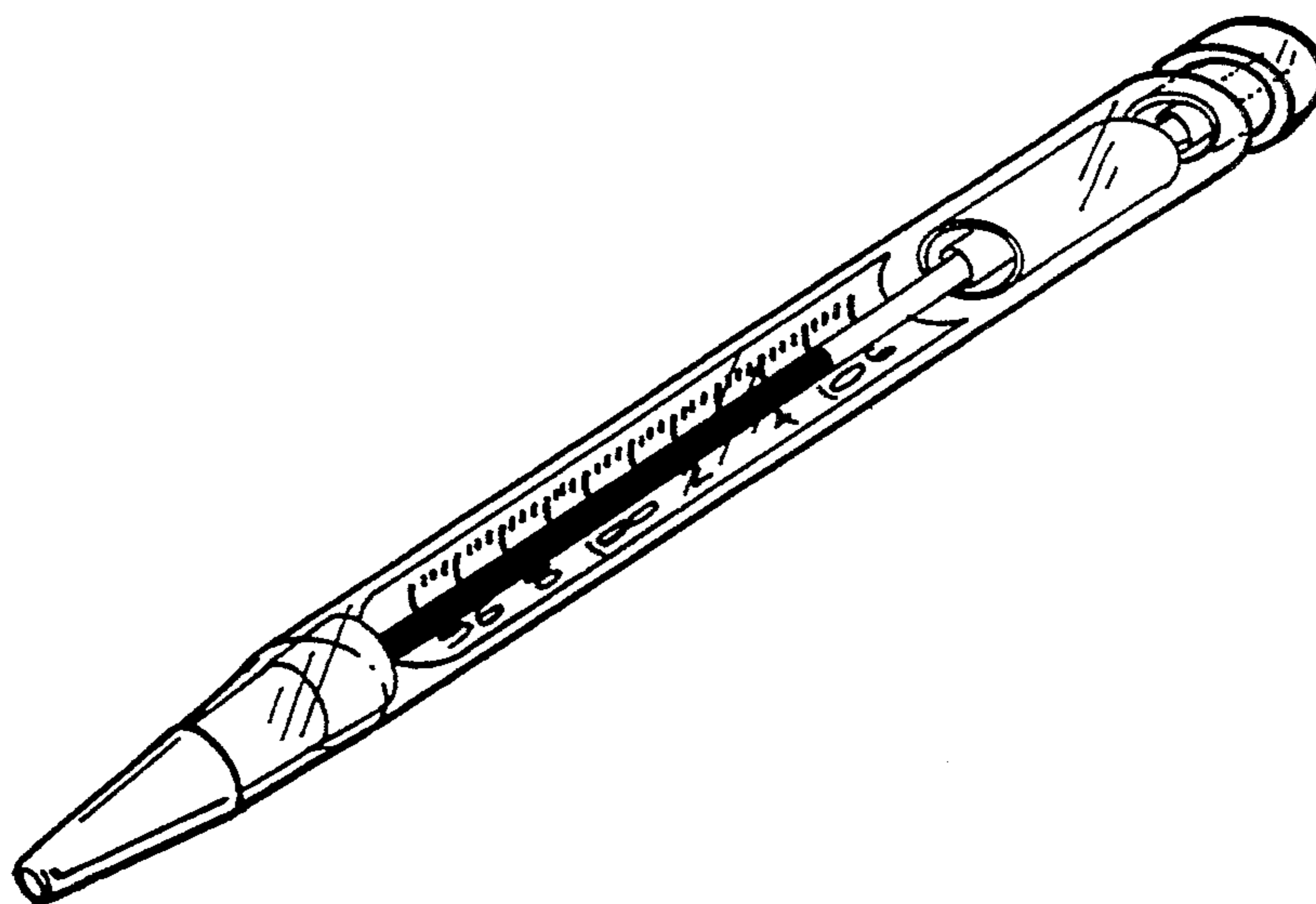


FIG. 1

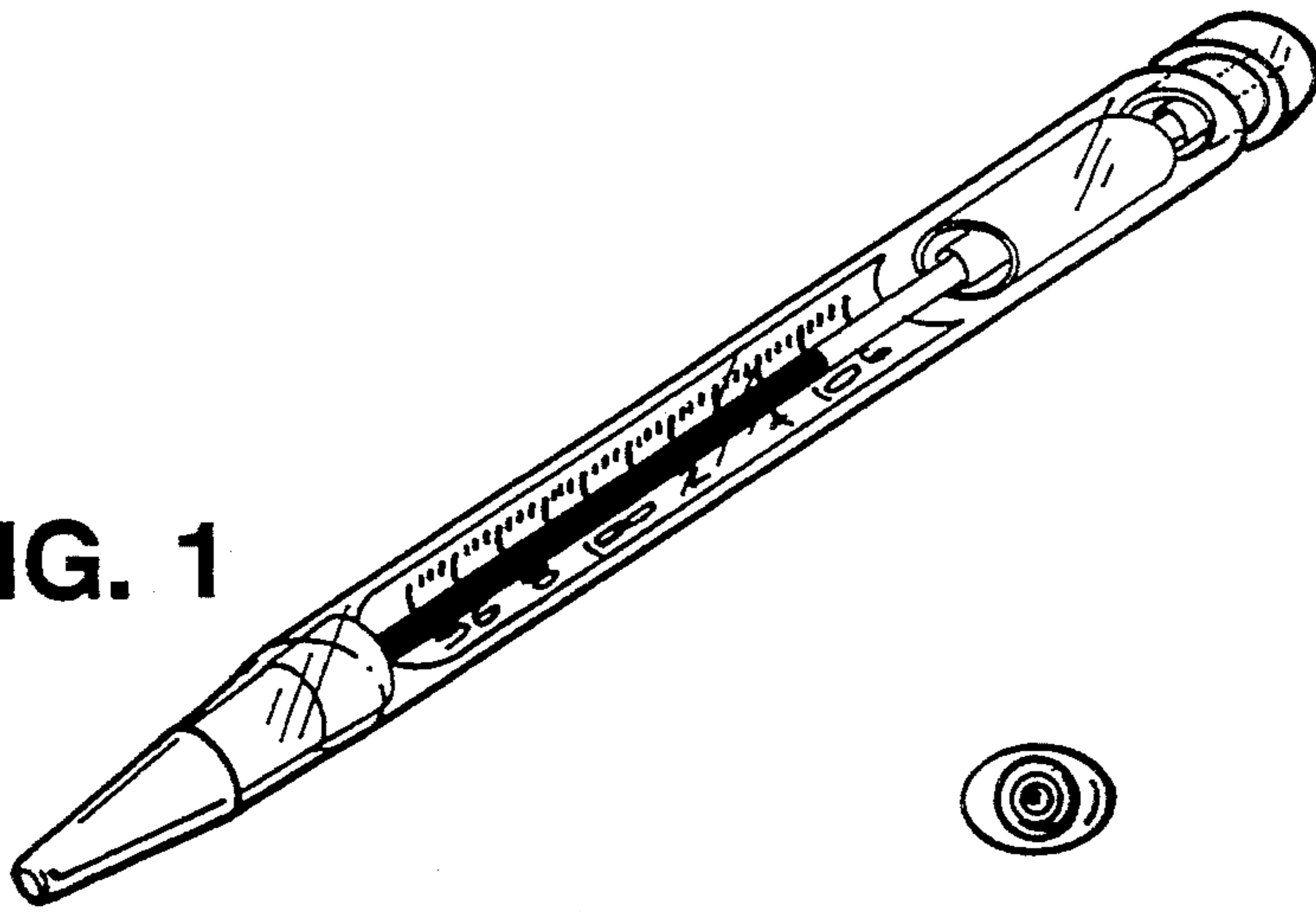


FIG. 6



FIG. 7




FIG. 2



FIG. 3




FIG. 4




FIG. 5

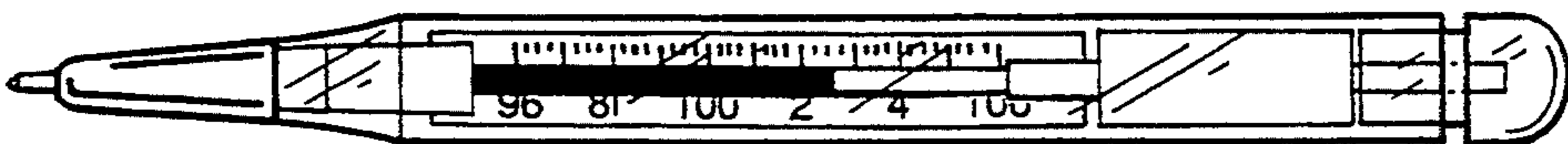


FIG. 8