



US00D360428S

United States Patent [19]

[11] Patent Number: **Des. 360,428**

Hayashihara

[45] Date of Patent: **** Jul. 18, 1995**

[54] **PRINTER**

[75] Inventor: **Yuji Hayashihara, Nara, Japan**

[73] Assignee: **Sharp Kabushiki Kaisha, Osaka, Japan**

[**] Term: **14 Years**

[21] Appl. No.: **19,613**

[22] Filed: **Mar. 8, 1994**

[30] **Foreign Application Priority Data**

Sep. 22, 1993 [JP] Japan 5-28665

[52] U.S. Cl. **D18/50**

[58] Field of Search D18/50-52,
D18/54-55, 19; 400/690-694, 690.1-690.4,
613, 613.1-613.4, 88; D14/106

[56] **References Cited**

U.S. PATENT DOCUMENTS

- D. 323,344 1/1992 Umino et al. D18/54
- D. 330,721 11/1992 Yoshihara D18/50
- D. 339,157 9/1993 Miyamoto et al. D18/50
- D. 339,158 9/1993 Sato D18/50
- D. 339,372 9/1993 Kando D18/50
- D. 339,576 9/1993 Sawada et al. D14/118
- D. 343,407 1/1993 Kando D14/106
- D. 343,829 2/1994 Okuda et al. D14/116

- D. 352,731 11/1994 Sugimoto D18/50
- 5,106,220 4/1992 Ricca et al. 400/694
- 5,188,464 2/1993 Aaron 400/88

FOREIGN PATENT DOCUMENTS

67870 1/1991 Canada D18/00 50

OTHER PUBLICATIONS

Hitachi BP-20 with the Printer brochure, May 1991.
Citizen Notebook Printer brochure, May 16, 1991.
Toshiba DynaPrinter J31DPRI brochure, Mar. 1991.

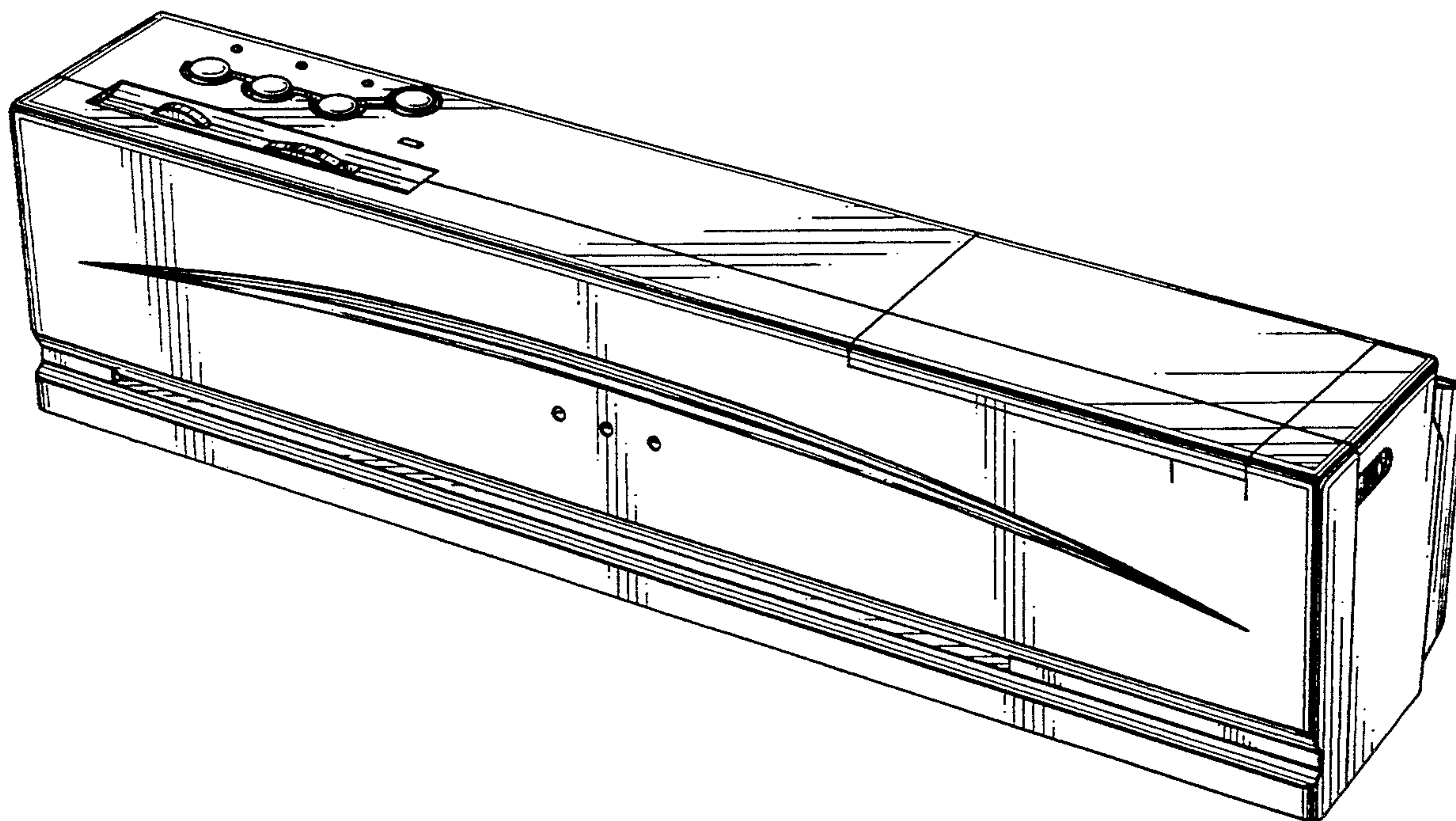
Primary Examiner—Cathy Anne MacCormac
Attorney, Agent, or Firm—Nixon & Vanderhye

[57] **CLAIM**

The ornamental design for a printer, as shown and described.

DESCRIPTION

FIG. 1 is a top, front and right side perspective view of a printer according to my design;
FIG. 2 is a top plan view thereof;
FIG. 3 is a front elevational view thereof;
FIG. 4 is a right side elevational view thereof;
FIG. 5 is a rear elevational view thereof;
FIG. 6 is a left side elevational view thereof; and,
FIG. 7 is a bottom plan view thereof.



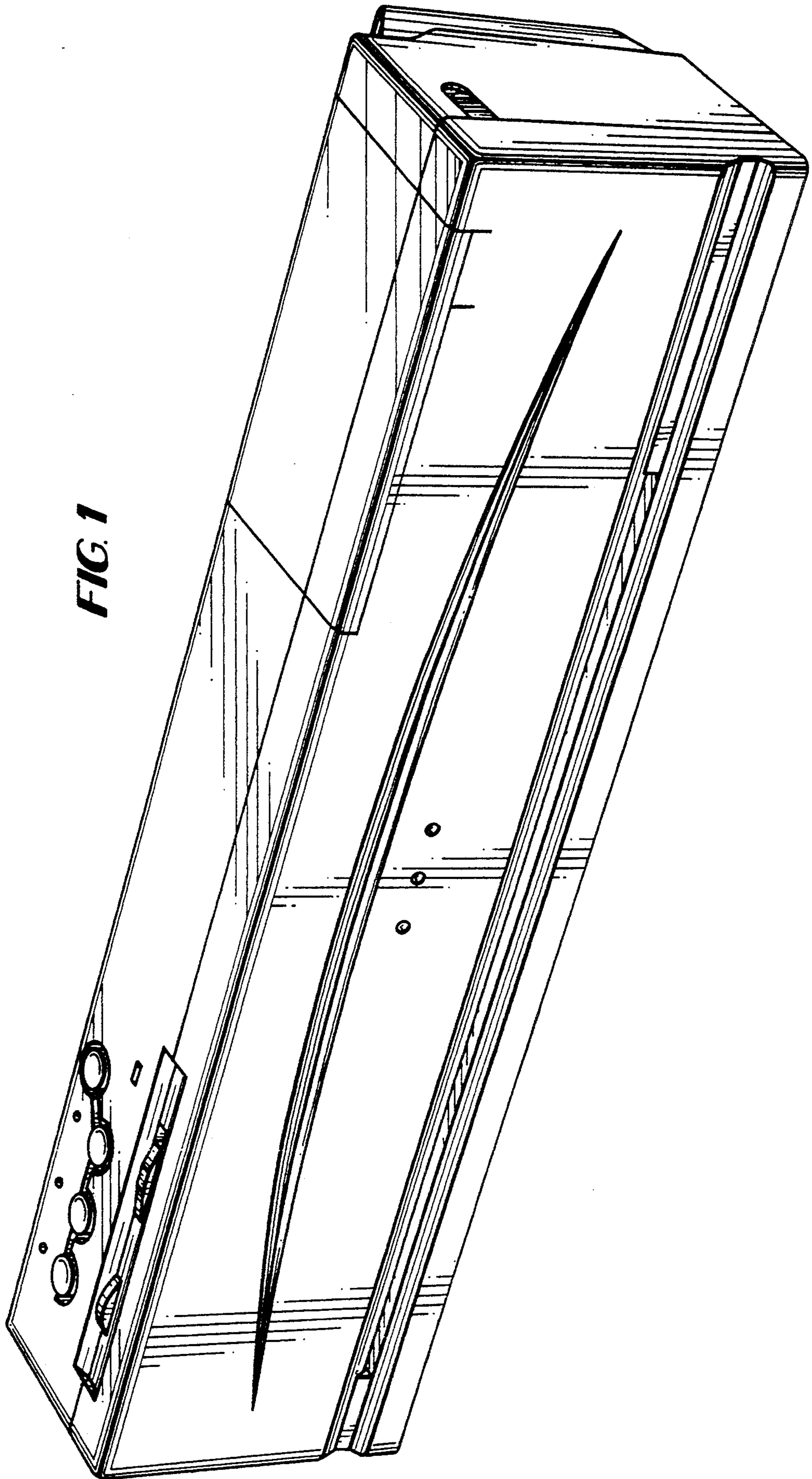


FIG. 1

FIG. 2

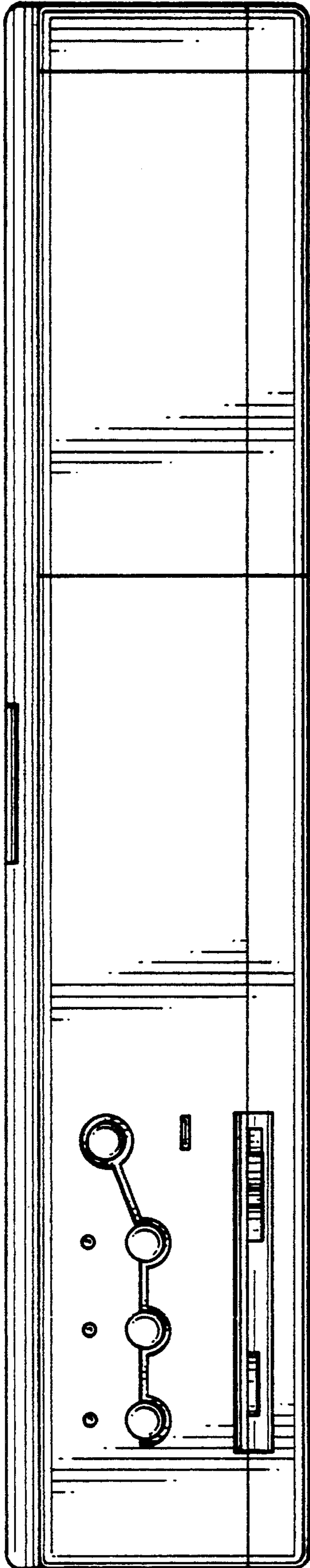
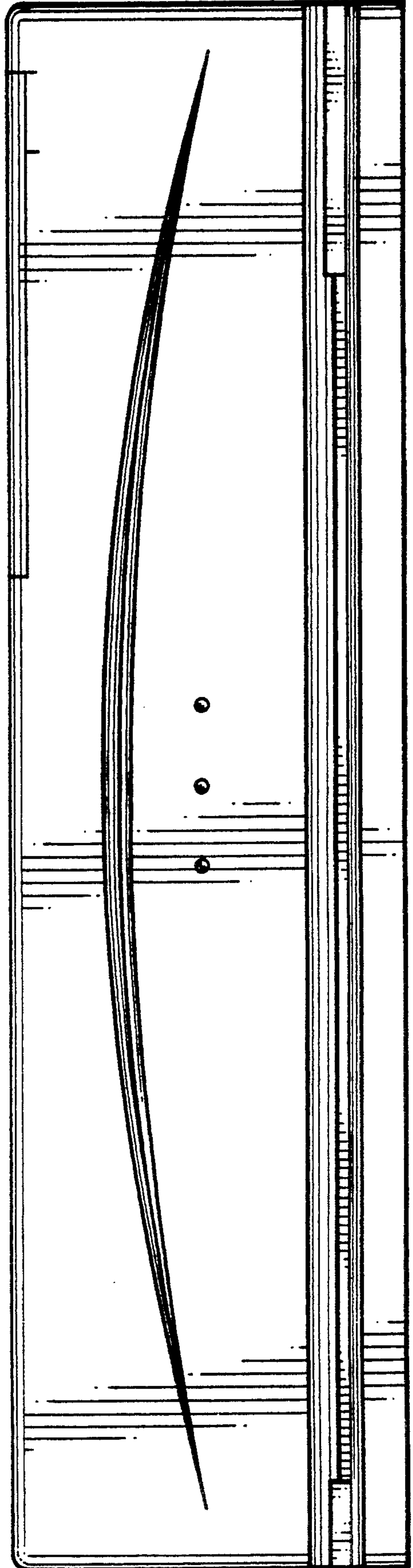


FIG. 3



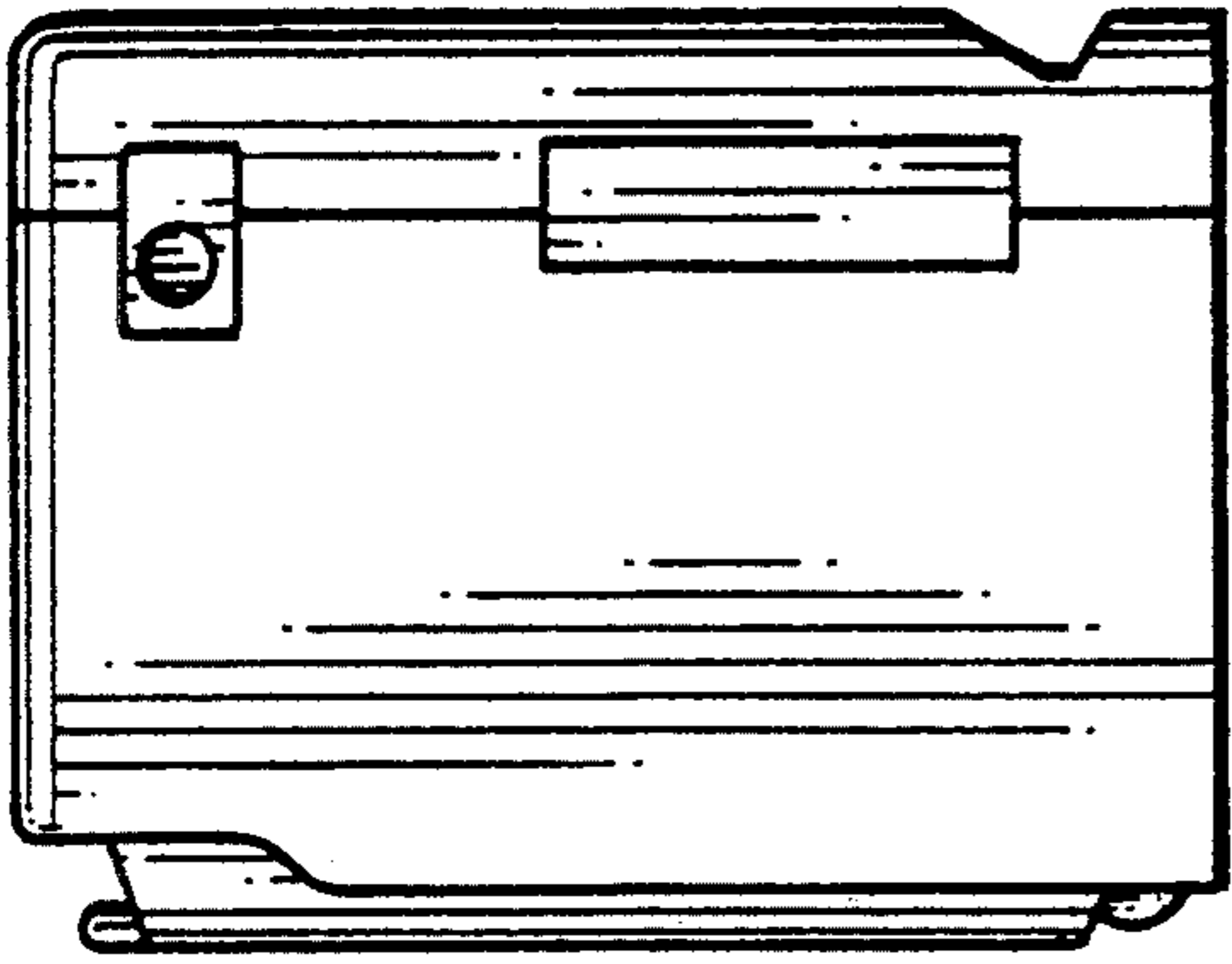


FIG. 6




FIG. 4

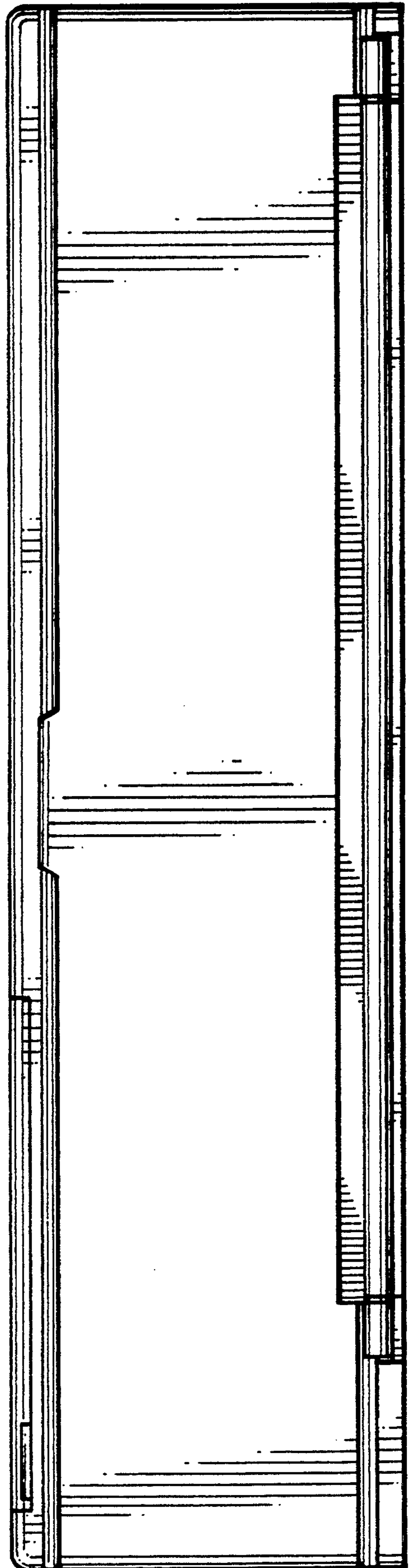


FIG. 5

FIG. 7

