



US00D360419S

United States Patent [19]

[11] Patent Number: **Des. 360,419**

Weber et al.

[45] Date of Patent: **** Jul. 18, 1995**

[54] TELEPHONE INTERCONNECT MODULE
FACE PLATE

[75] Inventors: **Janice M. Weber, Elgin; Gary E. Peterson, Schaumburg; Richard Ng, Palatine, all of Ill.**

[73] Assignee: **Motorola, Inc., Schaumburg, Ill.**

[**] Term: **14 Years**

[21] Appl. No.: **25,960**

[22] Filed: **Jul. 18, 1994**

[52] U.S. Cl. **D14/240; D13/177; D14/257**

[58] Field of Search **D14/140, 142, 240, 257; D13/110, 162, 164, 177, 184; 361/627, 622, 636, 693, 801, 727, 600, 736, 6, 683; 379/441, 442, 440**

[56] **References Cited**

U.S. PATENT DOCUMENTS

- D. 274,615 7/1984 Bean et al. D13/162
- D. 333,655 3/1993 Weber D13/164

- D. 334,561 4/1993 Crater et al. D13/162 X
- D. 337,304 7/1993 Lubbe et al. D13/110
- D. 337,754 7/1993 Peterson et al. D13/164
- D. 353,810 12/1994 Pullman et al. D13/164 X
- 4,454,596 6/1984 Wunsch et al. 361/627 X
- 4,702,535 10/1987 Beun 361/727 X
- 4,758,928 7/1988 Wierce et al. 361/801
- 4,862,320 8/1989 Schmidt et al. 361/693
- 5,323,454 6/1994 Shay et al. 361/600 X

Primary Examiner—Jeffrey Asch
Attorney, Agent, or Firm—Christopher P. Moreno;
Wayne J. Egan; Steven G. Parmelee

[57] **CLAIM**

The ornamental design for a telephone interconnect module face plate, as shown and described.

DESCRIPTION

FIG. 1 is a front, top, and right side perspective view showing our new design for a telephone interconnect module face plate;
FIG. 2 is a rear elevational view thereof;
FIG. 3 is a bottom plan view thereof; and,
FIG. 4 is a left elevational view thereof.

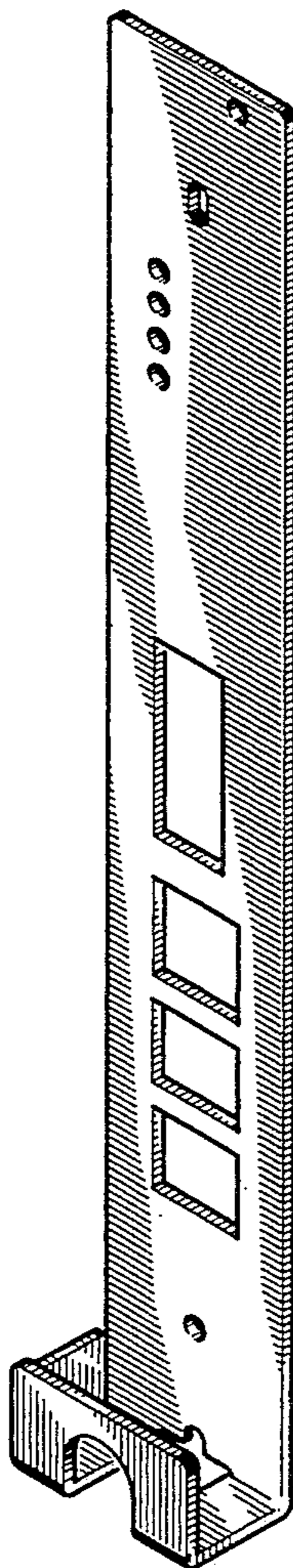


FIG. 1

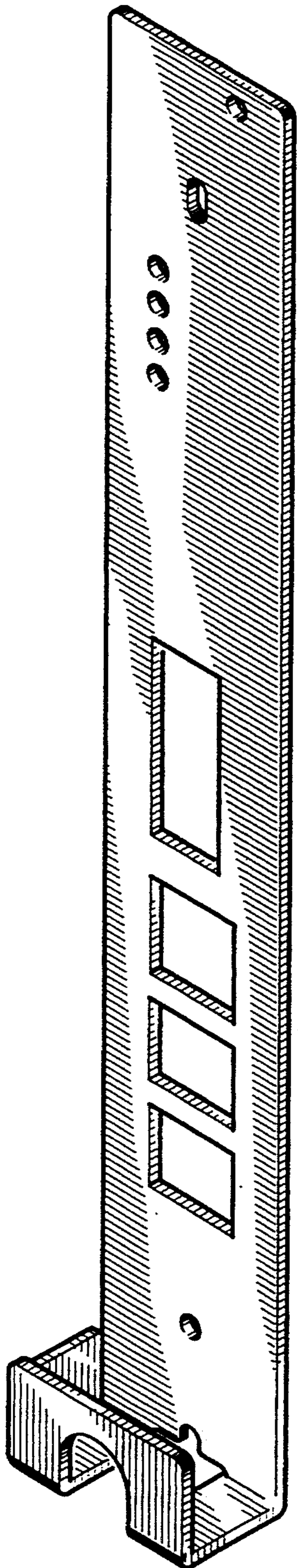


FIG. 2


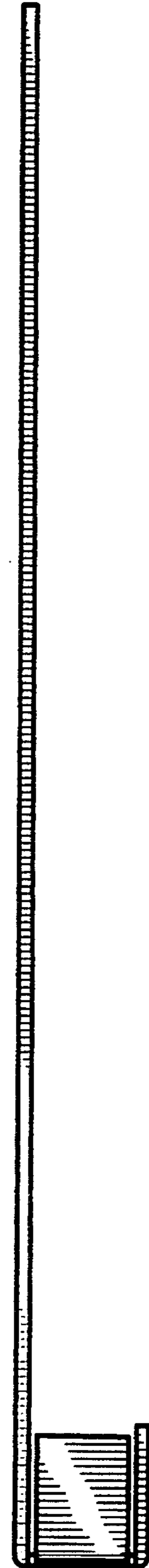
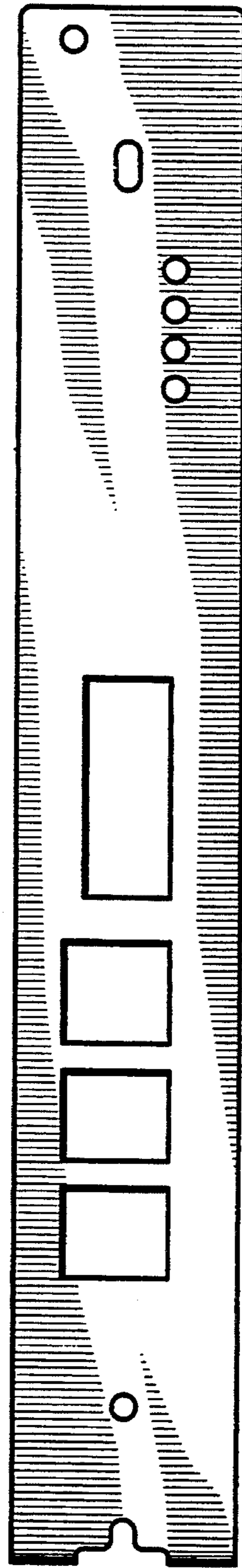


FIG. 4

FIG. 3