



US00D360413S

United States Patent [19]

[11] Patent Number: **Des. 360,413**

Kawazoe et al.

[45] Date of Patent: **** Jul. 18, 1995**

[54] TELEVISION TUNER FOR COMPUTER

[56] References Cited

[75] Inventors: **Kyosuke Kawazoe; Masahiko Moriwaki**, both of Osaka, Japan

U.S. PATENT DOCUMENTS

- D. 288,685 3/1987 Arai et al. D14/125
- D. 293,315 12/1987 Suzuki et al. D14/239
- D. 338,468 8/1993 Rowse D14/239
- D. 345,970 4/1994 Kawamoto D14/125

[73] Assignee: **Matsushita Electric Industrial Co., Ltd.**, Osaka, Japan

Primary Examiner—Freda S. Nunn
Attorney, Agent, or Firm—Sughrue, Mion, Zinn, Macpeak & Seas

[**] Term: **14 Years**

[57] CLAIM

[21] Appl. No.: **20,579**

The ornamental design for a television tuner for a computer, as shown.

[22] Filed: **Mar. 29, 1994**

DESCRIPTION

[30] Foreign Application Priority Data

Sep. 29, 1993 [JP] Japan 5-29562

[52] U.S. Cl. **D14/125; D14/126; D14/188; D14/239; D14/114**

[58] Field of Search **D14/100, 107, 114, 115, D14/124-127, 221, 129, 299, 188, 239, 265; 358/310, 335, 350, 507, 343**

FIG. 1 is a perspective view showing the top, front and one side of a television tuner for a computer showing our new design;

FIG. 2 is a front elevational view thereof;

FIG. 3 is a side elevational view of an opposite side thereof;

FIG. 4 is a side elevational view of said one side thereof;

FIG. 5 is a rear elevational view thereof;

FIG. 6 is a top plan view thereof; and,

FIG. 7 is a bottom plan view thereof.

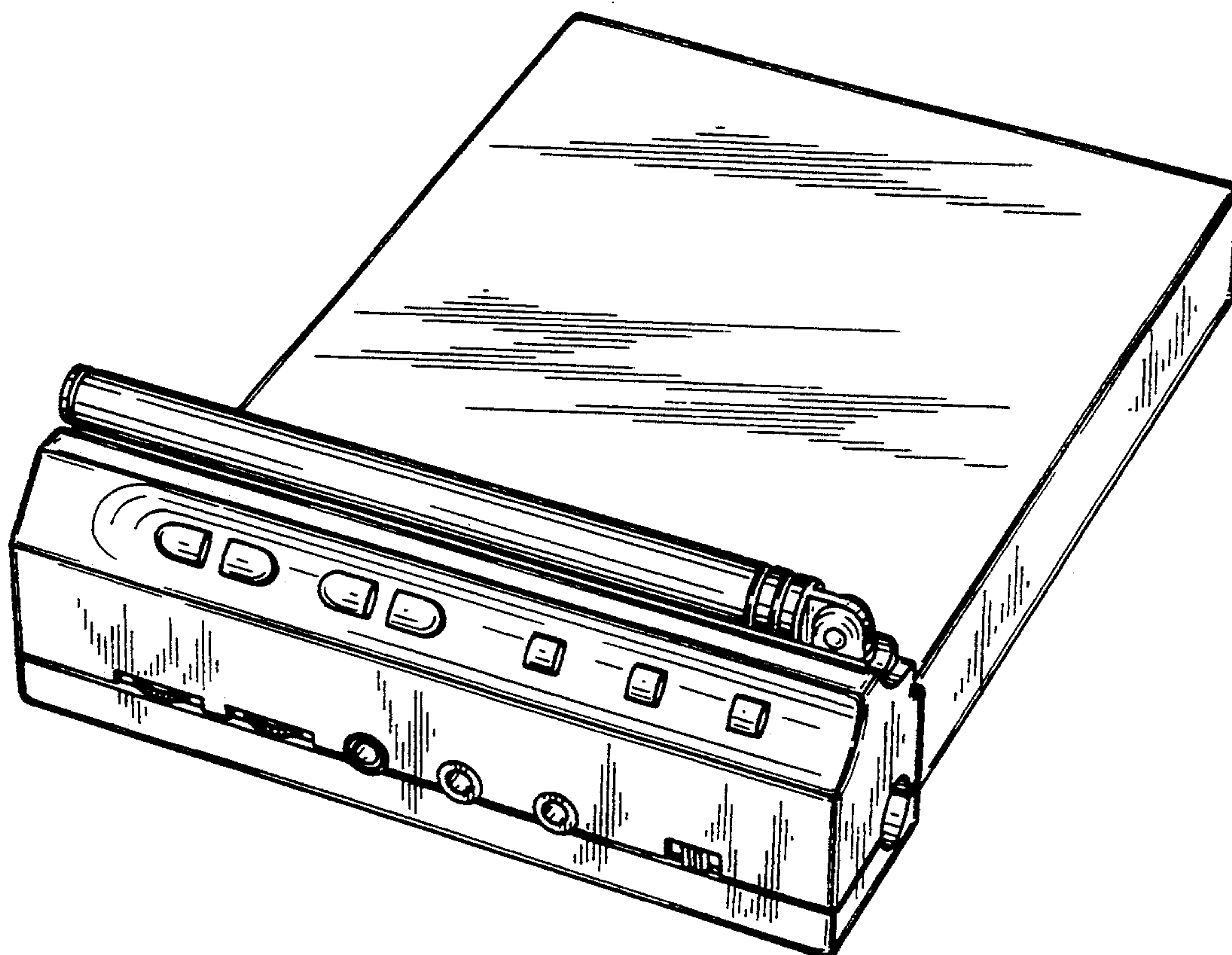


FIG. 1




FIG. 2

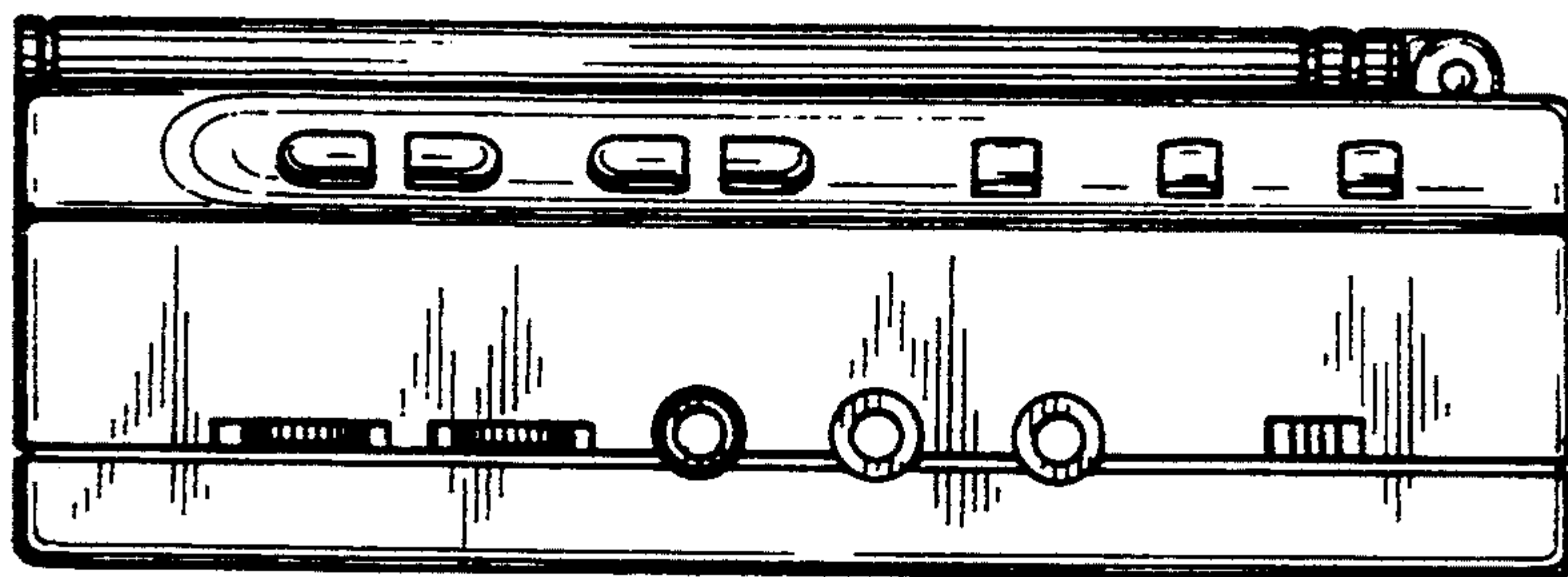


FIG. 3

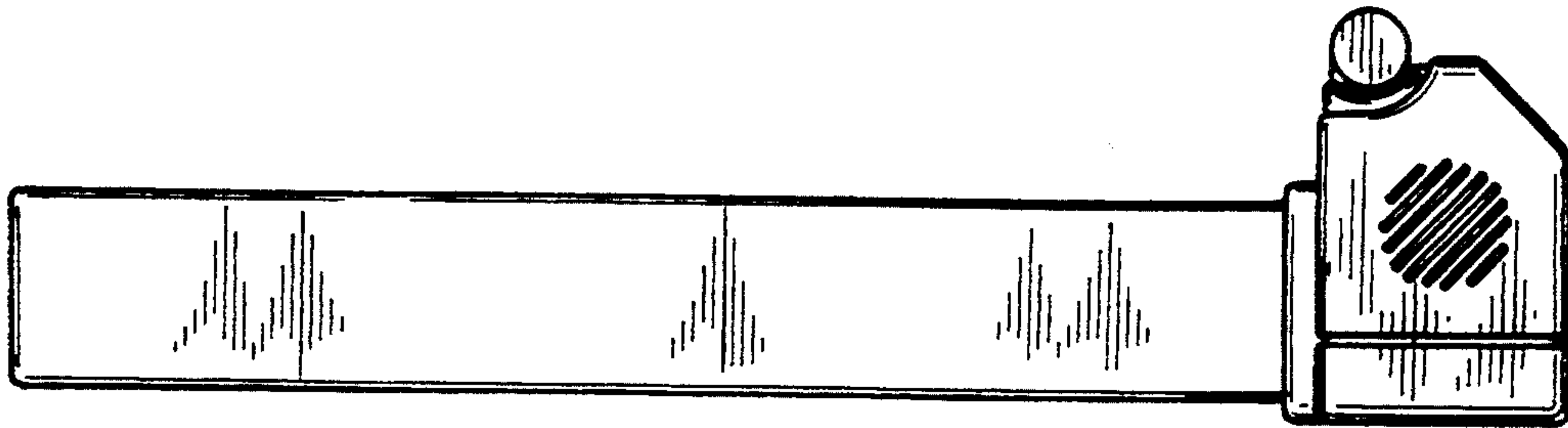


FIG. 4




FIG. 5




FIG. 7

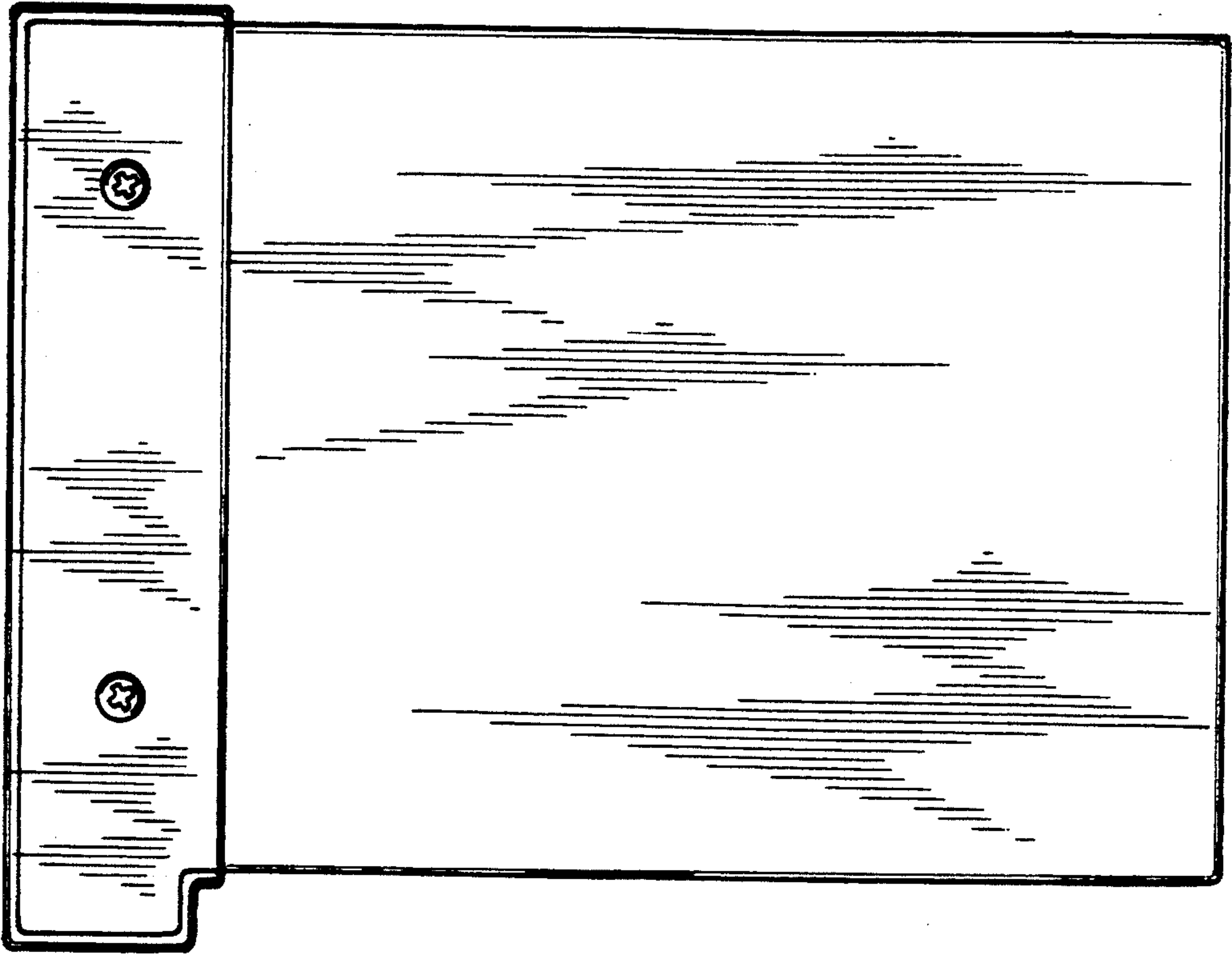


FIG. 6

