



US00D360395S

# United States Patent [19]

[11] Patent Number: **Des. 360,395**

**Almen**

[45] Date of Patent: **\*\* Jul. 18, 1995**

## [54] DEFLECTOR FOR ATTACHMENT TO A TAILGATE OF A PICKUP TRUCK

[75] Inventor: **Daniel V. Almen**, Eden Prairie, Minn.

[73] Assignee: **Accent Appearance Products, Inc.**, Plymouth, Minn.

[\*\*] Term: **14 Years**

[21] Appl. No.: **19,217**

[22] Filed: **Feb. 25, 1994**

[52] U.S. Cl. .... **D12/181**

[58] Field of Search ..... **D12/181, 190; 296/91, 296/180.1, 180.2, 51, 57.1, 50; 280/727, 770**

### [56] References Cited

#### U.S. PATENT DOCUMENTS

D. 345,135	3/1994	Koku et al. ....	D12/181
D. 345,956	4/1994	Turner .....	D12/181
5,232,260	8/1993	Lippard .....	296/51
5,320,397	6/1994	Peterson et al. ....	296/180.1
5,324,892	6/1994	Burg .....	296/180.1

### OTHER PUBLICATIONS

J. C. Whitney & Co. Catalog, No. 540J, ©1992, p. 75, the Super Low Profile Surface Mount Spoiler & Celica Style Spoiler.

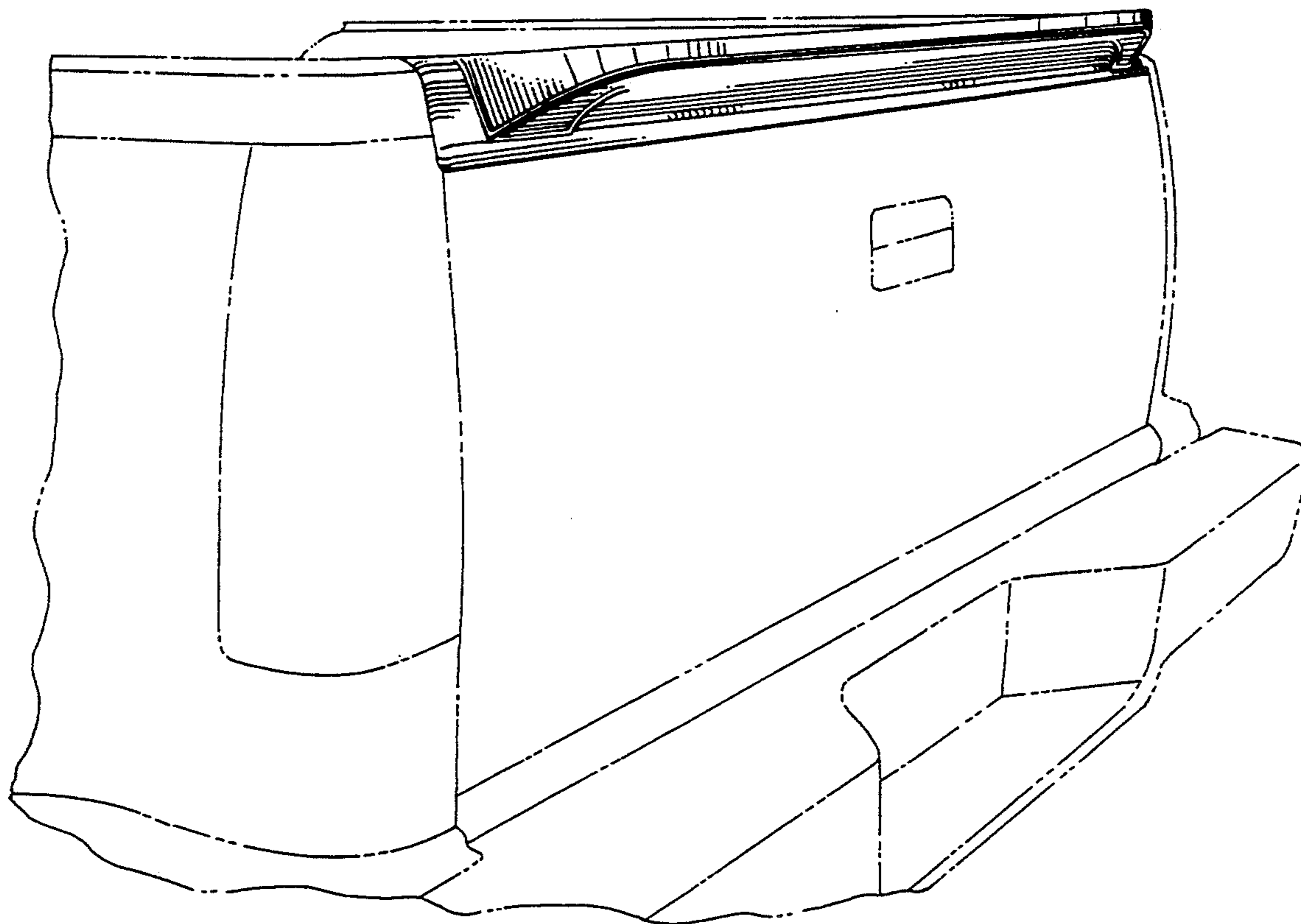
*Primary Examiner*—James M. Gandy  
*Assistant Examiner*—M. Brown  
*Attorney, Agent, or Firm*—Janet Peyton Schafer

### [57] CLAIM

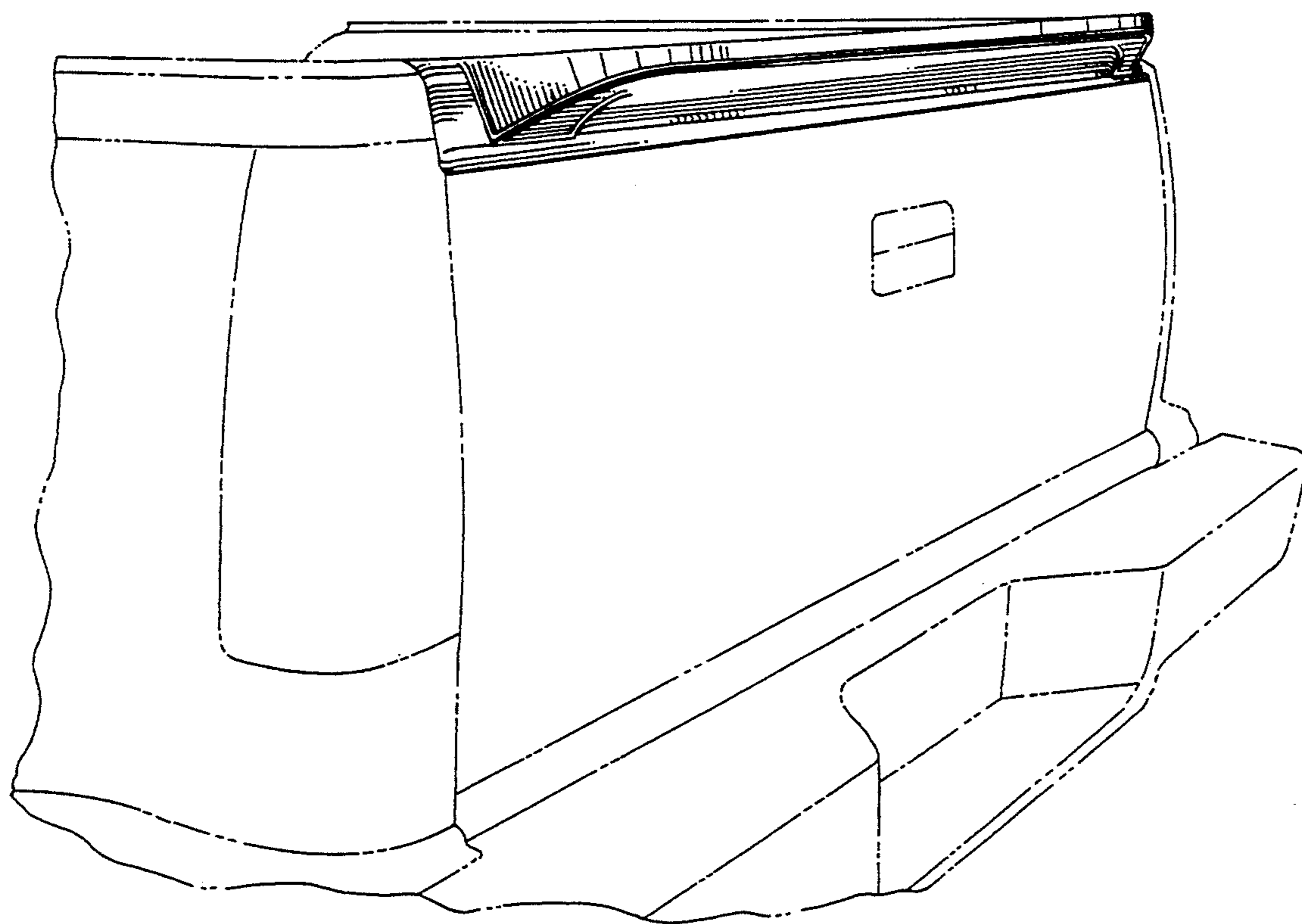
The ornamental design for a deflector for attachment to a tailgate of a pickup truck, as shown and described.

### DESCRIPTION


FIG. 1 is a perspective view of a deflector for attachment to a tailgate of a pickup truck showing my new design, the broken lines are shown for illustrative purposes only and form no part of the claimed design; FIG. 2 is a left side elevational view thereof with the right side being a mirror image; FIG. 3 is a front elevational view thereof; FIG. 4 is a bottom plan view thereof; FIG. 5 is a top plan view thereof; and, FIG. 6 is a rear elevational view.



**Fig. 1**




**Fig. 2**




**Fig. 3**



**Fig. 4**



**Fig. 5**



**Fig. 6**

