



US00D360377S

United States Patent [19]
DeRothschild

[11] **Patent Number:** **Des. 360,377**
[45] **Date of Patent:** **** Jul. 18, 1995**

[54] **FINGER RING**

DESCRIPTION

[76] **Inventor:** **Cindi S. DeRothschild**, 2901 S. Miami Ave., Miami., Fla. 33129

[**] **Term:** **14 Years**

[21] **Appl. No.:** **17,297**

[22] **Filed:** **Jan. 10, 1994**

[52] **U.S. Cl.** **D11/26**

[58] **Field of Search** **D11/1-12,**
D11/26-39; 63/1.1-3, 15-15.8

[56] **References Cited**

PUBLICATIONS

Rio Grande Albuquerque Cat. Item "2" located upper right of p. 184.

W. Bell & Co. 1990-1991 Cat.-Item lower right of p. 53.

Primary Examiner—Ralf T. Seifert

Attorney, Agent, or Firm—Christopher John Rudy

[57] **CLAIM**

The ornamental design for a finger ring, as shown and described.

FIG. 1 is a front view of an embodiment of a finger ring showing my new design;
FIG. 2 is a rear view thereof;
FIG. 3 is a left hand side view thereof;
FIG. 4 is a right hand side view thereof;
FIG. 5 is a top view thereof;
FIG. 6 is a bottom view thereof;
FIG. 7 is a front view of another embodiment of a finger ring showing my new design;
FIG. 8 is a rear view thereof;
FIG. 9 is a left hand side view thereof;
FIG. 10 is a right hand side view thereof;
FIG. 11 is a top view thereof;
FIG. 12 is a bottom view thereof;
FIG. 13 is a front view of another embodiment of a finger ring showing my new design;
FIG. 14 is a rear view thereof;
FIG. 15 is a left hand side view thereof;
FIG. 16 is a right hand side view thereof;
FIG. 17 is a top view thereof;
FIG. 18 is a bottom view thereof;
FIG. 19 is a front view of another embodiment of a finger ring showing my new design;
FIG. 20 is a rear view thereof;
FIG. 21 is a left hand side view thereof;
FIG. 22 is a right hand side view thereof;
FIG. 23 is a top view thereof; and,
FIG. 24 is a bottom view thereof.

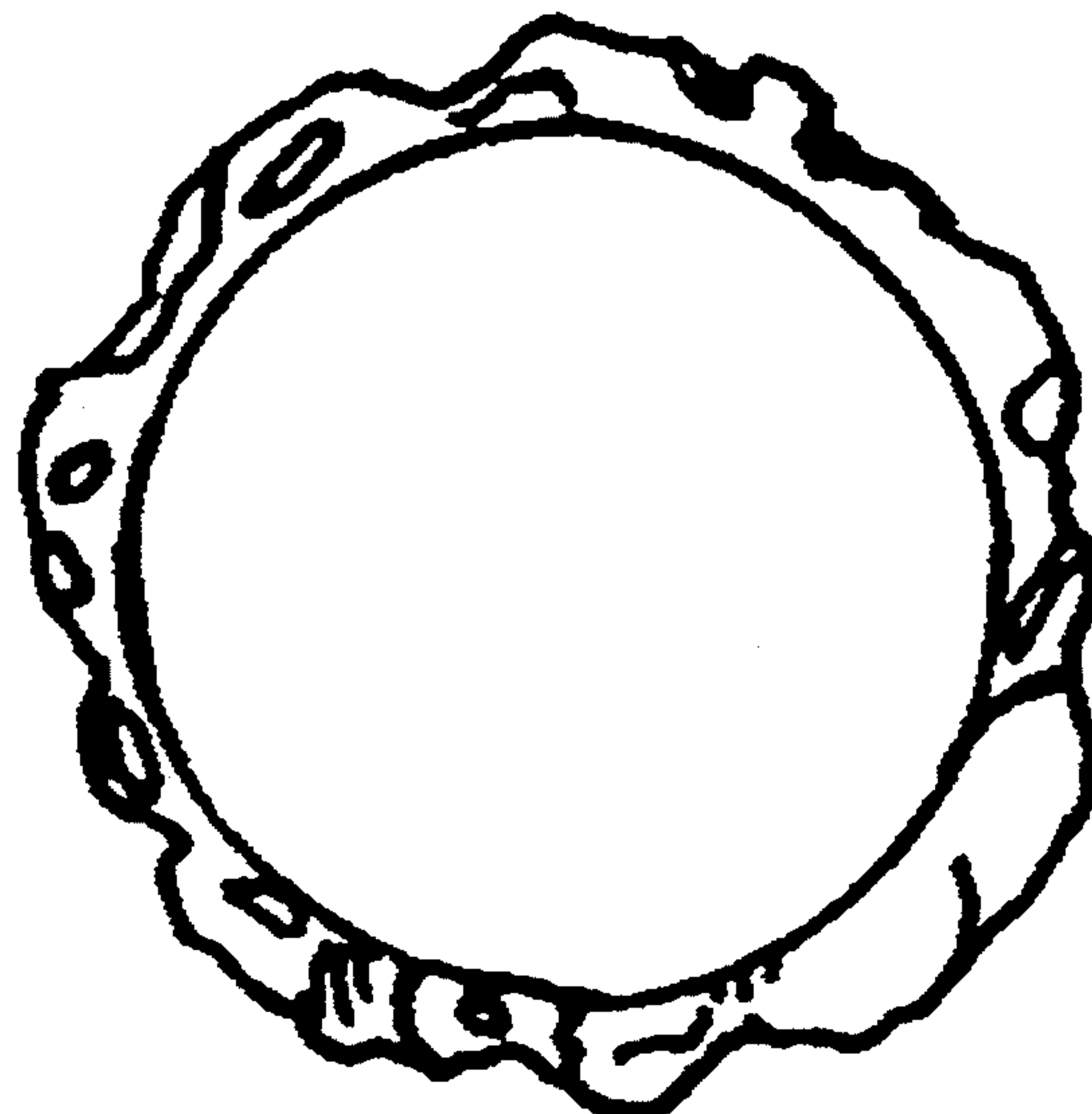


FIG. 1



FIG. 5

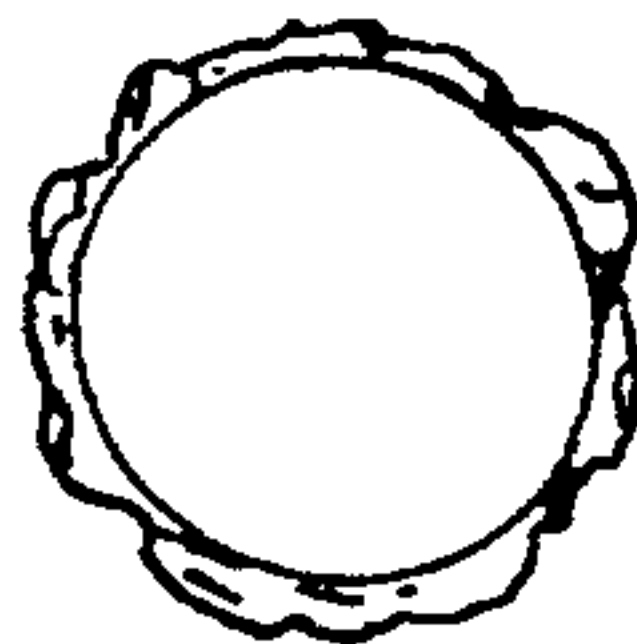


FIG. 6

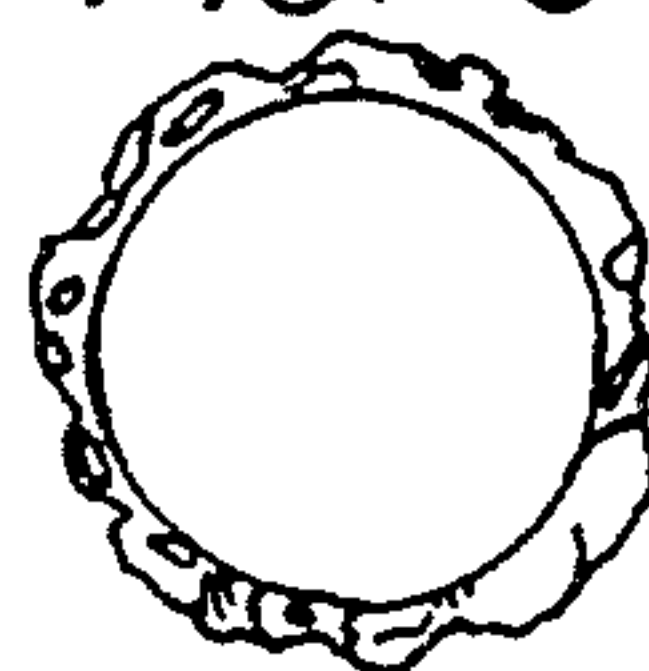


FIG. 3



FIG. 4



FIG. 2



FIG. 7



FIG. 11

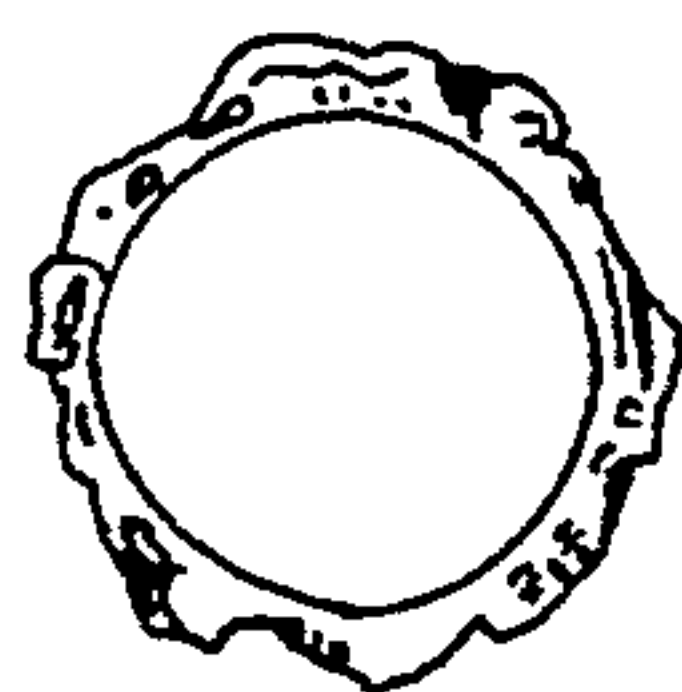


FIG. 12

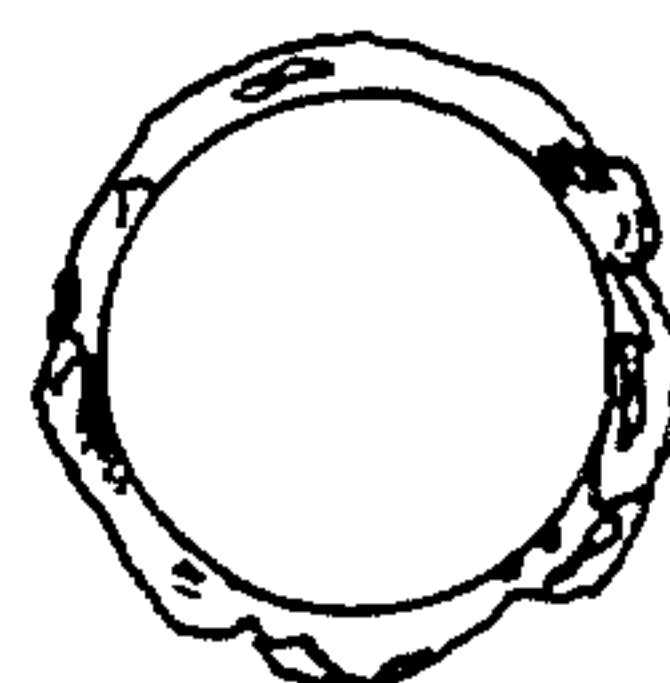


FIG. 9



FIG. 10



FIG. 8



FIG. 13



FIG. 17

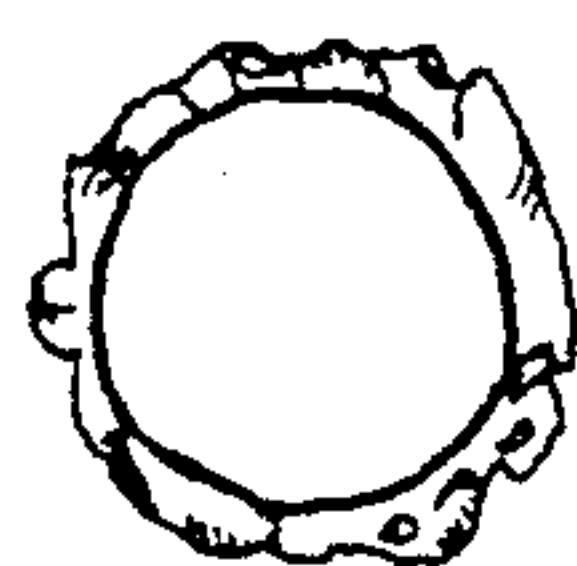


FIG. 18

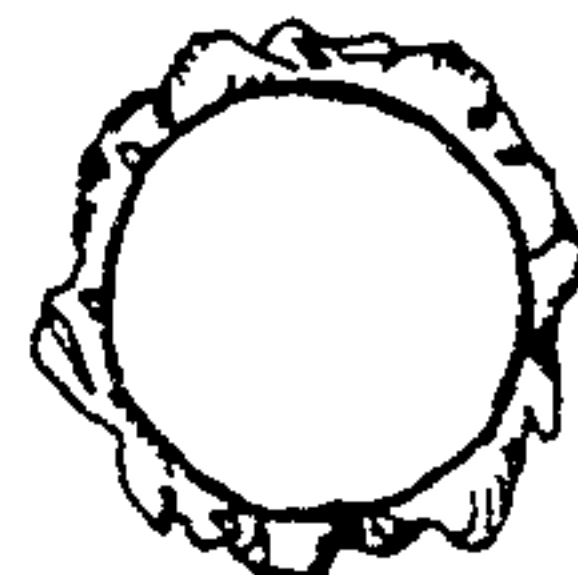


FIG. 15



FIG. 16



FIG. 14



FIG. 19



FIG. 23

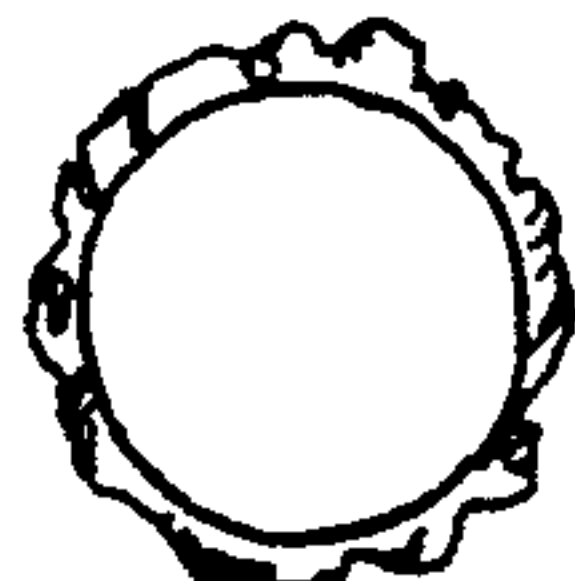


FIG. 24




FIG. 21



FIG. 22



FIG. 20

