



US00D360372S

# United States Patent [19]

[11] Patent Number: **Des. 360,372**

Tice et al.

[45] Date of Patent: **\*\* Jul. 18, 1995**

[54] HOUSING FOR A SMOKE DETECTOR

[75] Inventors: **Lee D. Tice, Bartlett; Eric W. Anderson, St. Charles, both of Ill.**

[73] Assignee: **Pittway Corporation**

[\*\*] Term: **14 Years**

[21] Appl. No.: **23,085**

[22] Filed: **May 18, 1994**

### Related U.S. Application Data

[62] Division of Ser. No. 8,721, May 25, 1993.

[52] U.S. Cl. .... **D10/106**

[58] Field of Search ..... **D10/104, 106, 116, 121; 340/540, 541, 542, 545, 546, 547, 552, 565, 566, 568, 576, 628, 629, 630**

### References Cited

#### U.S. PATENT DOCUMENTS

D. 249,481	9/1978	Conforti et al. ....	D10/106
D. 249,482	9/1978	Conforti et al. ....	D10/106
D. 249,483	9/1978	Conforti .....	D10/106
D. 258,353	2/1981	Mango et al. ....	D10/106
D. 261,997	11/1981	Westphal .....	D10/106
D. 262,868	2/1982	Westphal .....	D10/106
D. 262,952	2/1982	Hanig .....	D10/106
D. 271,287	11/1983	Fenne .....	D10/106
D. 276,471	11/1984	Fenne .....	D10/106
D. 283,407	4/1986	Fenne .....	D10/106
D. 284,748	7/1986	Fenne .....	D10/106
D. 308,835	6/1990	Fenne .....	D10/106
D. 308,836	6/1990	Fenne .....	D10/106
D. 319,798	9/1991	Hatano .....	D10/106
D. 332,231	1/1993	Akimoto et al. ....	D10/106
D. 339,078	9/1993	Behlke .....	D10/106
D. 339,756	9/1993	Igarashi et al. ....	D10/106

### FOREIGN PATENT DOCUMENTS

70719 6/1992 Canada .  
26724/203 10/1964 United Kingdom .

### OTHER PUBLICATIONS

System Sensor, Model 1800 2-Wire Systems Detectors, 2 pg. brochure, May 1988.  
 System Sensor, 400 Serial Next Generation Detectors, 2 pg. brochure 1991.  
 System Sensor, 4451E/5451E2 Plug-In Thermal Detectors; 2 pg. brochure, Jun. 1992.  
 System Sensor, 400 Series Ionization Smoke Detectors; 2 pg. brochure, Oct. 1991.  
 System Sensor, 2851 Series 2/4/6-Wire Systems Detectors, 2 pg. Brochure, Oct. 1988.  
 System Sensor, 5551B Intelligent Fixed Temperature Thermal Sensor With Integral Communications, 2 pg. brochure, 1991.  
 System Sensor, 400 Series Plug-In Smoke Detectors, 4 pg. brochure, Jul. 1992.

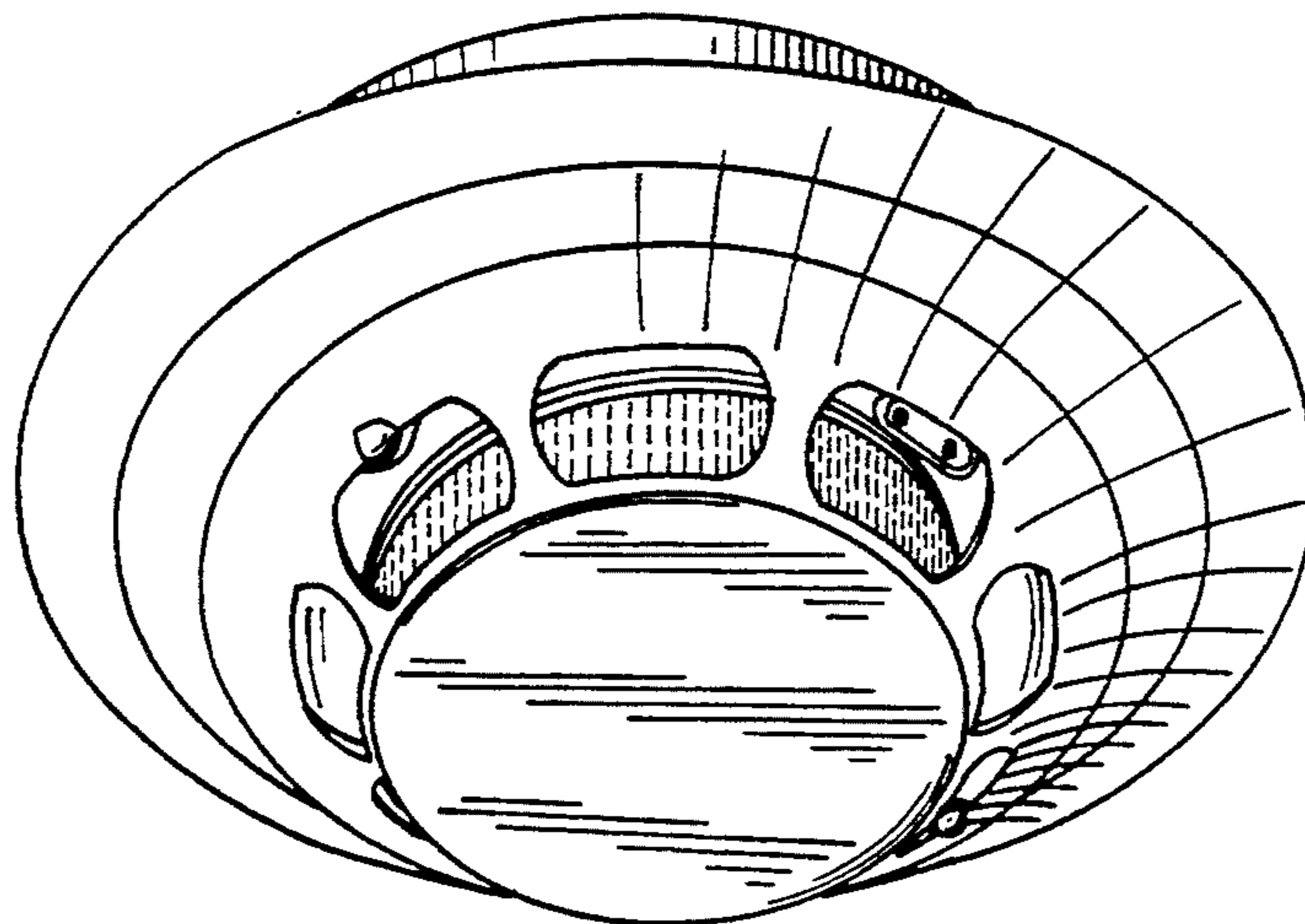
*Primary Examiner*—A. Hugo Word  
*Assistant Examiner*—Marcus Jackson  
*Attorney, Agent, or Firm*—Dressler, Goldsmith, Shore & Milnamow, Ltd.

### [57] CLAIM

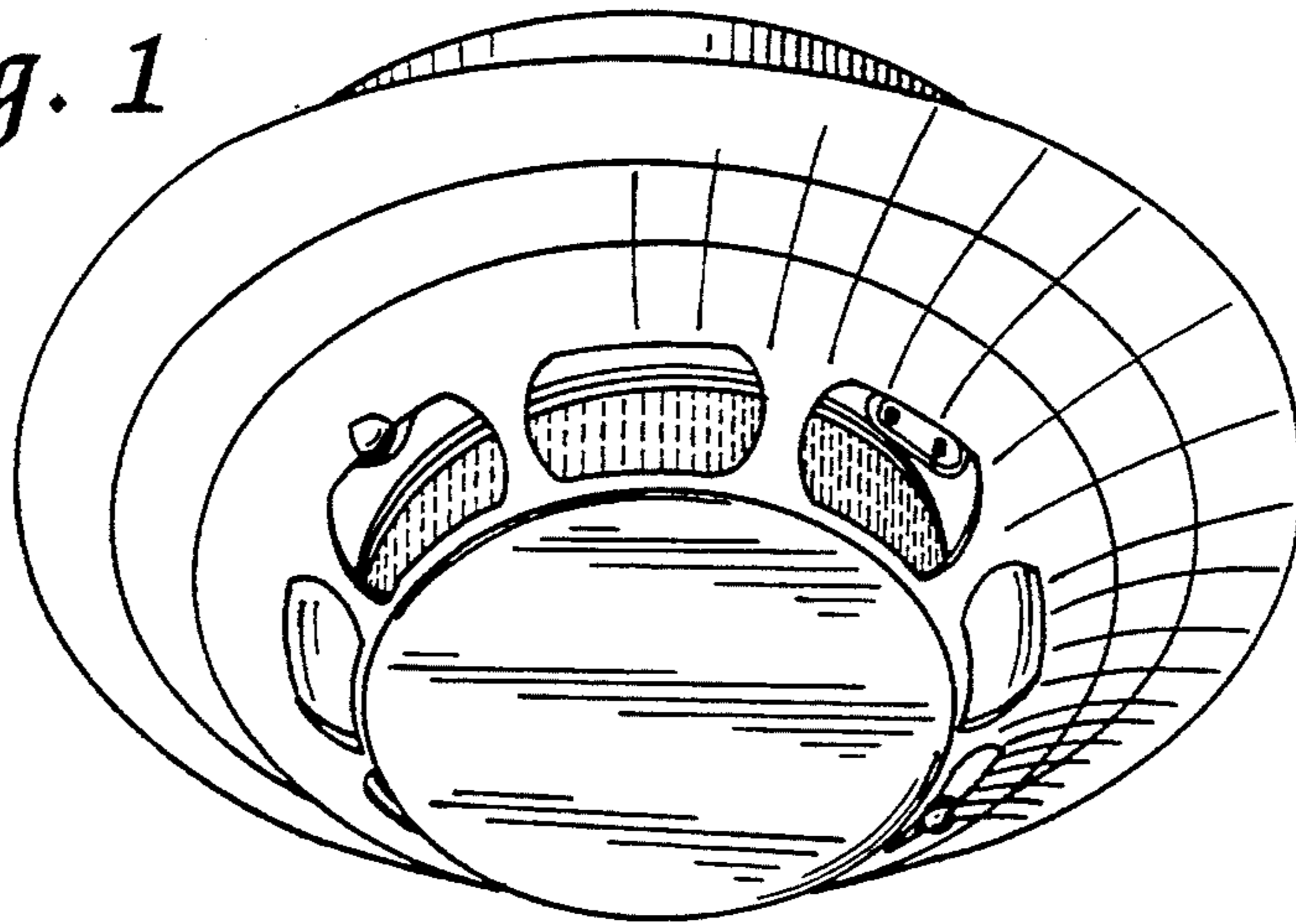
The ornamental design housing for a smoke detector, as shown and described.

### DESCRIPTION

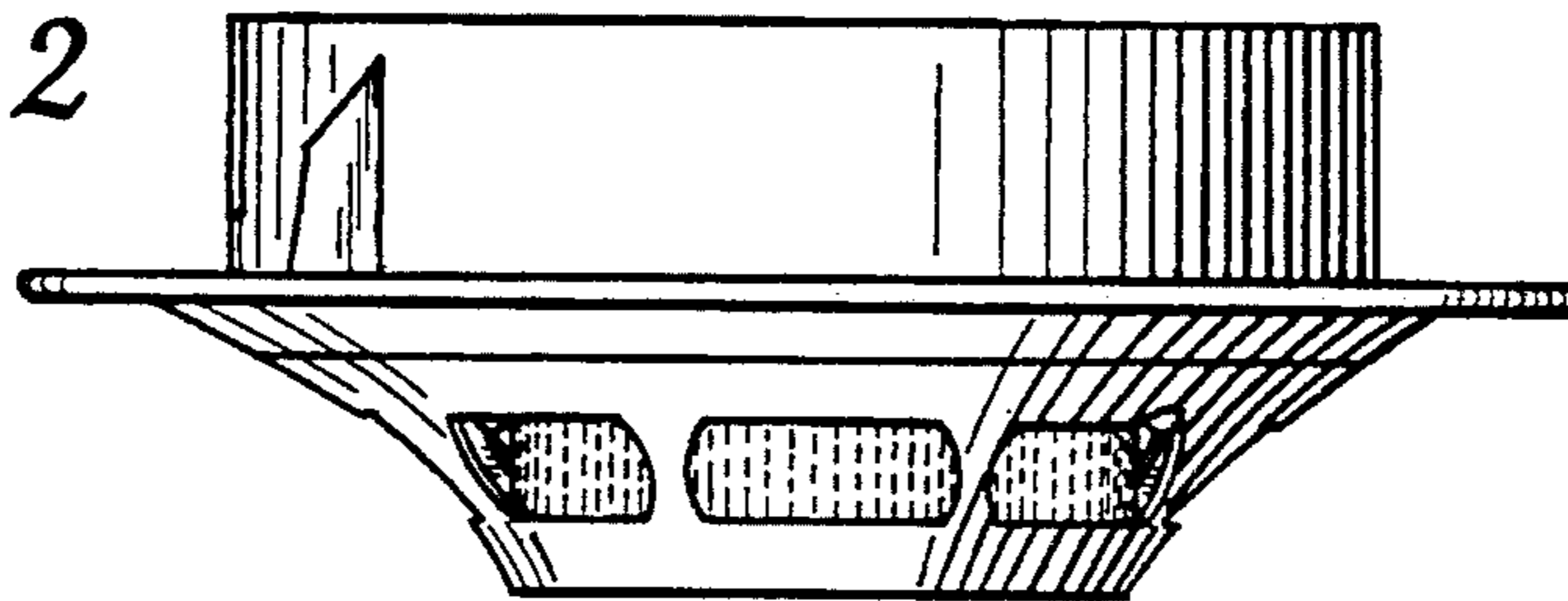
FIG. 1 is a perspective view of a housing for a smoke detector showing our new design;  
 FIG. 2 is a left side elevational view thereof;  
 FIG. 3 is a right side elevational view thereof; and,  
 FIG. 4 is a top plan view thereof with the bottom being flat and unornamented.



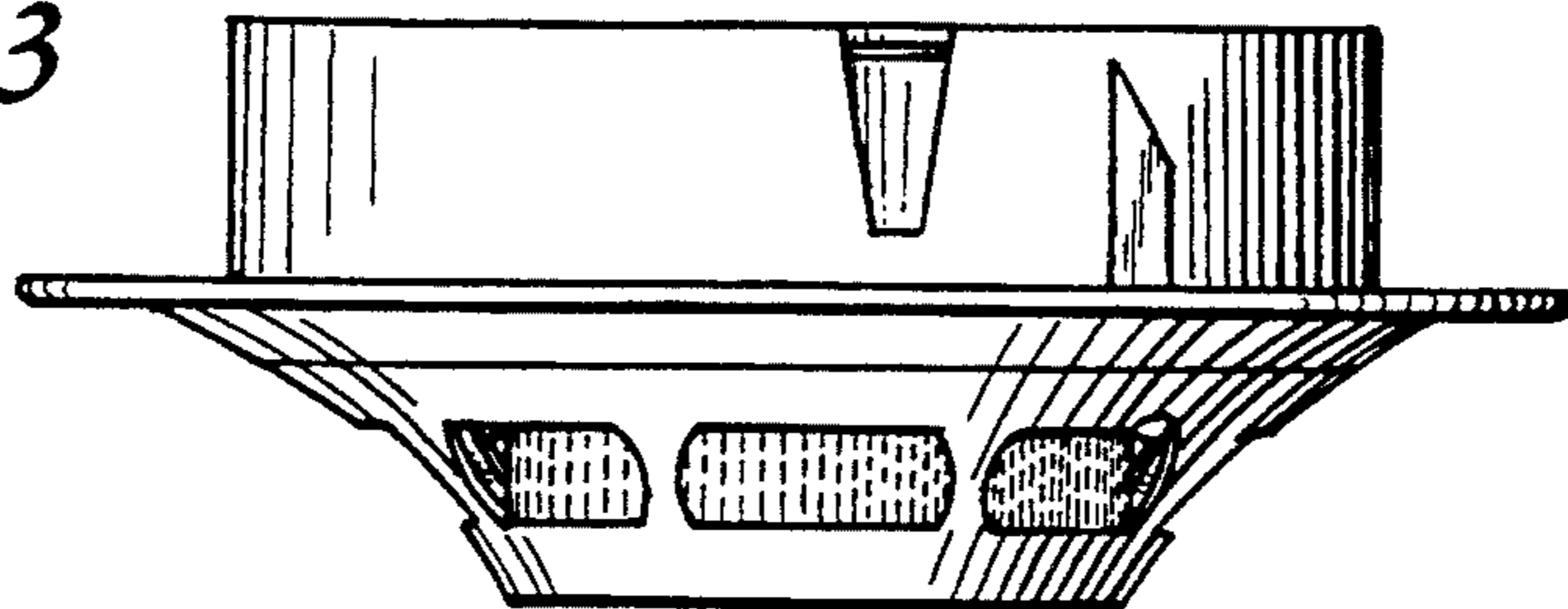
*Fig. 1*



*Fig. 2*



*Fig. 3*



*Fig. 4*

