



US00D360349S

United States Patent [19]
House et al.

[11] **Patent Number: Des. 360,349**
[45] **Date of Patent: ** Jul. 18, 1995**

[54] **FACE PLATE WITH THREE JACK OPENINGS**

[75] **Inventors:** Jeff A. House, Olathe; David McCormick, Lenexa, both of Kans.

[73] **Assignee:** Premier Telecom Products, Inc., Industrial Airport, Kans.

[**] **Term:** 14 Years

[21] **Appl. No.:** 11,891

[22] **Filed:** Aug. 17, 1993

[52] **U.S. Cl.** D8/353

[58] **Field of Search** D8/350, 353; D13/177; 40/642, 649; 174/66; 439/536; 220/241

[56] **References Cited**

U.S. PATENT DOCUMENTS

D. 69,222	1/1926	Knudsen	D8/353
D. 326,047	5/1992	Bodenweiser et al.	D8/353
1,930,610	10/1933	Despard	174/66
2,106,588	1/1938	Benander	174/66
5,212,899	5/1993	Fandreyer	40/642

OTHER PUBLICATIONS

Slater Wallplates Cat. No. 1082W; Oct. 1982; p. 40; Wallplates SSA-021-SJ and SSA-022-SJ.
Slater Wallplates Cat. No. 1082W; Oct. 1982; p. 41; Wallplates SSA-031-SJ and SSA-032-SJ.

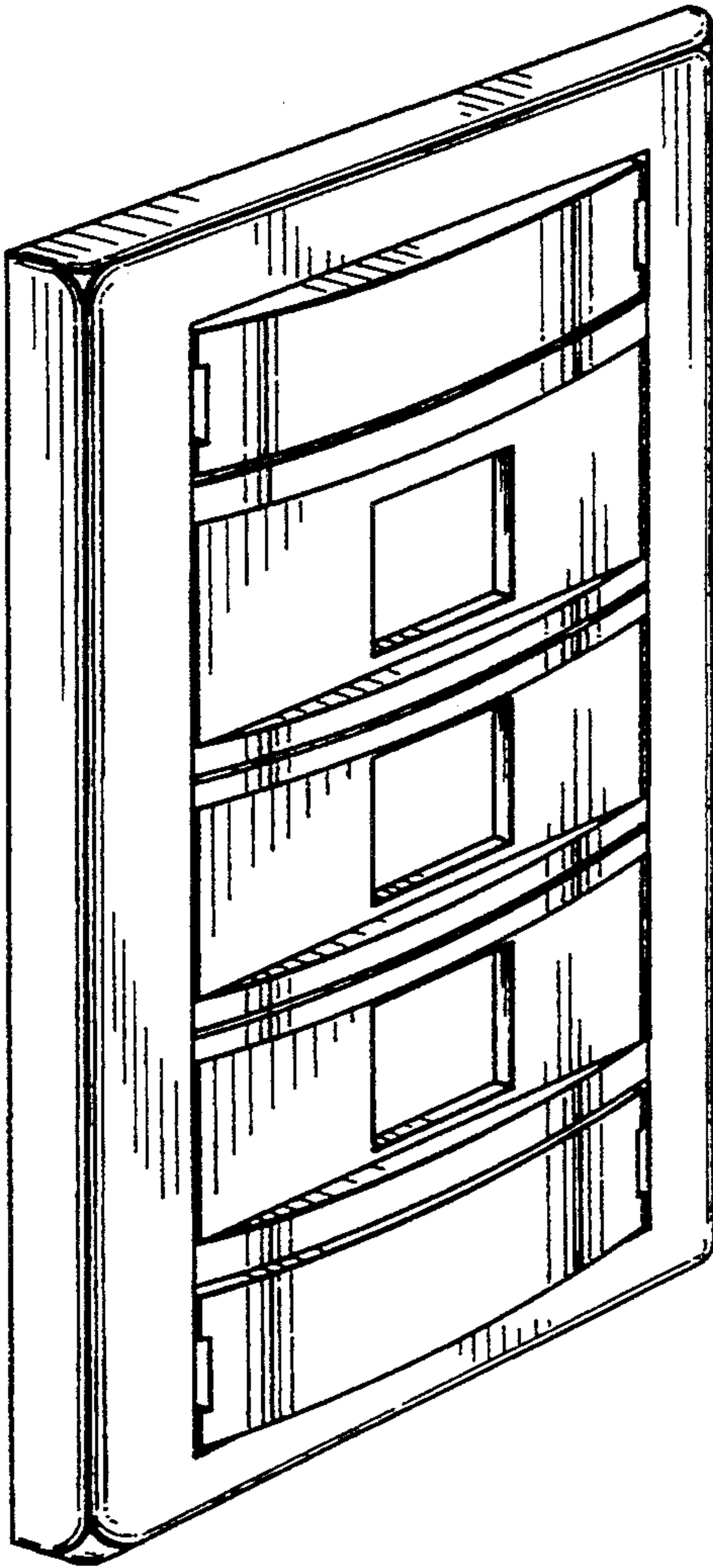
Primary Examiner—B. J. Bullock
Attorney, Agent, or Firm—Kokjer, Kircher, Bowman & Johnson

[57] **CLAIM**

The ornamental design for a face plate with three jack openings, as shown and described.

DESCRIPTION

FIG. 1 is a left front perspective view of a face plate with three jack openings according to the present design; FIG. 2 is a front view thereof, the rear being unornamented; FIG. 3 is a right side view thereof, the left side being a mirror image; and, FIG. 4 is a top view thereof, the bottom being a mirror image.






Fig. 1.

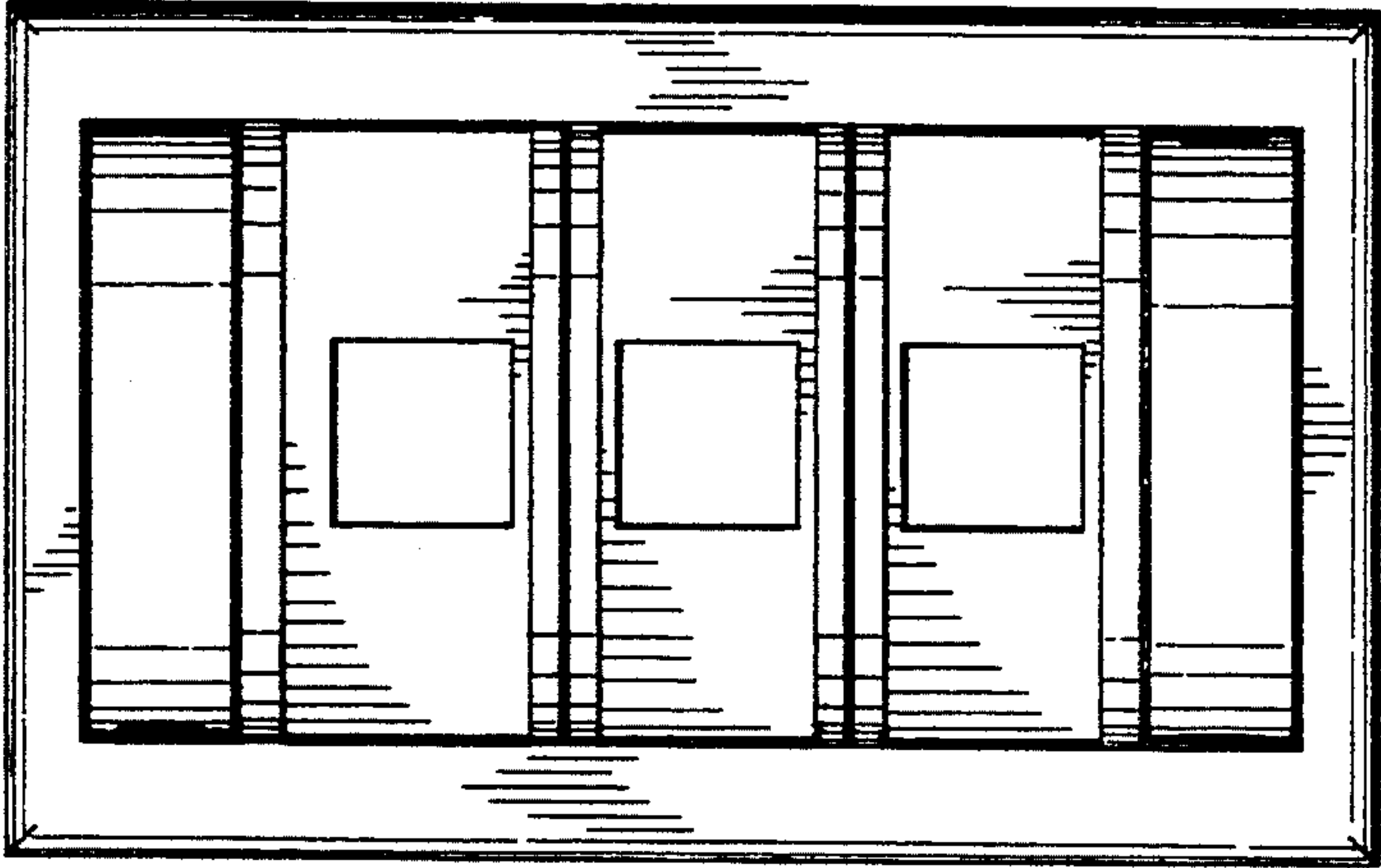


Fig. 2.



Fig. 3.



Fig. 4.