



US00D360346S

# United States Patent [19] Huttner

[11] Patent Number: **Des. 360,346**

[45] Date of Patent: **\*\* Jul. 18, 1995**

[54] **INSULATING COVER FOR A HANDLE**

[76] Inventor: **James Huttner**, 6940 Ramblehurst Rd., Sylvania, Ohio 43560

[\*\*] Term: **14 Years**

[21] Appl. No.: **8,418**

[22] Filed: **May 17, 1993**

[52] U.S. Cl. .... **D8/321**

[58] Field of Search ..... D7/393; D8/315, 321, D8/322; D25/122, 125; 16/116 R

4,366,596 1/1983 Hellinger et al. .... 16/119  
 4,388,743 6/1983 Hellinger et al. .... 16/116 A

### FOREIGN PATENT DOCUMENTS

1384152 11/1964 France ..... 16/116 R

*Primary Examiner*—Terry A. Wallace  
*Assistant Examiner*—Nanda Bondade  
*Attorney, Agent, or Firm*—Emch, Schaffer, Schaub & Porcello Co.

### [56] References Cited

#### U.S. PATENT DOCUMENTS

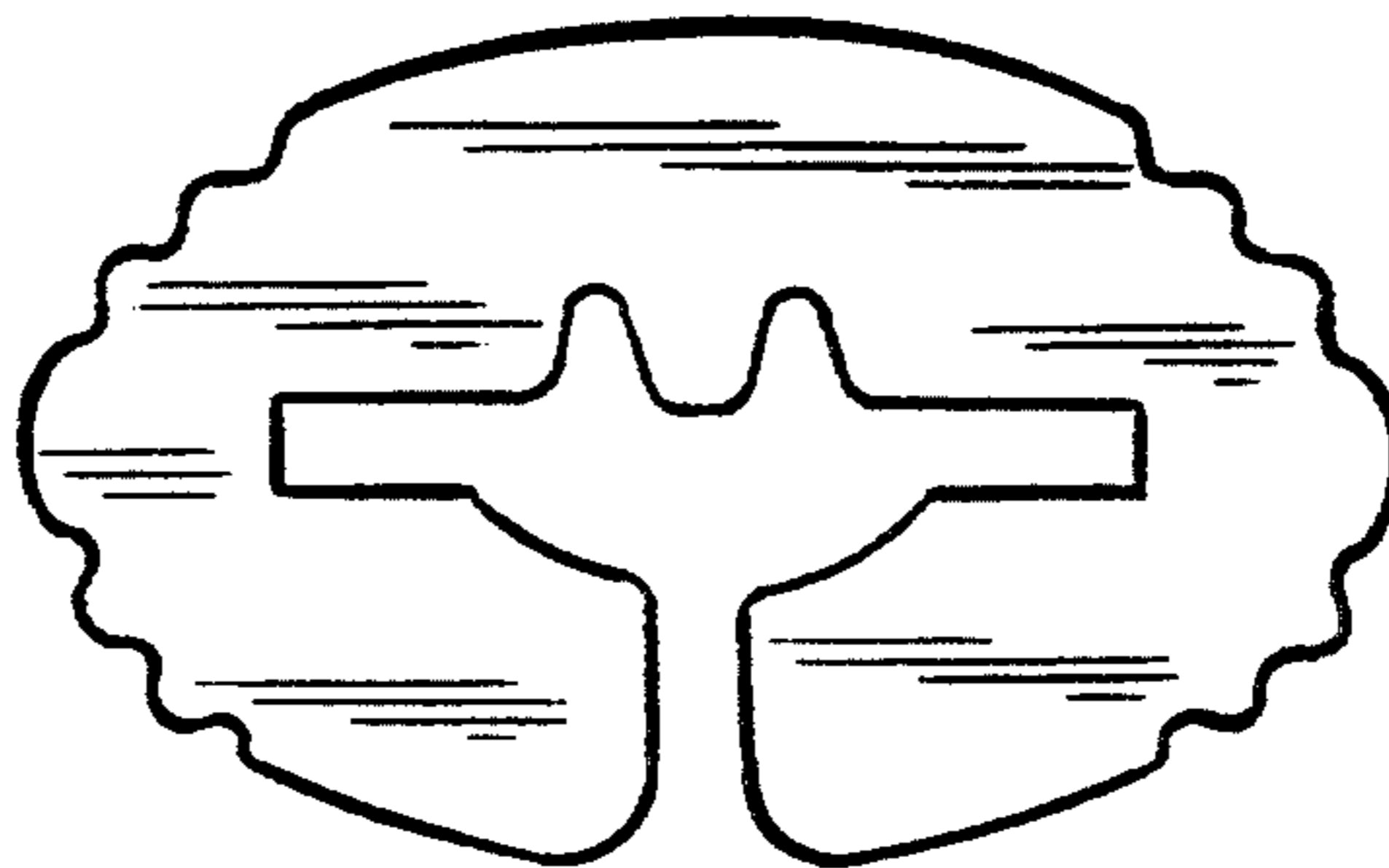

42,411	4/1912	Bliss	.....	D25/112
D. 256,550	8/1980	Koffler	.....	D8/321
701,305	6/1902	Daughtry	.....	16/116 R
1,217,287	2/1917	Dillinger	.....	16/116 R
2,543,832	3/1951	Calvert	.....	16/116 R
3,072,955	1/1963	Mitchell	.....	16/116 R
3,189,069	6/1965	Stowell	.....	16/116 R
4,197,611	4/1980	Bell et al.	.....	16/116 R


### [57] CLAIM

The ornamental design for an insulating cover for a handle, as shown and described.

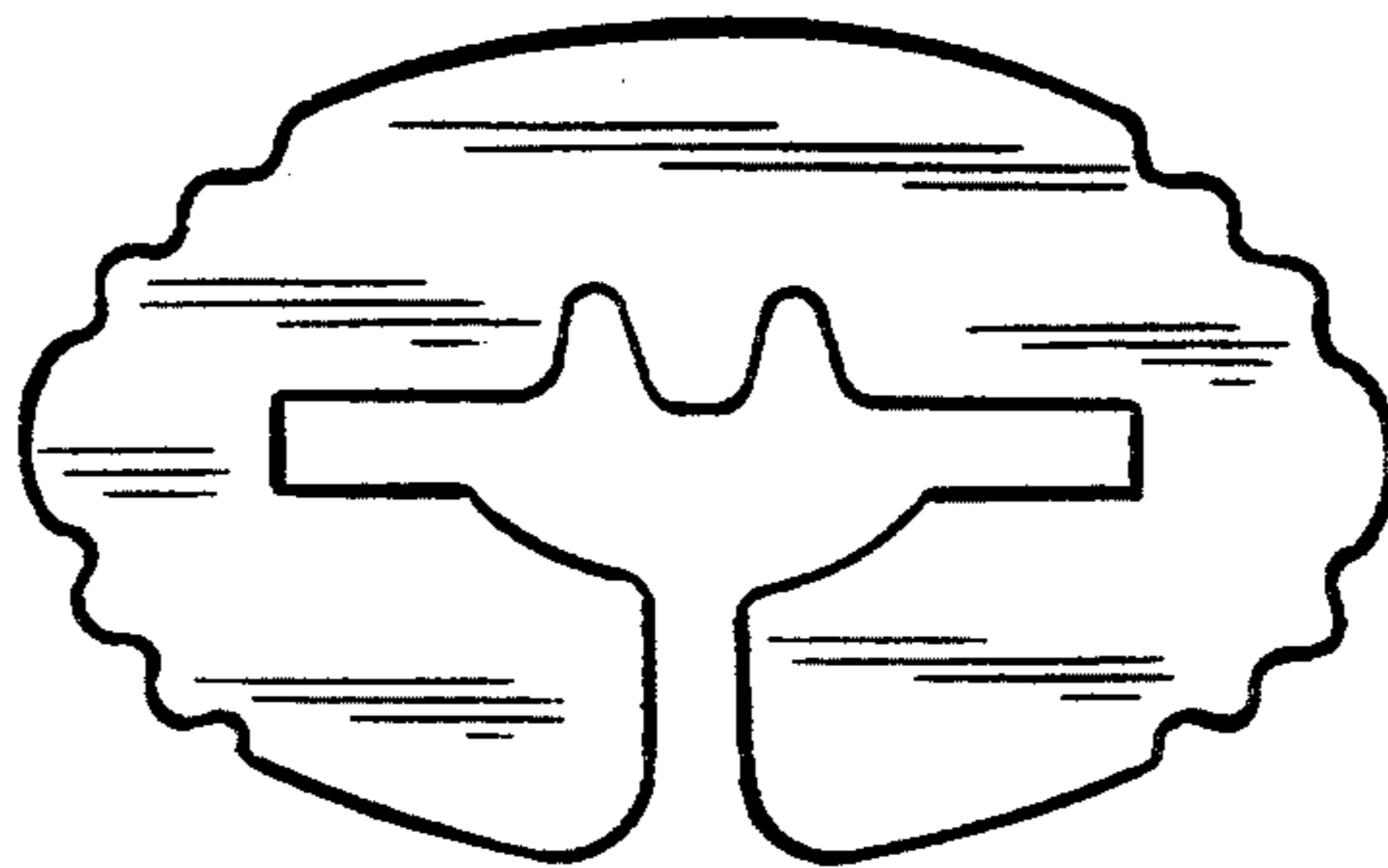
### DESCRIPTION

FIG. 1 is a top plan view of an insulating cover for a handle showing my new design;  
 FIG. 2 is a right side elevational view thereof, the left side being identical;  
 FIG. 3 is a front elevational view thereof, the rear being identical; and,  
 FIG. 4 is a bottom plan view thereof.







—FIG. 1



—FIG. 2



—FIG. 3



—FIG. 4