



US00D360329S

United States Patent [19]
Chu

[11] **Patent Number: Des. 360,329**

[45] **Date of Patent: ** Jul. 18, 1995**

[54] **RACK FOR COMPACT DISCS**
[76] **Inventor: Abel Chu, No. 25, Lane 16, Kuo Hua St., Chiayi City, Chiayi Hsien, Taiwan**

5,314,077 5/1994 Theosabrata 211/40
5,341,943 8/1994 Fraser 211/40
5,344,028 9/1994 Angele 211/40

[**] **Term: 14 Years**

[21] **Appl. No.: 11,021**

[22] **Filed: Jul. 23, 1993**

[52] **U.S. Cl. D6/629; D6/407**

[58] **Field of Search D6/396, 405, 407, 626, D6/629, 630, 462, 466, 467, 468, 477, 478, 479; D14/120, 121; D19/8, 27, 75, 76, 91; 206/387; 211/40, 41, 42**

OTHER PUBLICATIONS

Home Decorator Collection Catalogue, p. 22.

Primary Examiner—Alan P. Douglas

Assistant Examiner—S. Snapp

Attorney, Agent, or Firm—Poms, Smith, Lande & Rose

[57] **CLAIM**

The ornamental design for a rack for compact discs, as shown.

DESCRIPTION

FIG. 1 is a front-right-top perspective view of a rack for compact discs, showing my new design;

FIG. 2 is a front view thereof;

FIG. 3 is a rear view thereof;

FIG. 4 is a right side view thereof, the opposite side view being a mirror image;

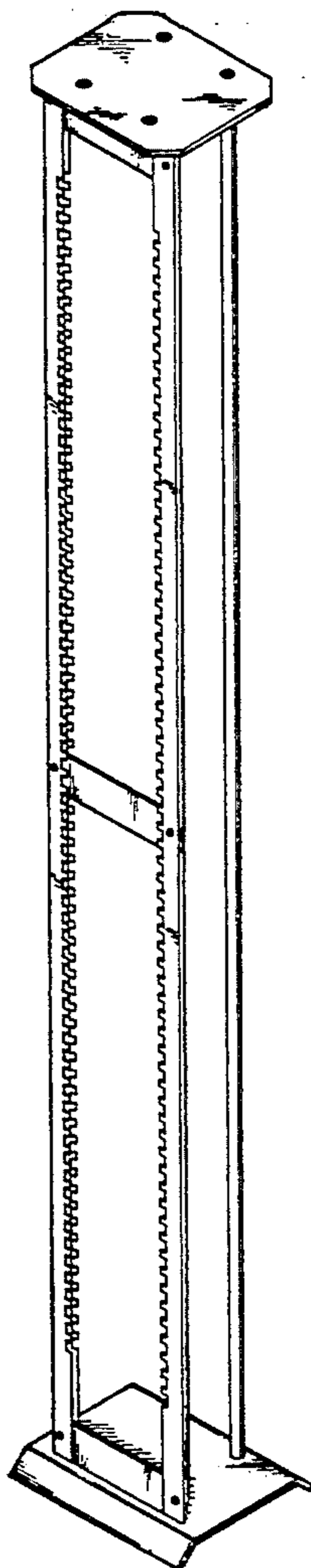
FIG. 5 is a top view thereof; and,

FIG. 6 is a bottom view thereof.

[56] **References Cited**

U.S. PATENT DOCUMENTS

D. 342,395	12/1993	Huang	D6/630 X
D. 351,512	10/1994	Thielen	D6/407
D. 353,376	12/1994	Fukutomi	D6/407 X
5,178,284	1/1993	Wojewoda	211/40
5,301,819	4/1994	Moeken	211/40



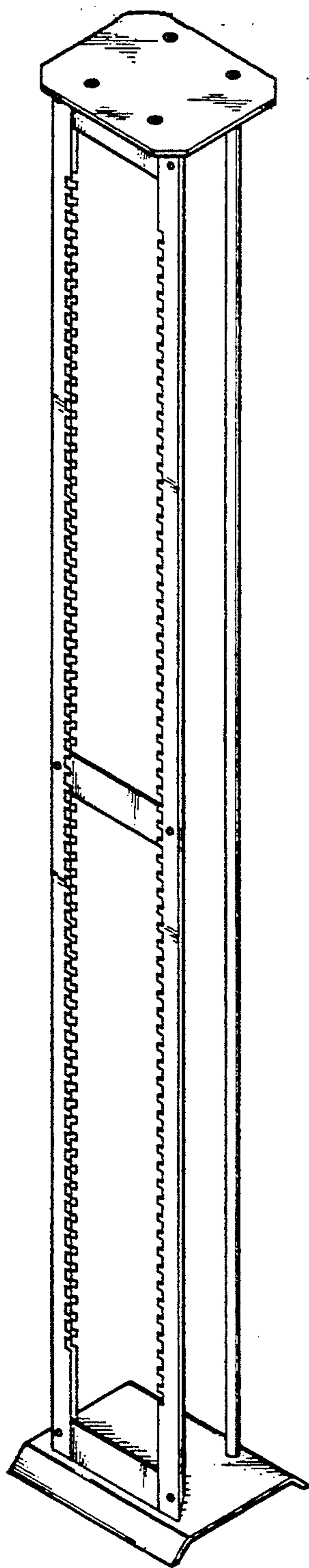


FIG. 1

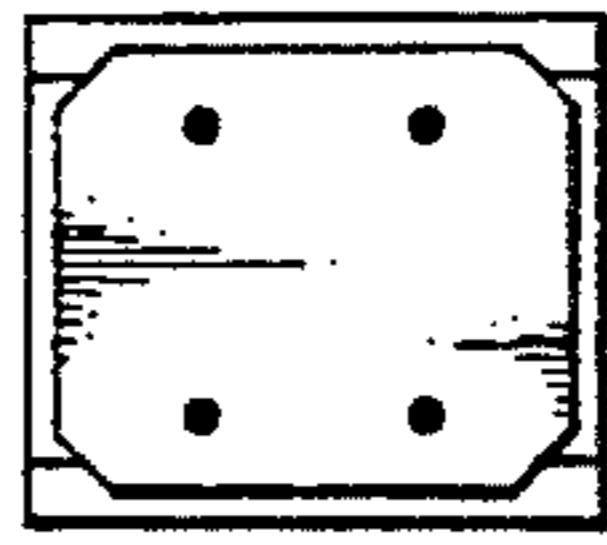


FIG. 5

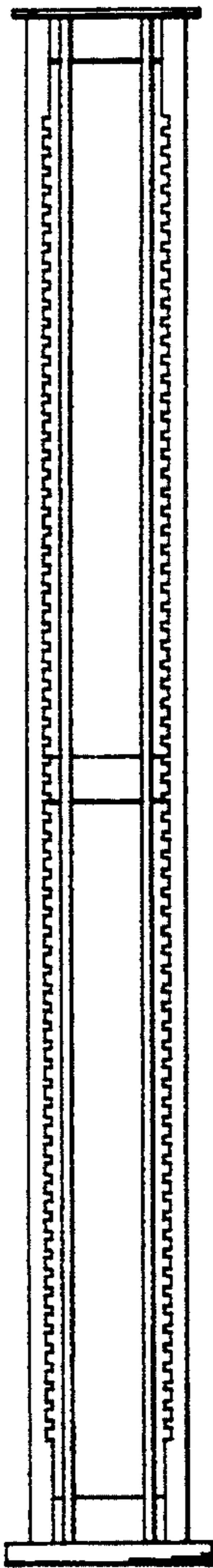


FIG. 3

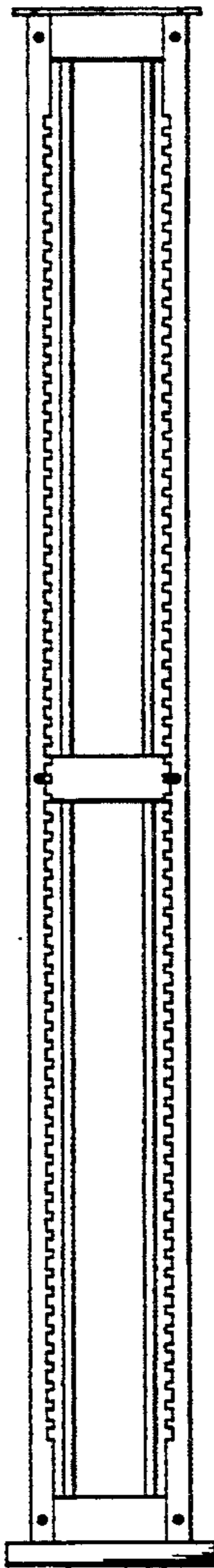


FIG. 2

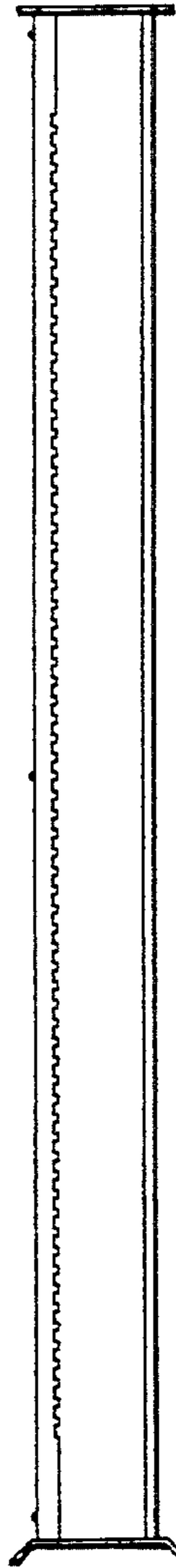


FIG. 4

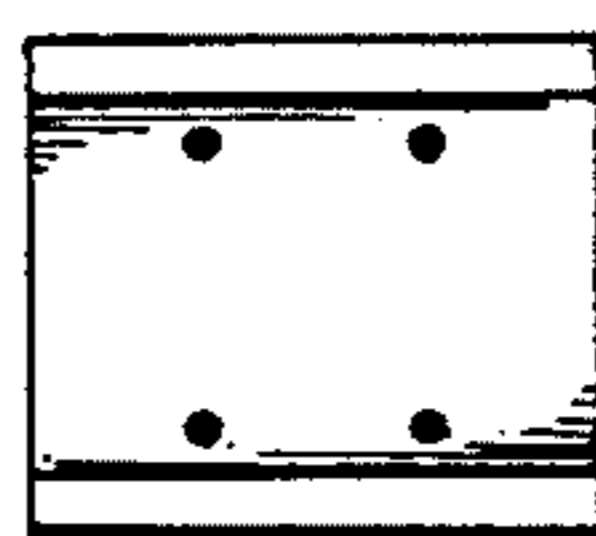


FIG. 6