



US00D360309S

# United States Patent [19]

[11] Patent Number: **Des. 360,309**

**Lowman**

[45] Date of Patent: **\*\* Jul. 18, 1995**

[54] **CHAIR**

[75] Inventor: **Darrell G. Lowman**, Hickory, N.C.

[73] Assignee: **Lexington Furniture Industries, Inc.**,  
Lexington, N.C.

[\*\*] Term: **14 Years**

[21] Appl. No.: **9,445**

[22] Filed: **Jun. 11, 1993**

[52] U.S. Cl. .... **D6/334**

[58] Field of Search ..... **D6/334, 335, 336, 374,**  
**D6/375, 379, 500, 501, 502; 297/445**

[56] **References Cited**

### U.S. PATENT DOCUMENTS

D. 72,995	7/1927	Erskine	.....	D6/334
D. 211,573	7/1968	Granger	.....	D6/334
D. 234,104	1/1975	Fisher	.....	D6/336
D. 277,242	1/1985	Giudici	.....	D6/334 X

### OTHER PUBLICATIONS

Pennsylvania House, ©1971, p. 31, Richmond wing chair #18-3152 at mid-page far left.

Kittinger, Sep. 1974, p. W-17, Barrel chair #CW166 at mid-page left.

*Chairs & Couches* by Curtis, ©1977, p. 119, early 19th century wing chair at top left and circa 1790 wing chair at bottom center.

Ethan Allen, ©1979, p. 99 wing chair #20-7706 at top right.

*Primary Examiner*—Alan P. Douglas

*Assistant Examiner*—Gary D. Watson

*Attorney, Agent, or Firm*—Edgar A. Zarins; Malcolm L. Sutherland

[57] **CLAIM**

The ornamental design for a chair, as shown and designed.

### DESCRIPTION

FIG. 1 is a perspective view of a chair showing my new design;

FIG. 2 is a front elevational view thereof;

FIG. 3 is a top plan view thereof; and,

FIG. 4 is a right side view thereof, the opposite side being a mirror image of the side shown. The rear of the chair is plain and unadorned.




Fig-1

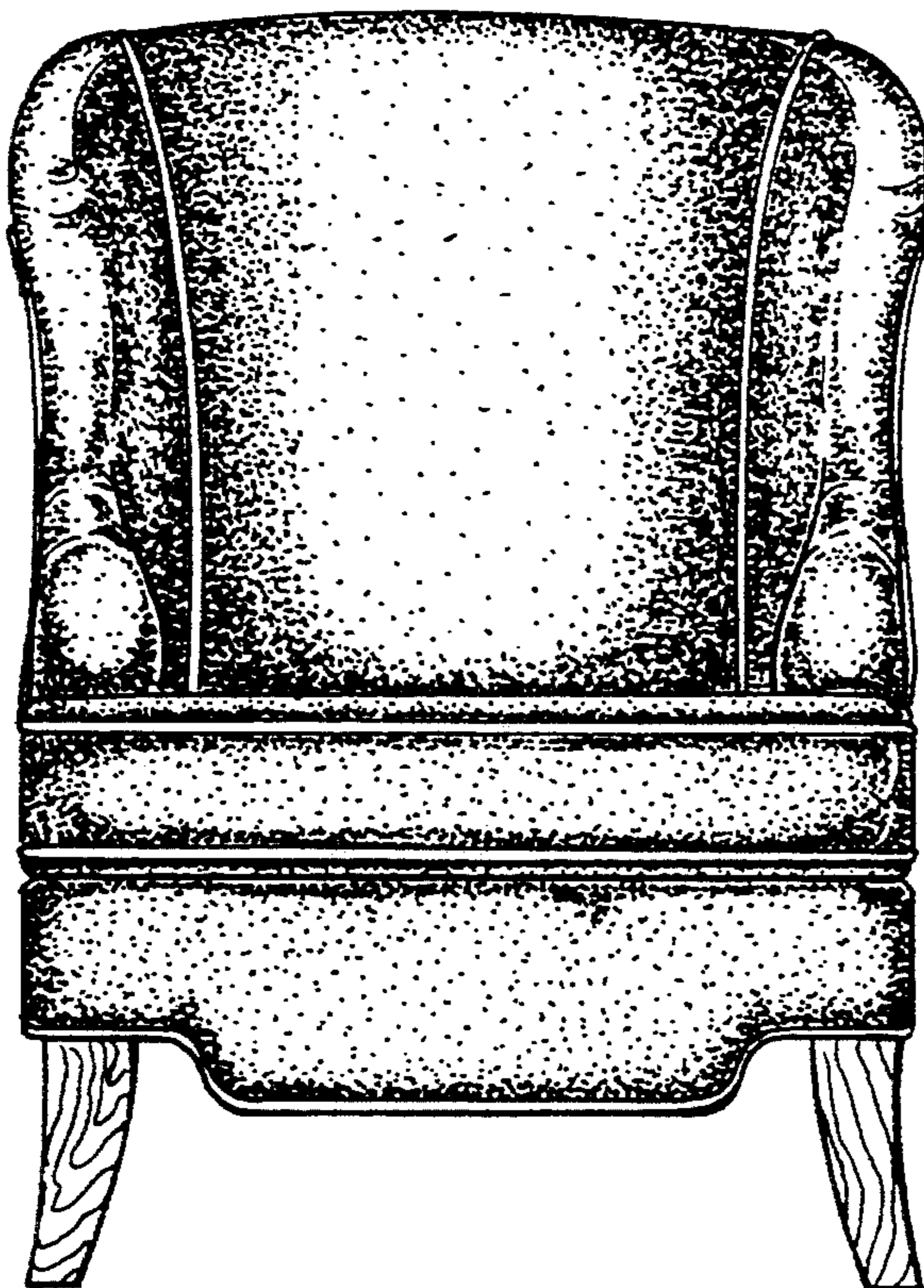



Fig-2

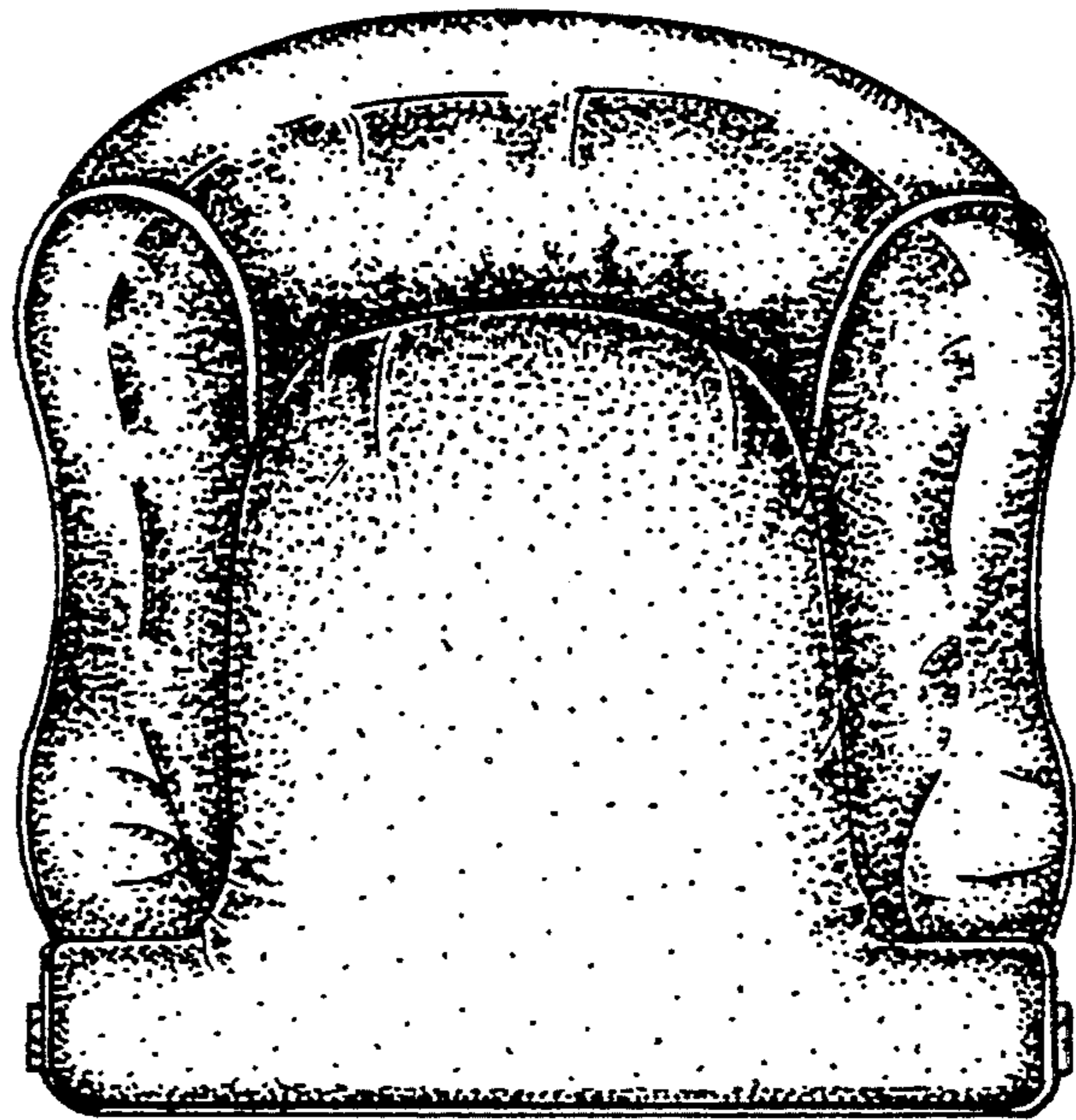


Fig-3

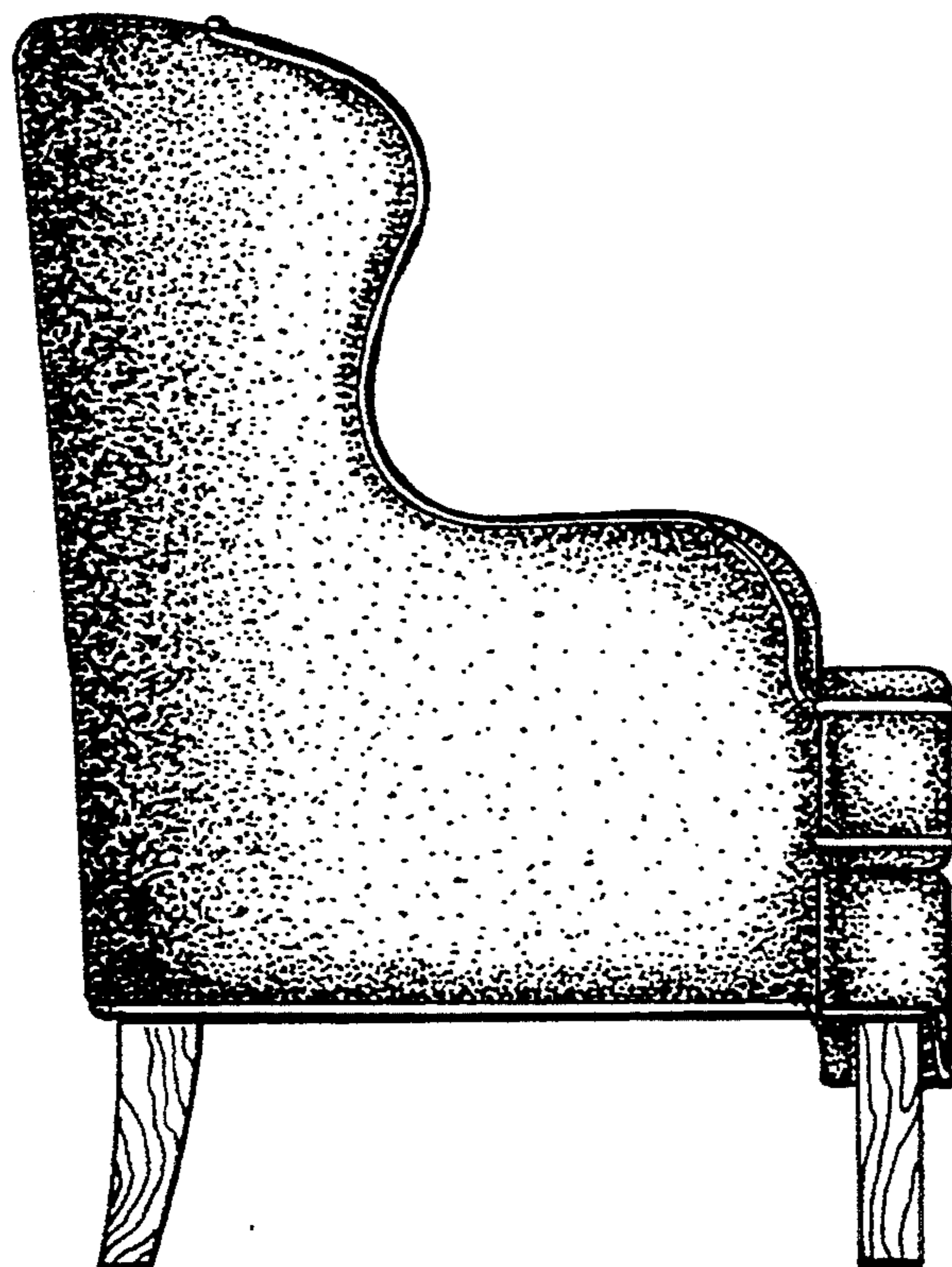


Fig-4