



US00D360298S

# United States Patent [19]

[11] Patent Number: Des. 360,298

Sanford

[45] Date of Patent: \*\* Jul. 18, 1995

[54] BASKET

4,561,547 12/1985 Estwanik, III .  
4,830,199 5/1989 Wolfe et al. .  
5,209,359 5/1993 Arnold .

[76] Inventor: Marshun A. Sanford, P.O. Box 4114,  
Hot Springs, Ark. 71914

### FOREIGN PATENT DOCUMENTS

[\*\*] Term: 14 Years

0371587 5/1939 Italy ..... 217/5  
0056257 10/1911 Switzerland ..... 217/36  
0334075 8/1930 United Kingdom ..... 217/36

[21] Appl. No.: 19,470

[22] Filed: Mar. 3, 1994

Primary Examiner—Terry A. Wallace  
Assistant Examiner—Richelle Shelton

[52] U.S. Cl. .... D3/304; D6/453

[58] Field of Search ..... D3/304; 206/44 K;  
217/122-125, 5, 36; 220/676; D6/453, 404, 412,  
557, 564; D11/155, 156; D9/310, 432

### [57] CLAIM

The ornamental design for basket, as shown and described.

### [56] References Cited

#### U.S. PATENT DOCUMENTS

D. 157,291 2/1950 Pyle et al. .... D6/453  
D. 307,718 5/1990 Tabler ..... D9/432  
D. 330,448 10/1992 Owen, Jr. .  
D. 332,857 1/1993 Cooper .  
568,137 9/1896 Hall ..... 217/36  
2,048,089 7/1936 Westfall ..... 217/125  
2,486,709 11/1949 Friday et al. .... 217/36

### DESCRIPTION

FIG. 1 is a front elevational view of a basket showing my new design;  
FIG. 2 is a rear elevational view thereof;  
FIG. 3 is a left side elevational view thereof;  
FIG. 4 is a right side elevational view thereof;  
FIG. 5 is a top plan view thereof; and,  
FIG. 6 is a bottom plan view thereof.




FIG. 1




FIG. 2




FIG. 3

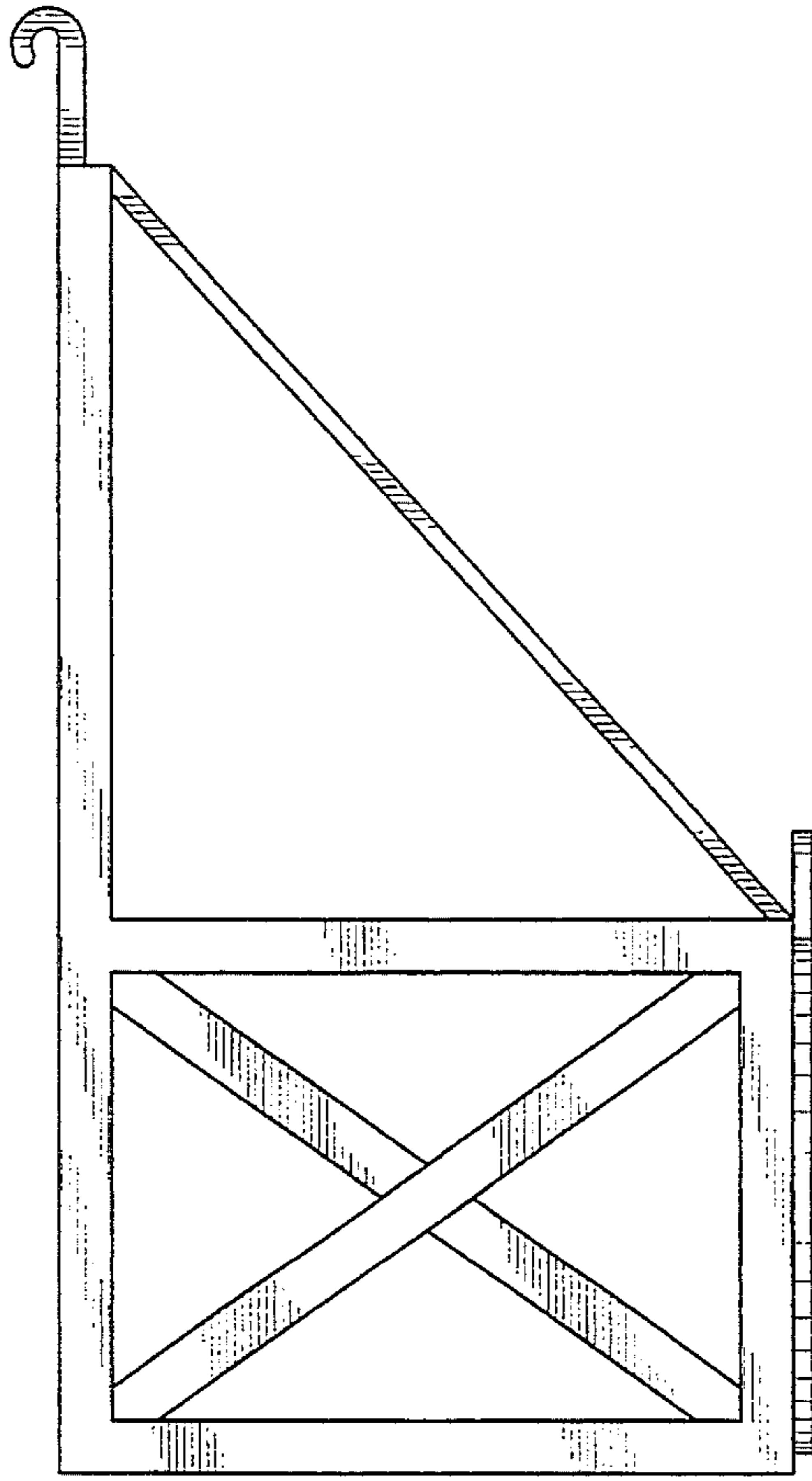


FIG. 4

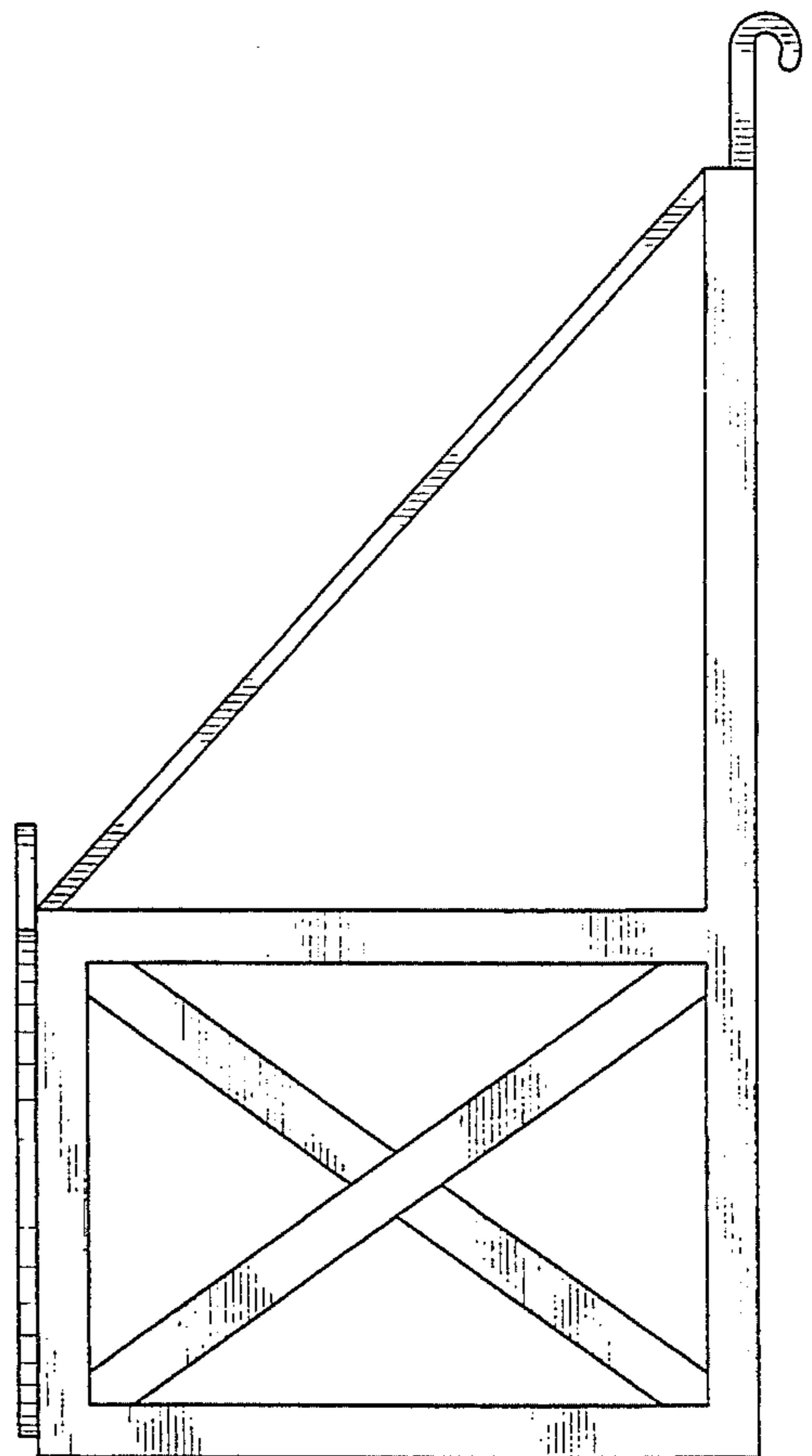




FIG. 5

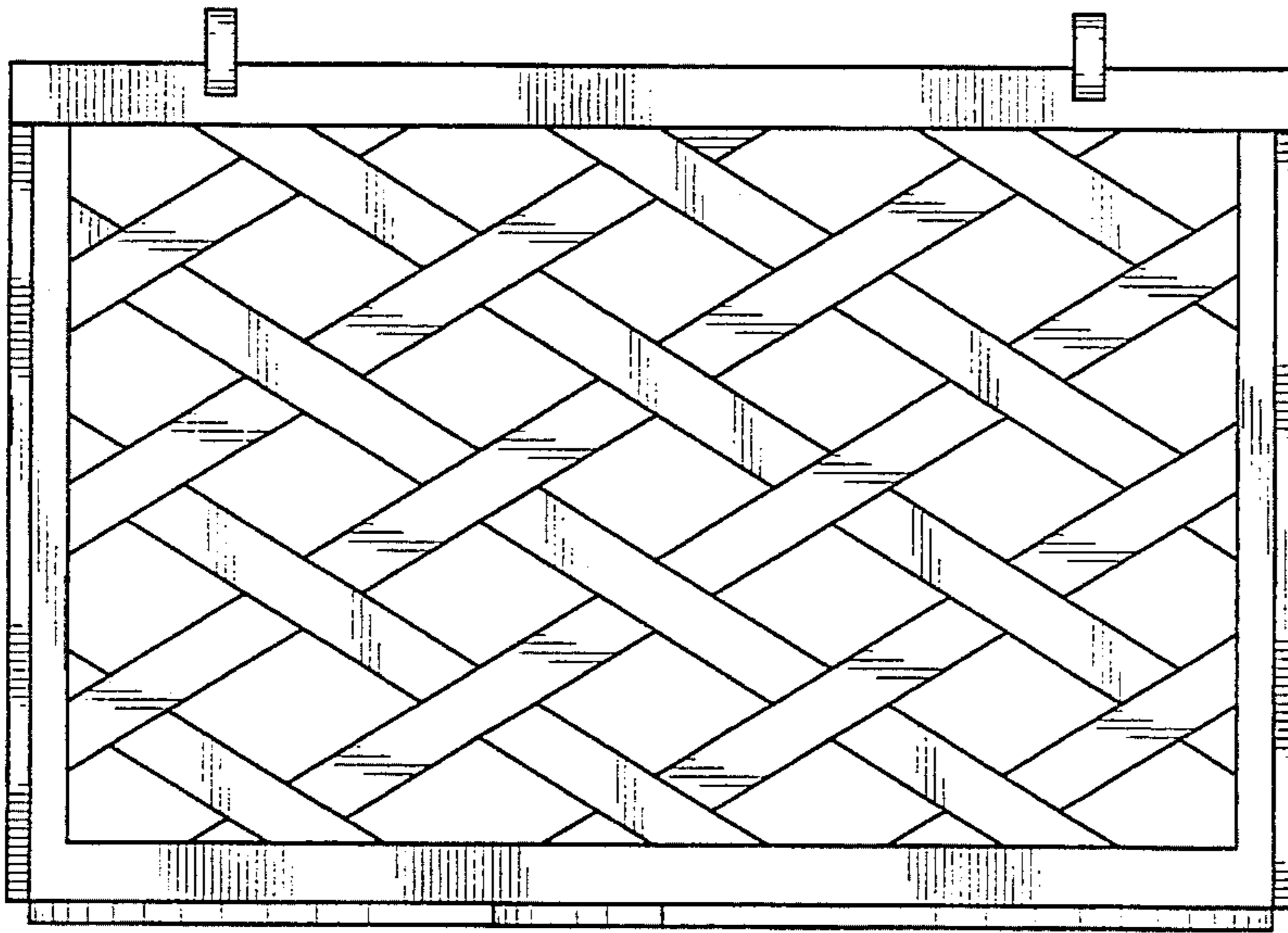


FIG. 6

